

Superior Court of California County of San Joaquin



Innovations Grant Community Supervision Project



Judicial Council Meeting
March 15, 2019

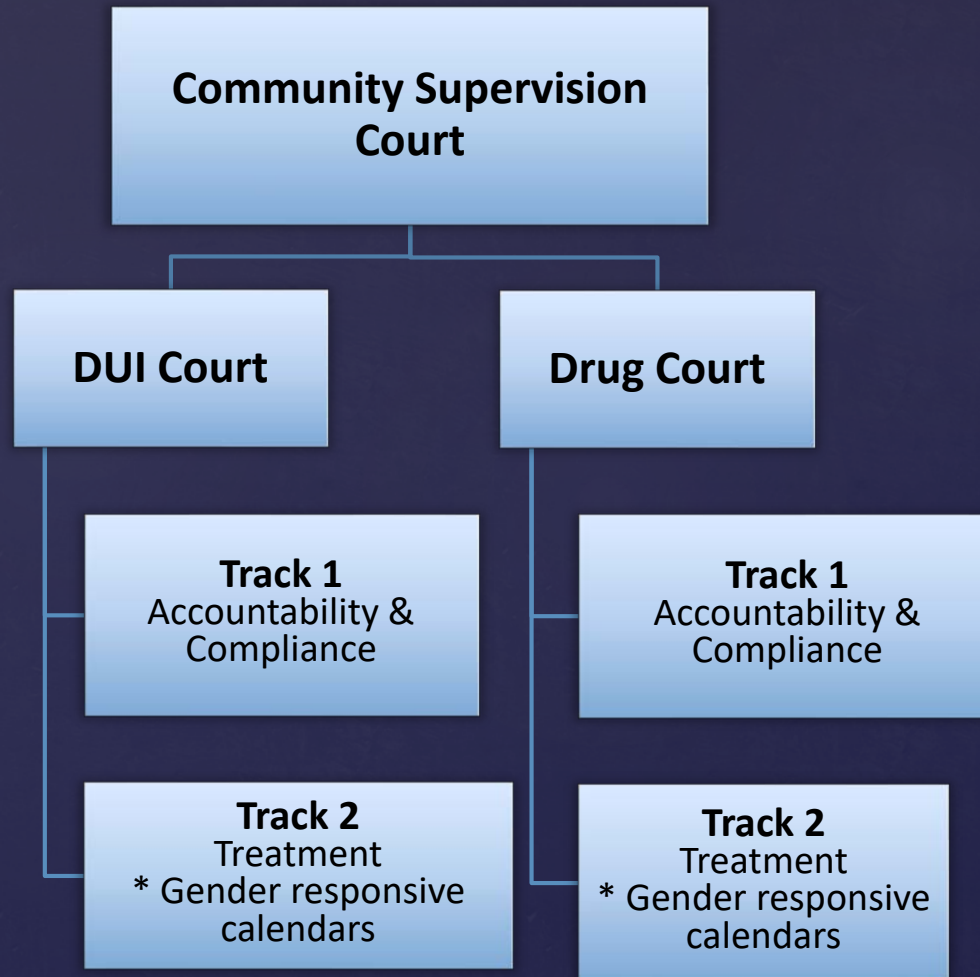
Hon. Richard Vlavianos
Hon. Kristine Eagle
Ms. Rosa Junqueiro, CEO

Community Supervision Court Project

- **One coordinated system**
- **Targeting high-risk offenders identified by validated assessment**
- **Designed for scaling up & appropriate resourcing**
 - 1342 participants FY 17/18
 - Average grant cost: \$480/participant
- **Placement based on level of need**
- **Gender responsive calendars**
- **Mental health clinician bridges service gap**
- **Case managers**
- **Stockton Police & Other Partnerships**



Community Supervision Court Project



Community Supervision Court

...Expanded



Drug Court – Recidivism

	FY 2017/2018	FY 2018/2019 Q2 YTD
Participants served	528	442
New convictions	14.39%	7.24%
Violations of Probation	11.36%	4.75%
Non-Collaborative Courts Violations of Probation	16.59%	16.92%

Drug Court

Track 1 vs Track 2 FY 2017/2018 - Implementation Year

	Track 1 (Innovations funding only)	Track 2 (various funding sources)
Cost/budget	\$105,797	\$684,052
Percentage of budget	13%	87%
Participants served	133	395
Percentage of program	26%	74%
Average cost per participant	\$795	\$1,732

Drug Court

Demographics

	African-American	Hispanic	White	Other Race	Males	Females
San Joaquin Drug Court referrals (primarily drug and property charges)	21%	36%	40%	3%	78%	22%
San Joaquin total drug and property convictions ⁽¹⁾	20%	34%	39%	6%	77%	23%

^[1] State of California, Department of Justice, Open Justice data tables (2008-2017)

DUI Court - Recidivism

	FY 2017/2018	FY 2018/2019 Q2 YTD
Participants served	814	485
New convictions	7.37%	5.36%
Violations of probation	1.53%	<1%
Non-Collaborative Courts Violations of probation	16.59%	16.92%

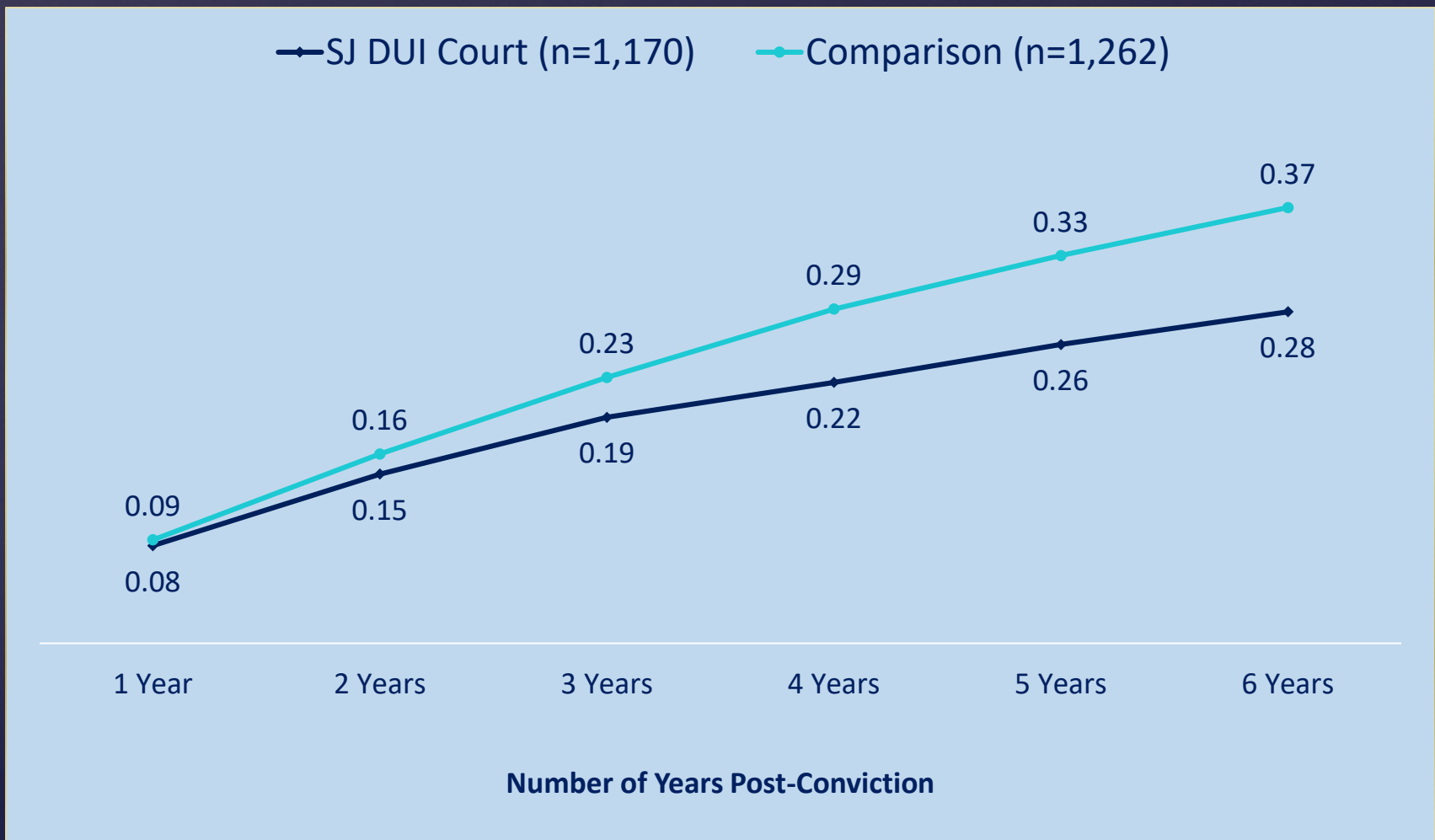
DUI Court

Track 1 vs Track 2 FY 2017/2018 - Implementation Year

	Track 1 (various funding sources)	Track 2 (various funding sources)
Cost/budget	\$247,274	\$501,117
Percentage of budget	33%	68%
Participants served	507	307
Percentage of program	63%	37%
Average cost per participant	\$488	\$1,632

NPC Research Preliminary Data

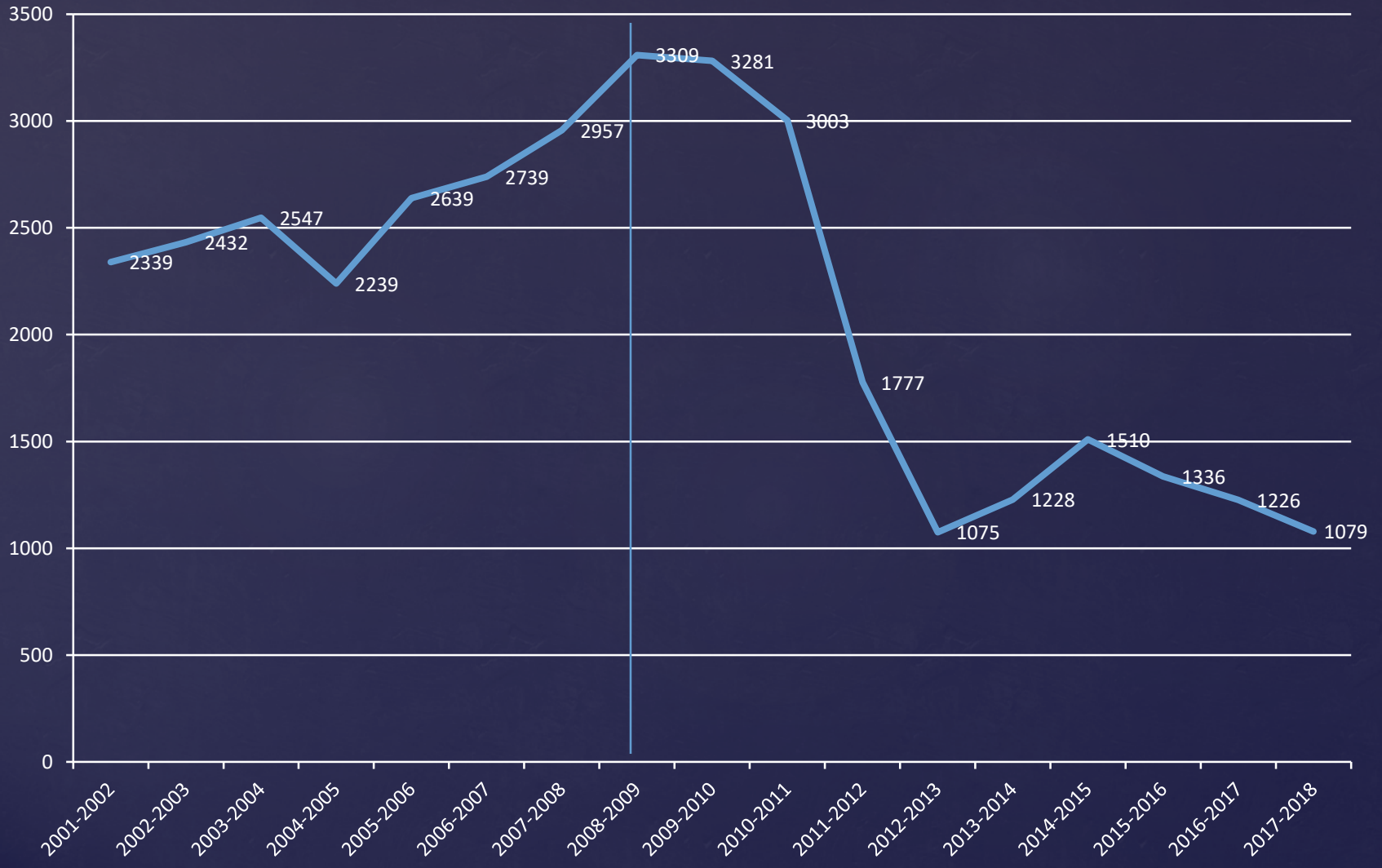
SJ DUI Court participants had fewer DUI arrests
6 years after program entry



Misdemeanor and Felony DUI Filings with Priors

Fiscal Year	Lodi	South County	Stockton	Total
17/18	108	226	358	692
16/17	113	202	360	675
15/16	114	199	423	736
Increase / (Decrease)	-6	27	-65	-44
	-5%	14%	-15%	-6%

DUI Filings



Alcohol Related Traffic Fatalities in San Joaquin County

- Fatalities: 5-year average before DUI Court implementation
52 per year
- Fatalities: 5-year average after DUI Court implementation
32 per year

Decrease -38%

AB109 Revocation Filings

- 2017 - 888
- 2018 - 636
- Decrease -28%

Community Supervision Court - Theory



NPC Research

- Longitudinal Study
- Cost-Benefit Analysis
- “How-to” Manual

Ms. Latrice Woodruff

Drug Court Compliance Manager

Ms. Nadia Turner

Drug Court Participant

Superior Court of California County of San Joaquin



Innovations Grant Community Supervision Project



Questions?

Thank You.