



## JUDICIAL COUNCIL OF CALIFORNIA

455 Golden Gate Avenue • San Francisco, California 94102-3688

[www.courts.ca.gov](http://www.courts.ca.gov)

---

# REPORT TO THE JUDICIAL COUNCIL

*Item No.: 23-017*

For business meeting on: January 20, 2023

---

**Title**

Trial Courts: Trial Court Trust Fund Funds  
Held on Behalf of the Trial Courts

**Agenda Item Type**

Action Required

**Effective Date**

January 20, 2023

**Rules, Forms, Standards, or Statutes Affected**

None

**Date of Report**

December 14, 2022

**Recommended by**

Fiscal Planning Subcommittee of the Trial  
Court Budget Advisory Committee  
Hon. Jonathan B. Conklin, Chair

**Contact**

Brandy Olivera, 415-865-7195  
[Brandy.Olivera@jud.ca.gov](mailto:Brandy.Olivera@jud.ca.gov)

---

### Executive Summary

The Fiscal Planning Subcommittee of the Trial Court Budget Advisory Committee recommends 16 new and nine amended Trial Court Trust Fund funds to be held on behalf of the trial courts' requests totaling \$10.2 million from 12 trial courts. Under the Judicial Council–adopted process, a court may request reduced funding as a result of the court exceeding the 3 percent fund balance cap, to be retained in the Trial Court Trust Fund for the benefit of that court.

### Recommendation

Based on actions taken at its meeting on October 20, 2022 and its action by email meeting on December 8, 2022, the Fiscal Planning Subcommittee of the Trial Court Budget Advisory Committee recommends that the Judicial Council, effective January 20, 2023 approve:

1. New funding requests totaling \$4.3 million (Attachment A), as follows:

- \$902,000 request from Amador Superior Court to add one new courtroom to the courthouse (Attachment B);
- \$168,000 request from Colusa Superior Court for needed alterations and improvements to the clerk's office and judge's chambers (Attachment C);

- \$300,000 request from El Dorado Superior Court to digitize all court records and make them easily accessible in its case management system (Attachment D);
- \$111,000 request from Glenn Superior Court for a digitization project (Attachment E);
- \$393,000 request from Kings Superior Court for replacing information technology equipment in its data center (Attachment F);
- \$236,000 request from Kings Superior Court for a surveillance system refresh (Attachment F);
- \$25,000 request from Monterey Superior Court to fund a consultant on the design and construction of a new courthouse (Attachment G);
- \$50,000 request from Monterey Superior Court to fund the replacement of a vehicle (Attachment H);
- \$250,000 request from Monterey Superior Court to fund maintenance and repair projects (Attachment I);
- \$70,000 request from Monterey Superior Court to fund critical security projects for its courthouses (Attachment J);
- \$495,000 request from Placer Superior Court to upgrade its current video conferencing system for remote proceedings (Attachment K);
- \$80,000 request from Placer Superior Court to make infrastructure modifications to support an increase in staffing (Attachment L);
- \$710,000 request from San Benito Superior Court to make modifications and upgrades to its existing facility (Attachment M);
- \$297,000 request from San Luis Obispo Superior Court to renovate office workspace (Attachment N);
- \$122,000 request from San Luis Obispo Superior Court to upgrade its current Zoom court technology (Attachment N); and
- \$53,000 request from San Luis Obispo Superior Court to purchase a vehicle (Attachment N).

2. Amended requests totaling \$5.9 million (Attachment O), as follows:

- Request of Kern Superior Court to extend completion of its case management system totaling \$1.8 million to 2023–24 for fund balance years 2016–17 and 2020–21 due to a change in vendors (Attachment P);
- Request of Mono Superior Court to extend the replacement and repair of its courtroom audiovisual control system to 2024–25 for fund balance years 2017–18 and 2019–20 due to minor audiovisual system failures and to increase the requested amount by \$40,000 from \$168,000 to \$208,000 (Attachment Q);
- Request of Mono Superior Court to extend the interfacing of its case management system with justice partners totaling \$105,000 through 2024–25 for fund balance year 2020–21 to finalize the planning phase and complete staggered deployments (Attachment R);
- Request of Mono Superior Court to extend its document digital scanning/storing services totaling to 2023–24 for fund balance years 2018–19, 2019–20, and 2020–21 to convert

hard copy paper records into digital files and to increase the requested amount by \$35,000 from \$35,000 to \$70,000 (Attachment S);

- Request of Mono Superior Court to extend the period for purchasing a winter vehicle due to the economy to 2023–24 for fund balance years 2018–19 and 2019–20, and to increase the requested amount by \$60,000 from \$10,000 to \$70,000 (Attachment T);
- Request of Monterey Superior Court to extend the period for upgrading its power infrastructure and data center to 2022–23 for fund balance year 2021–22 to find a viable and cost-effective solution for sharing and maintaining computer systems among various branch entities, and to increase the requested amount by \$221,000 from \$108,000 to \$329,000 (Attachment U);
- Request of Monterey Superior Court to extend the period for landscaping and parking lot improvements to 2022–23 for fund balance years 2020–21 and 2021–22 as work has not been completed related to the original scope of the project, and to increase the requested amount by \$50,000 from \$247,000 to \$297,000 (Attachment V);
- Request of San Mateo Superior Court to extend the period for repairing and replacing worn and damaged flooring and carpeting to 2023–24 for fund balance years 2017–18 through 2021–22, and to increase the requested amount by \$300,000 from \$361,000 to \$661,000 (Attachment W); and
- Request of San Mateo Superior Court to extend the period for new builds to 2023–24 for fund balance year 2018–19 as it awaits occupied space to be vacated, and to increase the requested amount by \$673,000 from \$1.7 million to \$2.3 million (Attachment X).

## **Relevant Previous Council Action**

On April 15, 2016, the council approved the Trial Court Budget Advisory Committee's (TCBAC) recommended process, criteria, and required information for trial courts to request that Trial Court Trust Fund (TCTF)–reduced allocations related to the fund balance cap be retained in the TCTF as restricted fund balance for the benefit of those courts.<sup>1</sup> This retention allows the courts to prudently plan for and fund necessary court infrastructure projects such as (1) technology or infrastructure improvements; (2) facilities maintenance and repair allowed under California Rules of Court, rule 10.810; (3) court efficiency projects; and (4) other projects that would not be possible as an unintended consequence of the fund balance cap.

The criterion for eligibility is that a court have significant court expenditures that cannot be financed within its annual budget. The submission, review, and approval process and the allowance for additional appropriate terms and conditions are consistent with the process for supplemental funding requests.

The requirements for submission of a funds held on behalf (FHOB) request are intended to ensure that the council is aware of the use of funds in excess of the fund balance cap and has

---

<sup>1</sup> Judicial Council of Cal., Advisory Com. Rep., *Trial Court Allocations: Trial Court Reserves Held in the Trial Court Trust Fund* (Mar. 25, 2016), <https://jcc.legistar.com/View.ashx?M=F&ID=4378277&GUID=57D6B686-EA95-497E-9A07-226CA724ADCB>.

given its explicit approval. Post-completion reporting and audit requirements provide final review of the plans and their adherence to the approved purpose. Requests approved by the council since policy development are shown in the table below:

| Fund Balance Year | # of Trial Courts | Amount        |
|-------------------|-------------------|---------------|
| 2015–16           | 15                | \$8.3 Million |
| 2016–17           | 14                | \$6.9 Million |
| 2017–18           | 11                | \$1.6 Million |
| 2018–19           | 10                | \$6.4 Million |
| 2019–20           | 15                | \$6.1 Million |
| 2020–21           | 14                | \$7.4 Million |

In January 2020, the council adopted the TCBAC’s recommendation to adopt revisions to the Judicial Council–approved *Process, Criteria, and Required Information for Trial Court Trust Fund Fund Balance Held on Behalf of the Courts*, including streamlining the submission schedule, making a change to the recipient of the request, and providing language corrections to better align with court year-end closing, trial court allocation offsets, and requests to amend previously reviewed requests.<sup>2</sup>

In May 2022, the council adopted the TCBAC’s recommendation to adopt further revisions to the Judicial Council–approved *Summary of Recommended Process, Criteria, and Required Information for Trial Court Trust Fund Fund Balance Held on Behalf of the Courts* (Attachment Y). These recommendations included (1) changing the reporting requirement for reporting to the TCBAC within 90 days of completion of a project or planned expenditure regarding how the funds were expended, from a quarterly to an annual reporting of all projects or planned expenditures completed in a fiscal year; (2) a requirement on the annual reporting to include status updates on projects or planned expenditures not completed; and (3) corresponding language changes to the existing policy as appropriate.<sup>3</sup>

## Analysis/Rationale

A TCTF FHOB of the trial courts allows the courts to meet contractual obligations and fund necessary court infrastructure projects, such as technology improvements or infrastructure, rule 10.810–allowable facilities maintenance and repair, court efficiency projects, and other court

<sup>2</sup> Judicial Council of Cal., Advisory Com. Rep., *Updates to the Funds Held on Behalf of the Trial Courts Policy* (Jan. 17, 2020), <https://jcc.legistar.com/View.ashx?M=F&ID=7977186&GUID=6B519461-BD50-4F19-9B80-CD40F8FD64FE>.

<sup>3</sup> Judicial Council of Cal., Advisory Com. Rep., *Trial Court Budget: Funds Held on Behalf of the Trial Courts Reporting Frequency* (May 10, 2022), <https://jcc.legistar.com/View.ashx?M=F&ID=10830769&GUID=305F68B7-26CF-4E57-B29D-BD15D8B1CB6D>.



infrastructure projects in which the work extends beyond the three-year term of the contract encumbrance.

Under Government Code section 77203, before June 30, 2014, a trial court could carry over all unexpended funds from the court's operating budget from the prior fiscal year. Commencing June 30, 2014, and concluding June 30, 2019, a trial court could carry over unexpended funds in an amount not to exceed 1 percent of the court's operating budget from the prior fiscal year. Commencing June 30, 2020, a trial court may carry over unexpended funds in an amount not to exceed 3 percent of the court's operating budget from the prior fiscal year.<sup>4</sup>

Government Code section 68502.5(c)(2)(A) requires the Judicial Council, when setting the allocations for trial courts, to set a preliminary allocation in July of each fiscal year. Further, in January of each fiscal year, after review of available trial court reserves as of June 30 of the prior fiscal year, the Judicial Council shall finalize allocations to trial courts. Each court's finalized allocation shall be offset by the amount of reserves in excess of the amount authorized to be carried over under Government Code section 77203(b).

### **Policy implications**

These recommendations are consistent with current law and Judicial Council policy requirements.

### **Comments**

This item did not circulate for comment and received no public comment.

### **Alternatives considered**

Each court detailed specific alternatives in the attached applications. Overall, if the requests are not approved, the courts would use funding from their operating budgets, which would reduce available resources, postpone implementation of the requested actions, or reduce services to the public.

### **Fiscal and Operational Impacts**

Allocating the requested funds incurs no additional cost to the courts, and workload associated with monitoring and tracking the FHOB requests is absorbed by Judicial Council staff. If the requests are not approved, the courts' budgets would be adversely affected as well as the courts' ability to serve the public adequately and efficiently.

### **Attachments and Links**

1. Attachment A: Summary of New Requests
2. Attachment B: Application—Amador Superior Court request
3. Attachment C: Application—Colusa Superior Court request
4. Attachment D: Application—El Dorado Superior Court request

---

<sup>4</sup> Added as part of Senate Bill 1021 (Stats. 2012, ch. 41); later amended by Senate Bill 95 (Stats. 2019, ch. 36, § 2), effective June 27, 2019.

5. Attachment E: Application—Glenn Superior Court request
6. Attachment F: Application—Kings Superior Court request
7. Attachment G: Application—Monterey Superior Court request
8. Attachment H: Application—Monterey Superior Court request
9. Attachment I: Application—Monterey Superior Court request
10. Attachment J: Application—Monterey Superior Court request
11. Attachment K: Application—Placer Superior Court request
12. Attachment L: Application—Placer Superior Court request
13. Attachment M: Application—San Benito Superior Court request
14. Attachment N: Application—San Luis Obispo Superior Court request
15. Attachment O: Summary of Amended Requests
16. Attachment P: Application—Kern Superior Court request
17. Attachment Q: Application—Mono Superior Court request
18. Attachment R: Application—Mono Superior Court request
19. Attachment S: Application—Mono Superior Court request
20. Attachment T: Application—Mono Superior Court request
21. Attachment U: Application—Monterey Superior Court request
22. Attachment V: Application—Monterey Superior Court request
23. Attachment W: Application—San Mateo Superior Court request
24. Attachment X: Application—San Mateo Superior Court request
25. Attachment Y: *Summary of Recommended Process, Criteria, and Required Information for Trial Court Trust Fund Fund Balance Held on Behalf of the Courts*

## Summary of Requests for Trial Court Trust Fund Funds to be Held on Behalf of the Court (New Requests)

**Table 1: New Requests for January 20, 2023 Judicial Council Meeting**

| Court           | Amount Requested | Category   | High Level Summary  |
|-----------------|------------------|------------|---|
| Amador          | \$ 902,404       | Facilities | Courtroom addition.   |
| Colusa          | 168,065          | Facilities | Alterations and improvements to the clerk's office and judge's chambers.        |
| El Dorado       | 300,000          | Technology | Digitize all court records for easy access in its case management system (CMS). |
| Glenn           | 111,000          | Technology | Digitization project.   |
| Kings           | 392,882          | Technology | Data center equipment replacement.  |
| Kings           | 236,348          | Facilities | Surveillance system refresh.  |
| Monterey        | 25,000           | Facilities | Design consultant for new courthouse.   |
| Monterey        | 50,000           | Facilities | Vehicle purchase.   |
| Monterey        | 250,000          | Facilities | Maintenance and repair projects.  |
| Monterey        | 70,000           | Facilities | Security projects at courthouses.   |
| Placer          | 495,000          | Technology | Video conference system upgrades.   |
| Placer          | 80,000           | Facilities | Infrastructure modifications.   |
| San Benito      | 709,532          | Facilities | Facility modifications and upgrades.  |
| San Luis Obispo | 296,595          | Facilities | Office workspace renovation.  |
| San Luis Obispo | 121,740          | Technology | Court Zoom technology upgrade.  |
| San Luis Obispo | 53,405           | Facilities | Vehicle purchase.   |

**\$ 4,261,971**

## APPLICATION FOR TCTF FUNDS HELD ON BEHALF OF THE COURT

Please check the type of request:

☒ **NEW REQUEST** (Complete Section I, III, and IV only.)☐ **AMENDED REQUEST** (Complete Sections I through IV.)**SECTION I: GENERAL INFORMATION****SUPERIOR COURT:**

Amador

**PERSON AUTHORIZING REQUEST** (Presiding Judge or Court Executive Officer):

Renee C. Day, Presiding Judge

**CONTACT PERSON AND CONTACT INFO:**

Dawn Harmon: dharmon@amadorcourt.org; 209-257-2686

**DATE OF SUBMISSION:**

9/21/2022

**TIME PERIOD COVERED BY THE REQUEST, INCLUDING CONTRIBUTION AND EXPENDITURE:** FY 21/22 – FY 24/25**REQUESTED AMOUNT:**

\$902,484.00

**REASON FOR REQUEST** (Please briefly summarize the purpose for this request, including a brief description of the project/proposal. Use attachments if additional space is needed.):

Amador Superior Court (Court) is requesting to hold funds in trust for an addition to the court house of one new courtroom.

The new courtroom, Department 4, which is proposed to expand into the parking lot on the east side of the building, would have a minimal impact on available parking for Court customers while greatly increasing the public's access to the services of the Court by allowing regular court calendars to continue operations during scheduled jury trials without closing various other Court services, such as the Court Collections Counter and Traffic Check-in Counter, or impacting the Jury Assembly Room.

Another option we are exploring with JCC Facilities would be to reconfigure the current Court facility to add a courtroom.

Department 4 would further save from expending funds to cover the cost of an off-site rental facility including but not limited to rental cost, additional security, and mileage reimbursement for staff and jurors, all while salvaging a loss of positive public perception of the Court caused by makeshift courtrooms. Additionally, this is a very small community with limited facilities available. The off-site rental facility we utilized during the pandemic is no longer available; we were fortunate to utilize it only because the owners had to shutter their business due to the pandemic.

**SECTION II: AMENDED REQUEST CHANGES****A. Identify sections and answers amended.****B. Provide a summary of the changes to the request.****SECTION III: TRIAL COURT OPERATIONS AND ACCESS TO JUSTICE****A. Explain why the request does not fit within the court's annual operational budget process and the three-year encumbrance term.**

This project is in the infancy planning stage, therefore, we do not have solid projections. The cost to provide the increased availability of Court services to the public by building Department 4 is to be determined, however, we do know it will be outside of the Courts annual operational budget and will require more than the three year encumbrance term will allow.

**APPLICATION FOR TCTF FUNDS HELD ON BEHALF OF THE COURT (Continued)****SECTION III (continued): TRIAL COURT OPERATIONS AND ACCESS TO JUSTICE**

**B. How will the request enhance the efficiency and/or effectiveness of court operations, and/or increase the availability of court services and programs?**

The addition of Department 4 will enhance the efficiency of court operations, increase the availability of court services to the public, and promote a positive public perception of the Court.

In 2010 Amador held 16 jury trials with an average length of 3.6 days\* which, at the time, was manageable with three courtrooms. However, since then the average length of jury trials has more than doubled. In 2020 the average length of a jury trial had increased to 7.3 days\*\*.

The continuing extended length of trials has forced the Court to choose between spending resources on viable off-site accommodations for jury trials, or close certain court services to permit regular operations of the calendars. The Court has heard calendars in the Jury Assembly Room, causing the closure of the Court Collections Counter, Traffic Check-In Counter, and effecting the Jury Check-in process during trials to accommodate the operations of our Court Calendars. The addition of Department 4 would rectify this predicament and ensure all Court Services are available to the public.

Holding Court in the Jury Assembly Room further increases the security risk to our Judicial Officers and Court staff. In the event of a threat in the makeshift courtroom the location of the Judicial Officer and Court Staff in relation to the public would require them to move toward the threat in order to retreat to a secured area of the Courthouse. This security risk could prove disastrous and is easily remedied by the addition of Department 4 which would have proper security measures in place.

Assembling and disassembling the equipment in the Jury Assembly Room to create a courtroom takes Court time and personnel. Taking personnel away from their regular duties decreases the efficiency of other departments. Constructing Department 4 will save Court time and resources in the set up and break down of the temporary courtroom.

The public perception of the Court is diminished each time calendars are heard in the Jury Assembly Room. The courtroom is made utilizing folding tables for the bench, counsel tables, and witness stand, while a portable microphone and speaker setup is brought in to ensure all can hear. The appearance of the courtroom in this way gives the perception that the Court is not to be regarded as one of the three branches of government, but rather just a piecemealed apparatus. In October of 2022 the Court will hold a 30 day Jury Trial. As it is impractical to close other court operations for this length of time the Court will hold this trial off site at the Calaveras County Superior Court (17.9 miles away). Holding this trial off site will require the Jurors to first come to the Amador Superior Court only to be instructed to drive to the Calaveras Superior Court. This will again have a negative impact on the public perception of the Court on top of decreased efficiency due to the added travel time. The addition of Department 4 will build a positive public perception of the Court by providing an appropriate venue for the hearing of all court calendars and restore the public's positive perception of the Court.

Department 4 will not only increase the efficiency, effectiveness, and availability of Court services by allowing all facets of operations to remain open without taking personnel away from their regular responsibilities, it will provide a safer work environment for our Judicial Officers and staff, and promote a positive public image of the Court.

\*Includes a 24 day Homicide trial if excluded average is 2.1 days

\*\*Includes a 12 day Homicide trial if excluded average is 6.5 days

**C. If a cost efficiency, please provide cost comparison (table template provided).**

**D. Describe the consequences to the court's operations if the court request is not approved.**

In the event the Court's request is not approved the Court will be required to continue closing various Court Services or looking for off-site locations when jury trials are held.

Maintaining the calendar on site in the Jury Assembly Room will force the closure of the Court's collections, impacting the courts operations, as well as affect the traffic calendar check-in process, take personnel from their regular responsibilities, and increase the safety risk of the Judicial Officers and staff. Hearing the calendar offsite will reduce efficiency, public perception, and increase operational costs in security, mileage, and facility rental fees.

**E. Describe the consequences to the public and access to justice if the court request is not approved.**

The public's access to justice will be hindered if the request is not approved due not only to the closure of certain court services, but in some instances being required to drive to another county court nearly twenty miles away for their matter to be heard.

**F. What alternatives has the court identified if the request is not approved, and why is holding funding in the TCTF the preferred alternative?**

In the unfortunate event the request is not approved the court would continue operating as we are by closing court functions as necessary to manufacture a makeshift courtroom, or spending court resources on off site locations if we are even able to secure off site locations.

**SECTION IV: FINANCIAL INFORMATION**

Please provide the following *(table template provided for each)*:

**A. Three-year history of year-end fund balances, revenues, and expenditures**

**B. Current detailed budget projections for the fiscal years the trial court would either be contributing to or receiving distributions from the TCTF fund balance held on the court's behalf**

**C. Identification of all costs, by category and amount, needed to fully implement the project**

**D. A specific funding and expenditure schedule identifying the amounts to be contributed and expended, by fiscal year**

If a cost efficiency, please provide cost comparison

| Status Quo            |  | FY 2021-22 | FY 2022-23 | FY 2023-24 | FY 2024-25 |
|-----------------------|--|------------|------------|------------|------------|
| GL Account            | Description  | Amount     | Amount     | Amount     | Amount     |
| N/A                   | Dedicated Revenue Stream (if applicable)               |            |            |            |            |
|                       |  |            |            |            |            |
| 900000                | Salaries   |            |            |            |            |
| 910000                | Staff Benefits   |            |            |            |            |
| 920001                | General Expense  |            |            |            |            |
| 924000                | Printing   |            |            |            |            |
| 925000                | Telecommunications                                     |            |            |            |            |
| 926000                | Postage  |            |            |            |            |
| 928000                | Insurance  |            |            |            |            |
| 929000                | Travel in State  |            |            |            |            |
| 931000                | Travel Out of State                                    |            |            |            |            |
| 933000                | Training   |            |            |            |            |
| 934000                | Security   |            |            |            |            |
| 935000                | Facilities Operations                                  |            |            |            |            |
| 936000                | Utilities  |            |            |            |            |
| 938000                | Contracted Services                                    |            |            |            |            |
| 940000                | Consulting and Professional Services - County Provided |            |            |            |            |
| 943000                | Information Technology (IT)                            |            |            |            |            |
| 945000                | Major Equipment  |            |            |            |            |
| 950000                | Other Items of Expense                                 |            |            |            |            |
| 972000                | Other  |            |            |            |            |
| 973000                | Debt Service   |            |            |            |            |
| 983000                | Court Construction                                     |            |            |            |            |
| 990000                | Distributed Administration & Allocation                |            |            |            |            |
| Net Revenue (Expense) |  | -          | -          | -          | -          |

| Proposed Project      |  |         |         |           |             |
|-----------------------|--|---------|---------|-----------|-------------|
| GL Account            | Description  | Amount  | Amount  | Amount    | Amount      |
| N/A                   | Dedicated Revenue Stream (if applicable)               | 902,484 | 400,000 | 400,000   | 400,000     |
|                       |  |         |         |           |             |
| 900000                | Salaries   |         |         |           |             |
| 910000                | Staff Benefits   |         |         |           |             |
| 920001                | General Expense  |         |         |           |             |
| 924000                | Printing   |         |         |           |             |
| 925000                | Telecommunications                                     |         |         |           |             |
| 926000                | Postage  |         |         |           |             |
| 928000                | Insurance  |         |         |           |             |
| 929000                | Travel in State  |         |         |           |             |
| 931000                | Travel Out of State                                    |         |         |           |             |
| 933000                | Training   |         |         |           |             |
| 934000                | Security   |         |         |           |             |
| 935000                | Facilities Operations                                  |         |         |           |             |
| 936000                | Utilities  |         |         |           |             |
| 938000                | Contracted Services                                    |         |         |           |             |
| 940000                | Consulting and Professional Services - County Provided |         |         |           |             |
| 943000                | Information Technology (IT)                            |         |         |           |             |
| 945000                | Major Equipment  |         |         |           |             |
| 950000                | Other Items of Expense                                 |         |         |           |             |
| 972000                | Other  |         |         |           |             |
| 973000                | Debt Service   |         |         |           |             |
| 983000                | Court Construction                                     |         | 150,000 | 500,000   | 1,452,484   |
| 990000                | Distributed Administration & Allocation                |         |         |           |             |
| Net Revenue (Expense) |  | 902,484 | 250,000 | (100,000) | (1,052,484) |

|                         |  |         |           |           |   |
|-------------------------|--|---------|-----------|-----------|---|
| Cumulative Cost Savings |  | 902,484 | 1,152,484 | 1,052,484 | - |
|-------------------------|--|---------|-----------|-----------|---|

If a cost efficiency, please provide cost comparison

| Status Quo                   |  | Select Fiscal Year ▼ | Select Fiscal Year ▼ | Select Fiscal Year ▼ |
|------------------------------|--|----------------------|----------------------|----------------------|
| GL Account                   | Description  | Amount               | Amount               | Amount               |
| N/A                          | Dedicated Revenue Stream (if applicable)               |                      |                      |                      |
|                              |  |                      |                      |                      |
| 900000                       | Salaries   |                      |                      |                      |
| 910000                       | Staff Benefits   |                      |                      |                      |
| 920001                       | General Expense  |                      |                      |                      |
| 924000                       | Printing   |                      |                      |                      |
| 925000                       | Telecommunications                                     |                      |                      |                      |
| 926000                       | Postage  |                      |                      |                      |
| 928000                       | Insurance  |                      |                      |                      |
| 929000                       | Travel in State  |                      |                      |                      |
| 931000                       | Travel Out of State                                    |                      |                      |                      |
| 933000                       | Training   |                      |                      |                      |
| 934000                       | Security   |                      |                      |                      |
| 935000                       | Facilities Operations                                  |                      |                      |                      |
| 936000                       | Utilities  |                      |                      |                      |
| 938000                       | Contracted Services                                    |                      |                      |                      |
|                              | Consulting and Professional Services - County Provided |                      |                      |                      |
| 940000                       |  |                      |                      |                      |
| 943000                       | Information Technology (IT)                            |                      |                      |                      |
| 945000                       | Major Equipment  |                      |                      |                      |
| 950000                       | Other Items of Expense                                 |                      |                      |                      |
| 972000                       | Other  |                      |                      |                      |
| 973000                       | Debt Service   |                      |                      |                      |
| 983000                       | Court Construction                                     |                      |                      |                      |
| 990000                       | Distributed Administration & Allocation                |                      |                      |                      |
| <b>Net Revenue (Expense)</b> |  | -                    | -                    | -                    |

| Proposed Project             |  |        |        |        |
|------------------------------|--|--------|--------|--------|
| GL Account                   | Description  | Amount | Amount | Amount |
| N/A                          | Dedicated Revenue Stream (if applicable)               |        |        |        |
|                              |  |        |        |        |
| 900000                       | Salaries   |        |        |        |
| 910000                       | Staff Benefits   |        |        |        |
| 920001                       | General Expense  |        |        |        |
| 924000                       | Printing   |        |        |        |
| 925000                       | Telecommunications                                     |        |        |        |
| 926000                       | Postage  |        |        |        |
| 928000                       | Insurance  |        |        |        |
| 929000                       | Travel in State  |        |        |        |
| 931000                       | Travel Out of State                                    |        |        |        |
| 933000                       | Training   |        |        |        |
| 934000                       | Security   |        |        |        |
| 935000                       | Facilities Operations                                  |        |        |        |
| 936000                       | Utilities  |        |        |        |
| 938000                       | Contracted Services                                    |        |        |        |
|                              | Consulting and Professional Services - County Provided |        |        |        |
| 940000                       |  |        |        |        |
| 943000                       | Information Technology (IT)                            |        |        |        |
| 945000                       | Major Equipment  |        |        |        |
| 950000                       | Other Items of Expense                                 |        |        |        |
| 972000                       | Other  |        |        |        |
| 973000                       | Debt Service   |        |        |        |
| 983000                       | Court Construction                                     |        |        |        |
| 990000                       | Distributed Administration & Allocation                |        |        |        |
| <b>Net Revenue (Expense)</b> |  | -      | -      | -      |

|                                |   |  |  |
|--------------------------------|---|--|--|
| <b>Cumulative Cost Savings</b> | - |  |  |
|--------------------------------|---|--|--|



## Prior three-year history of year-end fund balances, revenues, and expenditures

| FY 2019-20 ▼                 | FUNDS          |                              |                          |                  |              |             |           |                  |
|------------------------------|----------------|------------------------------|--------------------------|------------------|--------------|-------------|-----------|------------------|
| Description                  | General        | Special Revenue<br>Non-Grant | Special Revenue<br>Grant | Capital Projects | Debt Service | Proprietary | Fiduciary | TOTAL            |
| <b>Beginning Balance</b>     | <b>187,705</b> | <b>35,650</b>                | -                        |                  |              |             |           | <b>223,355</b>   |
| Revenues                     | 4,090,153      | 292,623                      | 222,672                  |                  |              |             |           | <b>4,605,448</b> |
| Expenditures                 | 3,970,185      | 280,307                      | 237,193                  |                  |              |             |           | <b>4,487,685</b> |
| Operating Transfers In (Out) | (14,521)       |                              | 14,521                   |                  |              |             |           | -                |
| <b>Ending Fund Balance</b>   | <b>293,152</b> | <b>47,966</b>                | -                        | -                | -            | -           | -         | <b>341,118</b>   |

| FY 2020-21 ▼                 | FUNDS          |                              |                          |                  |              |             |           |                  |
|------------------------------|----------------|------------------------------|--------------------------|------------------|--------------|-------------|-----------|------------------|
| Description                  | General        | Special Revenue<br>Non-Grant | Special Revenue<br>Grant | Capital Projects | Debt Service | Proprietary | Fiduciary | TOTAL            |
| <b>Beginning Balance</b>     | <b>293,151</b> | <b>47,966</b>                | -                        |                  |              |             |           | <b>341,117</b>   |
| Revenues                     | 3,806,589      | 224,651                      | 195,237                  |                  |              |             |           | <b>4,226,477</b> |
| Expenditures                 | 3,706,787      | 207,785                      | 196,338                  |                  |              |             |           | <b>4,110,910</b> |
| Operating Transfers In (Out) | (1,101)        |                              | 1,101                    |                  |              |             |           | -                |
| <b>Ending Fund Balance</b>   | <b>391,852</b> | <b>64,832</b>                | -                        | -                | -            | -           | -         | <b>456,684</b>   |

| FY 2021-22 ▼                 | FUNDS            |                              |                          |                  |              |             |           |                  |
|------------------------------|------------------|------------------------------|--------------------------|------------------|--------------|-------------|-----------|------------------|
| Description                  | General          | Special Revenue<br>Non-Grant | Special Revenue<br>Grant | Capital Projects | Debt Service | Proprietary | Fiduciary | TOTAL            |
| <b>Beginning Balance</b>     | <b>391,852</b>   | <b>64,832</b>                | -                        |                  |              |             |           | <b>456,684</b>   |
| Revenues                     | 5,174,007        | 298,719                      | 176,877                  |                  |              |             |           | <b>5,649,603</b> |
| Expenditures                 | 4,441,660        | 296,225                      | 176,810                  |                  |              |             |           | <b>4,914,695</b> |
| Operating Transfers In (Out) | 67               |                              | (67)                     |                  |              |             |           | -                |
| <b>Ending Fund Balance</b>   | <b>1,124,266</b> | <b>67,326</b>                | -                        | -                | -            | -           | -         | <b>1,191,592</b> |

Current detailed budget projections for the fiscal years the trial court would either be contributing to or receiving distributions from the TCTF fund balance held on the cc

|   | FY 2021-22 |                           | FUNDS                 |                  |              |             |           |         |
|---|------------|---------------------------|-----------------------|------------------|--------------|-------------|-----------|---------|
| Description   | General    | Special Revenue Non-Grant | Special Revenue Grant | Capital Projects | Debt Service | Proprietary | Fiduciary | TOTAL   |
| REVENUES  |            |                           |                       |                  |              |             |           |         |
| State Financing Sources                                   | 902,484    |                           |                       |                  |              |             |           | 902,484 |
| Grants  |            |                           |                       |                  |              |             |           | -       |
| Other Financing Sources                                   |            |                           |                       |                  |              |             |           | -       |
| TOTAL REVENUES  | 902,484    | -                         | -                     | -                | -            | -           | -         | 902,484 |
| EXPENDITURES  |            |                           |                       |                  |              |             |           |         |
| Salaries  |            |                           |                       |                  |              |             |           | -       |
| Staff Benefits  |            |                           |                       |                  |              |             |           | -       |
| General Expense   |            |                           |                       |                  |              |             |           | -       |
| Printing  |            |                           |                       |                  |              |             |           | -       |
| Telecommunications  |            |                           |                       |                  |              |             |           | -       |
| Postage   |            |                           |                       |                  |              |             |           | -       |
| Insurance   |            |                           |                       |                  |              |             |           | -       |
| Travel in State   |            |                           |                       |                  |              |             |           | -       |
| Travel Out of State                                       |            |                           |                       |                  |              |             |           | -       |
| Training  |            |                           |                       |                  |              |             |           | -       |
| Security  |            |                           |                       |                  |              |             |           | -       |
| Facilities Operations                                     |            |                           |                       |                  |              |             |           | -       |
| Utilities   |            |                           |                       |                  |              |             |           | -       |
| Contracted Services                                       |            |                           |                       |                  |              |             |           | -       |
| Consulting and Professional Services<br>- County Provided |            |                           |                       |                  |              |             |           | -       |
| Information Technology (IT)                               |            |                           |                       |                  |              |             |           | -       |
| Major Equipment   |            |                           |                       |                  |              |             |           | -       |
| Other Items of Expense                                    |            |                           |                       |                  |              |             |           | -       |
| Juror Costs   |            |                           |                       |                  |              |             |           | -       |
| Other   |            |                           |                       |                  |              |             |           | -       |
| Debt Service  |            |                           |                       |                  |              |             |           | -       |
| Court Construction  |            |                           |                       |                  |              |             |           | -       |
| Distributed Administration &<br>Allocation                |            |                           |                       |                  |              |             |           | -       |
| Prior Year Expense Adjustment                             |            |                           |                       |                  |              |             |           | -       |
| TOTAL EXPENDITURES  | -          | -                         | -                     | -                | -            | -           | -         | -       |
|   |            |                           |                       |                  |              |             |           |         |
| Operating Transfers In (Out)                              |            |                           |                       |                  |              |             |           | -       |
|   |            |                           |                       |                  |              |             |           |         |
| Fund Balance (Deficit)                                    |            |                           |                       |                  |              |             |           |         |
| Beginning Balance (Deficit)                               |            |                           |                       |                  |              |             |           | -       |
| Ending Balance (Deficit)                                  | 902,484    | -                         | -                     | -                | -            | -           | -         | 902,484 |

|   | FY 2022-23 |                              | FUNDS                    |                  |              |             |           |           |
|---|------------|------------------------------|--------------------------|------------------|--------------|-------------|-----------|-----------|
| Description   | General    | Special Revenue<br>Non-Grant | Special Revenue<br>Grant | Capital Projects | Debt Service | Proprietary | Fiduciary | TOTAL     |
| REVENUES  |            |                              |                          |                  |              |             |           |           |
| State Financing Sources                                   | 400,000    |                              |                          |                  |              |             |           | 400,000   |
| Grants  |            |                              |                          |                  |              |             |           | -         |
| Other Financing Sources                                   |            |                              |                          |                  |              |             |           | -         |
| TOTAL REVENUES  | 400,000    | -                            | -                        | -                | -            | -           | -         | 400,000   |
| EXPENDITURES  |            |                              |                          |                  |              |             |           |           |
| Salaries  |            |                              |                          |                  |              |             |           | -         |
| Staff Benefits  |            |                              |                          |                  |              |             |           | -         |
| General Expense   |            |                              |                          |                  |              |             |           | -         |
| Printing  |            |                              |                          |                  |              |             |           | -         |
| Telecommunications  |            |                              |                          |                  |              |             |           | -         |
| Postage   |            |                              |                          |                  |              |             |           | -         |
| Insurance   |            |                              |                          |                  |              |             |           | -         |
| Travel in State   |            |                              |                          |                  |              |             |           | -         |
| Travel Out of State                                       |            |                              |                          |                  |              |             |           | -         |
| Training  |            |                              |                          |                  |              |             |           | -         |
| Security  |            |                              |                          |                  |              |             |           | -         |
| Facilities Operations                                     |            |                              |                          |                  |              |             |           | -         |
| Utilities   |            |                              |                          |                  |              |             |           | -         |
| Contracted Services                                       |            |                              |                          |                  |              |             |           | -         |
| Consulting and Professional Services<br>- County Provided |            |                              |                          |                  |              |             |           | -         |
| Information Technology (IT)                               |            |                              |                          |                  |              |             |           | -         |
| Major Equipment   |            |                              |                          |                  |              |             |           | -         |
| Other Items of Expense                                    |            |                              |                          |                  |              |             |           | -         |
| Juror Costs   |            |                              |                          |                  |              |             |           | -         |
| Other   |            |                              |                          |                  |              |             |           | -         |
| Debt Service  |            |                              |                          |                  |              |             |           | -         |
| Court Construction  | 150,000    |                              |                          |                  |              |             |           | 150,000   |
| Distributed Administration &<br>Allocation                |            |                              |                          |                  |              |             |           | -         |
| Prior Year Expense Adjustment                             |            |                              |                          |                  |              |             |           | -         |
| TOTAL EXPENDITURES  | 150,000    | -                            | -                        | -                | -            | -           | -         | 150,000   |
| Operating Transfers In (Out)                              |            |                              |                          |                  |              |             |           | -         |
| Fund Balance (Deficit)                                    |            |                              |                          |                  |              |             |           |           |
| Beginning Balance (Deficit)                               | 902,484    | -                            | -                        | -                | -            | -           | -         | 902,484   |
| Ending Balance (Deficit)                                  | 1,152,484  | -                            | -                        | -                | -            | -           | -         | 1,152,484 |

|  | FY 2023-24 |                           | FUNDS                 |                  |              |             |           |           |
|--|------------|---------------------------|-----------------------|------------------|--------------|-------------|-----------|-----------|
| Description  | General    | Special Revenue Non-Grant | Special Revenue Grant | Capital Projects | Debt Service | Proprietary | Fiduciary | TOTAL     |
| REVENUES   |            |                           |                       |                  |              |             |           |           |
| State Financing Sources                                | 400,000    |                           |                       |                  |              |             |           | 400,000   |
| Grants   |            |                           |                       |                  |              |             |           | -         |
| Other Financing Sources                                |            |                           |                       |                  |              |             |           | -         |
| TOTAL REVENUES   | 400,000    | -                         | -                     | -                | -            | -           | -         | 400,000   |
| EXPENDITURES   |            |                           |                       |                  |              |             |           |           |
| Salaries   |            |                           |                       |                  |              |             |           | -         |
| Staff Benefits   |            |                           |                       |                  |              |             |           | -         |
| General Expense  |            |                           |                       |                  |              |             |           | -         |
| Printing   |            |                           |                       |                  |              |             |           | -         |
| Telecommunications                                     |            |                           |                       |                  |              |             |           | -         |
| Postage  |            |                           |                       |                  |              |             |           | -         |
| Insurance  |            |                           |                       |                  |              |             |           | -         |
| Travel in State  |            |                           |                       |                  |              |             |           | -         |
| Travel Out of State                                    |            |                           |                       |                  |              |             |           | -         |
| Training   |            |                           |                       |                  |              |             |           | -         |
| Security   |            |                           |                       |                  |              |             |           | -         |
| Facilities Operations                                  |            |                           |                       |                  |              |             |           | -         |
| Utilities  |            |                           |                       |                  |              |             |           | -         |
| Contracted Services                                    |            |                           |                       |                  |              |             |           | -         |
| Consulting and Professional Services - County Provided |            |                           |                       |                  |              |             |           | -         |
| Information Technology (IT)                            |            |                           |                       |                  |              |             |           | -         |
| Major Equipment  |            |                           |                       |                  |              |             |           | -         |
| Other Items of Expense                                 |            |                           |                       |                  |              |             |           | -         |
| Juror Costs  |            |                           |                       |                  |              |             |           | -         |
| Other  |            |                           |                       |                  |              |             |           | -         |
| Debt Service   |            |                           |                       |                  |              |             |           | -         |
| Court Construction                                     | 500,000    |                           |                       |                  |              |             |           | 500,000   |
| Distributed Administration & Allocation                |            |                           |                       |                  |              |             |           | -         |
| Prior Year Expense Adjustment                          |            |                           |                       |                  |              |             |           | -         |
| TOTAL EXPENDITURES                                     | 500,000    | -                         | -                     | -                | -            | -           | -         | 500,000   |
| Operating Transfers In (Out)                           |            |                           |                       |                  |              |             |           | -         |
| Fund Balance (Deficit)                                 |            |                           |                       |                  |              |             |           |           |
| Beginning Balance (Deficit)                            | 1,152,484  | -                         | -                     | -                | -            | -           | -         | 1,152,484 |
| Ending Balance (Deficit)                               | 1,052,484  | -                         | -                     | -                | -            | -           | -         | 1,052,484 |

## Current detailed budget projection:

|   | FY 2024-25       | FUNDS                        |                          |                  |              |             |           |                  |
|---|------------------|------------------------------|--------------------------|------------------|--------------|-------------|-----------|------------------|
| Description   | General          | Special Revenue<br>Non-Grant | Special Revenue<br>Grant | Capital Projects | Debt Service | Proprietary | Fiduciary | TOTAL            |
| <b>REVENUES</b>   |                  |                              |                          |                  |              |             |           |                  |
| State Financing Sources                                   | 400,000          |                              |                          |                  |              |             |           | 400,000          |
| Grants  |                  |                              |                          |                  |              |             |           | -                |
| Other Financing Sources                                   |                  |                              |                          |                  |              |             |           | -                |
| <b>TOTAL REVENUES</b>                                     | <b>400,000</b>   | -                            | -                        | -                | -            | -           | -         | <b>400,000</b>   |
| <b>EXPENDITURES</b>                                       |                  |                              |                          |                  |              |             |           |                  |
| Salaries  |                  |                              |                          |                  |              |             |           | -                |
| Staff Benefits  |                  |                              |                          |                  |              |             |           | -                |
| General Expense   |                  |                              |                          |                  |              |             |           | -                |
| Printing  |                  |                              |                          |                  |              |             |           | -                |
| Telecommunications  |                  |                              |                          |                  |              |             |           | -                |
| Postage   |                  |                              |                          |                  |              |             |           | -                |
| Insurance   |                  |                              |                          |                  |              |             |           | -                |
| Travel in State   |                  |                              |                          |                  |              |             |           | -                |
| Travel Out of State                                       |                  |                              |                          |                  |              |             |           | -                |
| Training  |                  |                              |                          |                  |              |             |           | -                |
| Security  |                  |                              |                          |                  |              |             |           | -                |
| Facilities Operations                                     |                  |                              |                          |                  |              |             |           | -                |
| Utilities   |                  |                              |                          |                  |              |             |           | -                |
| Contracted Services                                       |                  |                              |                          |                  |              |             |           | -                |
| Consulting and Professional Services<br>- County Provided |                  |                              |                          |                  |              |             |           | -                |
| Information Technology (IT)                               |                  |                              |                          |                  |              |             |           | -                |
| Major Equipment   |                  |                              |                          |                  |              |             |           | -                |
| Other Items of Expense                                    |                  |                              |                          |                  |              |             |           | -                |
| Juror Costs   |                  |                              |                          |                  |              |             |           | -                |
| Other   |                  |                              |                          |                  |              |             |           | -                |
| Debt Service  |                  |                              |                          |                  |              |             |           | -                |
| Court Construction  | 1,452,484        |                              |                          |                  |              |             |           | 1,452,484        |
| Distributed Administration &<br>Allocation                |                  |                              |                          |                  |              |             |           | -                |
| Prior Year Expense Adjustment                             |                  |                              |                          |                  |              |             |           | -                |
| <b>TOTAL EXPENDITURES</b>                                 | <b>1,452,484</b> | -                            | -                        | -                | -            | -           | -         | <b>1,452,484</b> |
| Operating Transfers In (Out)                              |                  |                              |                          |                  |              |             |           | -                |
| <b>Fund Balance (Deficit)</b>                             |                  |                              |                          |                  |              |             |           |                  |
| <b>Beginning Balance (Deficit)</b>                        | <b>1,052,484</b> | -                            | -                        | -                | -            | -           | -         | <b>1,052,484</b> |
| <b>Ending Balance (Deficit)</b>                           | <b>-</b>         | -                            | -                        | -                | -            | -           | -         | <b>-</b>         |

## Current detailed budget projection:

|   | Select Fiscal Year ▼ | FUNDS                     |                       |                  |              |             |           |       |
|---|----------------------|---------------------------|-----------------------|------------------|--------------|-------------|-----------|-------|
| Description   | General              | Special Revenue Non-Grant | Special Revenue Grant | Capital Projects | Debt Service | Proprietary | Fiduciary | TOTAL |
| <b>REVENUES</b>   |                      |                           |                       |                  |              |             |           |       |
| State Financing Sources                                   |                      |                           |                       |                  |              |             |           | -     |
| Grants  |                      |                           |                       |                  |              |             |           | -     |
| Other Financing Sources                                   |                      |                           |                       |                  |              |             |           | -     |
| <b>TOTAL REVENUES</b>                                     | -                    | -                         | -                     | -                | -            | -           | -         | -     |
| <b>EXPENDITURES</b>                                       |                      |                           |                       |                  |              |             |           |       |
| Salaries  |                      |                           |                       |                  |              |             |           | -     |
| Staff Benefits  |                      |                           |                       |                  |              |             |           | -     |
| General Expense   |                      |                           |                       |                  |              |             |           | -     |
| Printing  |                      |                           |                       |                  |              |             |           | -     |
| Telecommunications  |                      |                           |                       |                  |              |             |           | -     |
| Postage   |                      |                           |                       |                  |              |             |           | -     |
| Insurance   |                      |                           |                       |                  |              |             |           | -     |
| Travel in State   |                      |                           |                       |                  |              |             |           | -     |
| Travel Out of State                                       |                      |                           |                       |                  |              |             |           | -     |
| Training  |                      |                           |                       |                  |              |             |           | -     |
| Security  |                      |                           |                       |                  |              |             |           | -     |
| Facilities Operations                                     |                      |                           |                       |                  |              |             |           | -     |
| Utilities   |                      |                           |                       |                  |              |             |           | -     |
| Contracted Services                                       |                      |                           |                       |                  |              |             |           | -     |
| Consulting and Professional Services<br>- County Provided |                      |                           |                       |                  |              |             |           | -     |
| Information Technology (IT)                               |                      |                           |                       |                  |              |             |           | -     |
| Major Equipment   |                      |                           |                       |                  |              |             |           | -     |
| Other Items of Expense                                    |                      |                           |                       |                  |              |             |           | -     |
| Juror Costs   |                      |                           |                       |                  |              |             |           | -     |
| Other   |                      |                           |                       |                  |              |             |           | -     |
| Debt Service  |                      |                           |                       |                  |              |             |           | -     |
| Court Construction  |                      |                           |                       |                  |              |             |           | -     |
| Distributed Administration &<br>Allocation                |                      |                           |                       |                  |              |             |           | -     |
| Prior Year Expense Adjustment                             |                      |                           |                       |                  |              |             |           | -     |
| <b>TOTAL EXPENDITURES</b>                                 | -                    | -                         | -                     | -                | -            | -           | -         | -     |
| Operating Transfers In (Out)                              |                      |                           |                       |                  |              |             |           | -     |
| <b>Fund Balance (Deficit)</b>                             |                      |                           |                       |                  |              |             |           |       |
| <b>Beginning Balance (Deficit)</b>                        | -                    | -                         | -                     | -                | -            | -           | -         | -     |
| <b>Ending Balance (Deficit)</b>                           | -                    | -                         | -                     | -                | -            | -           | -         | -     |

## Current detailed budget projection:

|   | Select Fiscal Year ▼ | FUNDS                     |                       |                  |              |             |           |       |
|---|----------------------|---------------------------|-----------------------|------------------|--------------|-------------|-----------|-------|
| Description   | General              | Special Revenue Non-Grant | Special Revenue Grant | Capital Projects | Debt Service | Proprietary | Fiduciary | TOTAL |
| <b>REVENUES</b>   |                      |                           |                       |                  |              |             |           |       |
| State Financing Sources                                   |                      |                           |                       |                  |              |             |           | -     |
| Grants  |                      |                           |                       |                  |              |             |           | -     |
| Other Financing Sources                                   |                      |                           |                       |                  |              |             |           | -     |
| <b>TOTAL REVENUES</b>                                     | -                    | -                         | -                     | -                | -            | -           | -         | -     |
| <b>EXPENDITURES</b>                                       |                      |                           |                       |                  |              |             |           |       |
| Salaries  |                      |                           |                       |                  |              |             |           | -     |
| Staff Benefits  |                      |                           |                       |                  |              |             |           | -     |
| General Expense   |                      |                           |                       |                  |              |             |           | -     |
| Printing  |                      |                           |                       |                  |              |             |           | -     |
| Telecommunications  |                      |                           |                       |                  |              |             |           | -     |
| Postage   |                      |                           |                       |                  |              |             |           | -     |
| Insurance   |                      |                           |                       |                  |              |             |           | -     |
| Travel in State   |                      |                           |                       |                  |              |             |           | -     |
| Travel Out of State                                       |                      |                           |                       |                  |              |             |           | -     |
| Training  |                      |                           |                       |                  |              |             |           | -     |
| Security  |                      |                           |                       |                  |              |             |           | -     |
| Facilities Operations                                     |                      |                           |                       |                  |              |             |           | -     |
| Utilities   |                      |                           |                       |                  |              |             |           | -     |
| Contracted Services                                       |                      |                           |                       |                  |              |             |           | -     |
| Consulting and Professional Services<br>- County Provided |                      |                           |                       |                  |              |             |           | -     |
| Information Technology (IT)                               |                      |                           |                       |                  |              |             |           | -     |
| Major Equipment   |                      |                           |                       |                  |              |             |           | -     |
| Other Items of Expense                                    |                      |                           |                       |                  |              |             |           | -     |
| Juror Costs   |                      |                           |                       |                  |              |             |           | -     |
| Other   |                      |                           |                       |                  |              |             |           | -     |
| Debt Service  |                      |                           |                       |                  |              |             |           | -     |
| Court Construction  |                      |                           |                       |                  |              |             |           | -     |
| Distributed Administration &<br>Allocation                |                      |                           |                       |                  |              |             |           | -     |
| Prior Year Expense Adjustment                             |                      |                           |                       |                  |              |             |           | -     |
| <b>TOTAL EXPENDITURES</b>                                 | -                    | -                         | -                     | -                | -            | -           | -         | -     |
| Operating Transfers In (Out)                              |                      |                           |                       |                  |              |             |           | -     |
| <b>Fund Balance (Deficit)</b>                             |                      |                           |                       |                  |              |             |           |       |
| <b>Beginning Balance (Deficit)</b>                        | -                    | -                         | -                     | -                | -            | -           | -         | -     |
| <b>Ending Balance (Deficit)</b>                           | -                    | -                         | -                     | -                | -            | -           | -         | -     |

## Current detailed budget projection:

|   | Select Fiscal Year ▼ | FUNDS                        |                          |                  |              |             |           |       |
|---|----------------------|------------------------------|--------------------------|------------------|--------------|-------------|-----------|-------|
| Description   | General              | Special Revenue<br>Non-Grant | Special Revenue<br>Grant | Capital Projects | Debt Service | Proprietary | Fiduciary | TOTAL |
| <b>REVENUES</b>   |                      |                              |                          |                  |              |             |           |       |
| State Financing Sources                                   |                      |                              |                          |                  |              |             |           | -     |
| Grants  |                      |                              |                          |                  |              |             |           | -     |
| Other Financing Sources                                   |                      |                              |                          |                  |              |             |           | -     |
| <b>TOTAL REVENUES</b>                                     | -                    | -                            | -                        | -                | -            | -           | -         | -     |
| <b>EXPENDITURES</b>                                       |                      |                              |                          |                  |              |             |           |       |
| Salaries  |                      |                              |                          |                  |              |             |           | -     |
| Staff Benefits  |                      |                              |                          |                  |              |             |           | -     |
| General Expense   |                      |                              |                          |                  |              |             |           | -     |
| Printing  |                      |                              |                          |                  |              |             |           | -     |
| Telecommunications  |                      |                              |                          |                  |              |             |           | -     |
| Postage   |                      |                              |                          |                  |              |             |           | -     |
| Insurance   |                      |                              |                          |                  |              |             |           | -     |
| Travel in State   |                      |                              |                          |                  |              |             |           | -     |
| Travel Out of State                                       |                      |                              |                          |                  |              |             |           | -     |
| Training  |                      |                              |                          |                  |              |             |           | -     |
| Security  |                      |                              |                          |                  |              |             |           | -     |
| Facilities Operations                                     |                      |                              |                          |                  |              |             |           | -     |
| Utilities   |                      |                              |                          |                  |              |             |           | -     |
| Contracted Services                                       |                      |                              |                          |                  |              |             |           | -     |
| Consulting and Professional Services<br>- County Provided |                      |                              |                          |                  |              |             |           | -     |
| Information Technology (IT)                               |                      |                              |                          |                  |              |             |           | -     |
| Major Equipment   |                      |                              |                          |                  |              |             |           | -     |
| Other Items of Expense                                    |                      |                              |                          |                  |              |             |           | -     |
| Juror Costs   |                      |                              |                          |                  |              |             |           | -     |
| Other   |                      |                              |                          |                  |              |             |           | -     |
| Debt Service  |                      |                              |                          |                  |              |             |           | -     |
| Court Construction  |                      |                              |                          |                  |              |             |           | -     |
| Distributed Administration &<br>Allocation                |                      |                              |                          |                  |              |             |           | -     |
| Prior Year Expense Adjustment                             |                      |                              |                          |                  |              |             |           | -     |
| <b>TOTAL EXPENDITURES</b>                                 | -                    | -                            | -                        | -                | -            | -           | -         | -     |
| Operating Transfers In (Out)                              |                      |                              |                          |                  |              |             |           | -     |
| <b>Fund Balance (Deficit)</b>                             |                      |                              |                          |                  |              |             |           |       |
| <b>Beginning Balance (Deficit)</b>                        | -                    | -                            | -                        | -                | -            | -           | -         | -     |
| <b>Ending Balance (Deficit)</b>                           | -                    | -                            | -                        | -                | -            | -           | -         | -     |



## Current detailed budget projection:

|   | Select Fiscal Year ▼ | FUNDS                        |                          |                  |              |             |           |       |
|---|----------------------|------------------------------|--------------------------|------------------|--------------|-------------|-----------|-------|
| Description   | General              | Special Revenue<br>Non-Grant | Special Revenue<br>Grant | Capital Projects | Debt Service | Proprietary | Fiduciary | TOTAL |
| <b>REVENUES</b>   |                      |                              |                          |                  |              |             |           |       |
| State Financing Sources                                   |                      |                              |                          |                  |              |             |           | -     |
| Grants  |                      |                              |                          |                  |              |             |           | -     |
| Other Financing Sources                                   |                      |                              |                          |                  |              |             |           | -     |
| <b>TOTAL REVENUES</b>                                     | -                    | -                            | -                        | -                | -            | -           | -         | -     |
| <b>EXPENDITURES</b>                                       |                      |                              |                          |                  |              |             |           |       |
| Salaries  |                      |                              |                          |                  |              |             |           | -     |
| Staff Benefits  |                      |                              |                          |                  |              |             |           | -     |
| General Expense   |                      |                              |                          |                  |              |             |           | -     |
| Printing  |                      |                              |                          |                  |              |             |           | -     |
| Telecommunications  |                      |                              |                          |                  |              |             |           | -     |
| Postage   |                      |                              |                          |                  |              |             |           | -     |
| Insurance   |                      |                              |                          |                  |              |             |           | -     |
| Travel in State   |                      |                              |                          |                  |              |             |           | -     |
| Travel Out of State                                       |                      |                              |                          |                  |              |             |           | -     |
| Training  |                      |                              |                          |                  |              |             |           | -     |
| Security  |                      |                              |                          |                  |              |             |           | -     |
| Facilities Operations                                     |                      |                              |                          |                  |              |             |           | -     |
| Utilities   |                      |                              |                          |                  |              |             |           | -     |
| Contracted Services                                       |                      |                              |                          |                  |              |             |           | -     |
| Consulting and Professional Services<br>- County Provided |                      |                              |                          |                  |              |             |           | -     |
| Information Technology (IT)                               |                      |                              |                          |                  |              |             |           | -     |
| Major Equipment   |                      |                              |                          |                  |              |             |           | -     |
| Other Items of Expense                                    |                      |                              |                          |                  |              |             |           | -     |
| Juror Costs   |                      |                              |                          |                  |              |             |           | -     |
| Other   |                      |                              |                          |                  |              |             |           | -     |
| Debt Service  |                      |                              |                          |                  |              |             |           | -     |
| Court Construction  |                      |                              |                          |                  |              |             |           | -     |
| Distributed Administration &<br>Allocation                |                      |                              |                          |                  |              |             |           | -     |
| Prior Year Expense Adjustment                             |                      |                              |                          |                  |              |             |           | -     |
| <b>TOTAL EXPENDITURES</b>                                 | -                    | -                            | -                        | -                | -            | -           | -         | -     |
| Operating Transfers In (Out)                              |                      |                              |                          |                  |              |             |           | -     |
| <b>Fund Balance (Deficit)</b>                             |                      |                              |                          |                  |              |             |           |       |
| <b>Beginning Balance (Deficit)</b>                        | -                    | -                            | -                        | -                | -            | -           | -         | -     |
| <b>Ending Balance (Deficit)</b>                           | -                    | -                            | -                        | -                | -            | -           | -         | -     |

## Identification of all costs, by category and amount, needed to fully implement the project

| Expenses Category |  | Amount           |
|-------------------|--|------------------|
| GL Account        | Description  |                  |
| 900000            | Salaries   |                  |
| 910000            | Staff Benefits   |                  |
| 920001            | General Expense  |                  |
| 924000            | Printing   |                  |
| 925000            | Telecommunications                                     |                  |
| 926000            | Postage  |                  |
| 928000            | Insurance  |                  |
| 929000            | Travel in State  |                  |
| 931000            | Travel Out of State                                    |                  |
| 933000            | Training   |                  |
| 934000            | Security   |                  |
| 935000            | Facilities Operations                                  |                  |
| 936000            | Utilities  |                  |
| 938000            | Contracted Services                                    |                  |
| 940000            | Consulting and Professional Services - County Provided |                  |
| 943000            | Information Technology (IT)                            |                  |
| 945000            | Major Equipment  |                  |
| 950000            | Other Items of Expense                                 |                  |
| 972000            | Other  |                  |
| 973000            | Debt Service   |                  |
| 983000            | Court Construction                                     | 2,102,484        |
| 990000            | Distributed Administration & Allocation                |                  |
| <b>Total</b>      |  | <b>2,102,484</b> |

A specific funding and expenditure schedule identifying the amounts related to the proposal to be contributed and expended, by fiscal year

| Description        | FY 2021-22 ▼ | FY 2022-23 ▼ | FY 2017-18 ▼ | FY 2024-25 ▼ | Select Fiscal Year ▼ | Select Fiscal Year ▼ | Select Fiscal Year ▼ | Select Fiscal Year ▼ | Total     |
|--------------------|--------------|--------------|--------------|--------------|----------------------|----------------------|----------------------|----------------------|-----------|
| Contribution       | 902,484      | 400,000      | 400,000      | 400,000      |                      |                      |                      |                      | 2,102,484 |
| Expenditures       |              | 150,000      | 500,000      | 1,452,484    |                      |                      |                      |                      | 2,102,484 |
| Cumulative Balance | 902,484      | 1,152,484    | 1,052,484    | -            | -                    | -                    | -                    | -                    | -         |

Original Request:

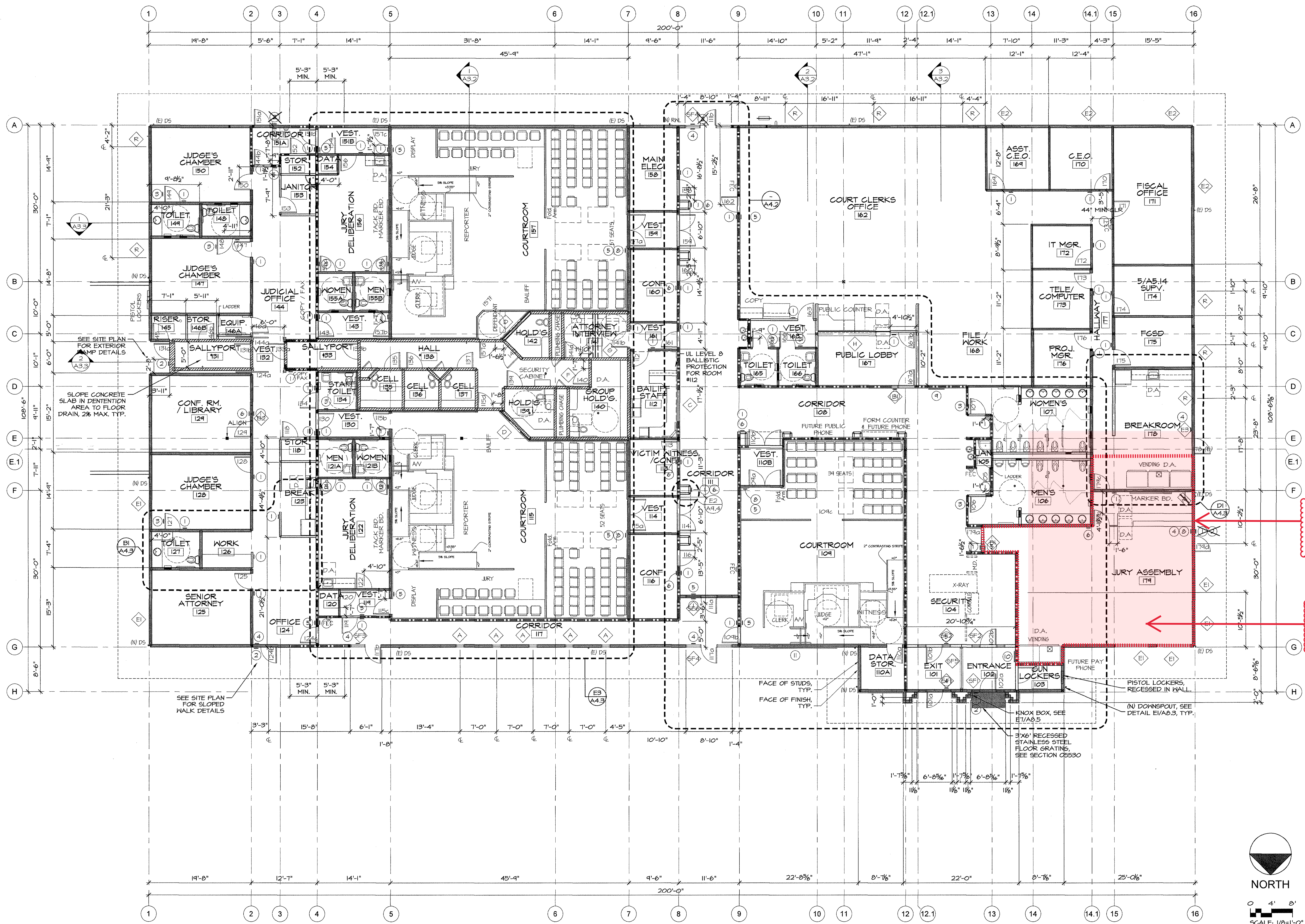
Amended request

[illegible]




## SHEET NOTES

- 1) See Enlarged Plans, sheets A4.2 and A4.3 for additional dimensions.
- 2) Provide Informational and Accessibility signage per this sheet and referenced details.  
See specifications section 10431.
- 3) Permanent Room Signage, CBC 111TB.5.1.2, A1/A4.4  
Room Name / Number complying with:
  - Finish and Contrast
  - Character Proportions
  - Raised Character, type and size
  - Braille
  - Mounting Height and Location
- 4) Entrance Signage, CBC 111TB.5.1.2, sheet A3.1  
International Symbol of Accessibility
- 5) Toilet Room Signage, CBC 111TB.5.1.2, sheet A3.3  
Equalateral Triangle, 12" edges @ Mens  
Circle, 12" Diameter @ Womens
- 6) Grade-level Exit Door Signage, CBC 1003.2.8.1.1  
"EXIT" per A1/A4.4 s.m. complying with:
  - Finish and Contrast
  - Character Proportions
  - Raised Character, type and size
  - Braille
  - Mounting Height and Location
- 7) Exit Access Door to Corridor, CBC 1003.2.8.1.4  
"EXIT ROUTE" per A1/A4.4 complying with:
  - Finish and Contrast
  - Character Proportions
  - Raised Character, type and size
  - Braille
  - Mounting Height and Location
- 8) Assistive Listening Systems, CBC 111TB.5.1.4, C1/A4.4  
International Symbol of Access for Hearing Loss  
complying with:
  - Finish and Contrast
  - Raised Pictorial Symbol
- 9) Illuminated Exit Sign, CBC 1003.2.8.2  
See Electrical Drawings
- 10) Maximum Occupancy Signage, CBC 1001.2.6 and  
CFC 2501.6 per B1/A4.4 - complying with:
  - Finish and Contrast
  - Character Proportions
  - Character Height
- 11) Building Directory, 3/A5.2  
Directional Information complying with:
  - Finish and Contrast
  - Character Proportions
  - Character Height
- 12) Dedication Plaque, A2/A4.4
- 13) Exterior Building Sign, A/A3.1 and A4/A8.5



## SHEET LEGEND

- WOOD STUD WALLS W/ BATT
- WOOD STUD WALLS W/O BATT
- 1-HOUR RATED WOOD STUD WALLS
- 2-HOUR RATED WOOD STUD WALLS
- 6" CONCRETE MASONRY UNIT WALLS





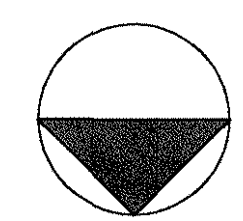
## SHEET NOTES

- 1) See Enlarged Plans, sheets A4.2 and A4.3 for additional dimensions.
- 2) Provide Informational and Accessibility signage per this sheet and referenced details. See specifications section 10431.
  - ① Permanent Room Signage, CBC 111TB.5.1.2, A1/A4.4 Room Name / Number complying with:
    - Finish and Contrast
    - Character Proportions
    - Raised Character, type and size
    - Braille
    - Mounting Height and Location
  - ② Entrance Signage, CBC 111TB.5.0.1.2, sheet A3.1 International Symbol of Accessibility
  - ③ Toilet Room Signage, CBC 111TB.5.1.3, B1/A4.3 Equilateral Triangle, 12" edges @ Mens Circle, 12" Diameter @ Womens
  - ④ Grade-level Exit Door Signage, CBC 1003.2.0.1.1 "EXIT" per A1/A4.4 s.m. complying with:
    - Finish and Contrast
    - Character Proportions
    - Raised Character, type and size
    - Braille
    - Mounting Height and Location
  - ⑤ Exit Access Door to Corridor, CBC 1003.2.0.1.4 "EXIT ROUTE" per A1/A4.4 complying with:
    - Finish and Contrast
    - Character Proportions
    - Raised Character, type and size
    - Braille
    - Mounting Height and Location
  - ⑥ Assistive Listening Systems, CBC 111TB.5.0.4, C1/A4.4 International Symbol of Access for Hearing Loss complying with:
    - Finish and Contrast
    - Raised Pictorial Symbol
  - ⑦ Illuminated Exit Sign, CBC 1003.2.0.2 See Electrical Drawings
  - ⑧ Maximum Occupancy Signage, CBC 1001.2.0 and CFC 2501.6 per B1/A4.4 "MAXIMUM OCCUPANCY" complying with:
    - Finish and Contrast
    - Character Proportions
  - ⑨ Building Directory, 3/A5.2 Directional Information complying with:
    - Finish and Contrast
    - Character Proportions
    - Character Height
  - ⑩ Dedication Plaque, A2/A4.4
  - ⑪ Exterior Building Sign, A/A3.1 and A4/A8.5

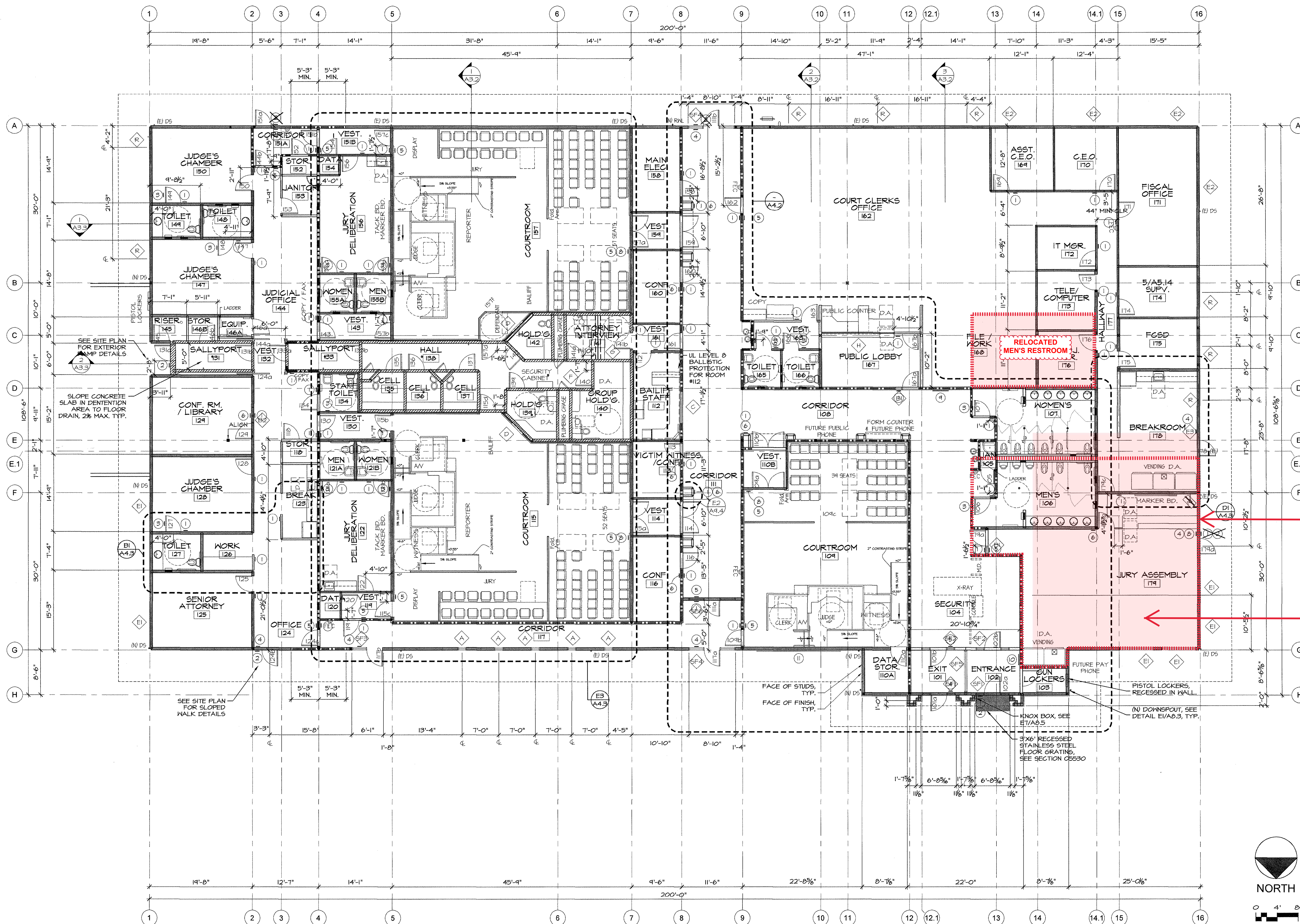
OUTLINE OF  
RECONFIGURED  
SPACE FOR  
JURY ASSEMBLY/  
NEW COURTROOMHIGHLIGHTED AREA  
REPRESENTS DIMENSIONS OF  
EXISTING SMALL COURTROOM  
FOR COMPARISON TO  
RECONFIGURED SPACE

## SHEET LEGEND

- WOOD STUD WALLS W/ BATT
- WOOD STUD WALLS W/O BATT
- 1-HOUR RATED WOOD STUD WALLS
- 2-HOUR RATED WOOD STUD WALLS
- 6" CONCRETE MASONRY UNIT WALLS



NORTH

0 4' 8'  
SCALE: 1/8"=1'-0"



## APPLICATION FOR TCTF FUNDS HELD ON BEHALF OF THE COURT

Please check the type of request:

☒ **NEW REQUEST** (Complete Section I, III, and IV only.)☐ **AMENDED REQUEST** (Complete Sections I through IV.)**SECTION I: GENERAL INFORMATION****SUPERIOR COURT:**

Colusa

**PERSON AUTHORIZING REQUEST** (Presiding Judge or Court Executive Officer):

Court Executive Officer

**CONTACT PERSON AND CONTACT INFO:**

Erika F. Valencia, erika.valencia@colusa.courts.ca.gov, 530-458-0695

**DATE OF SUBMISSION:**

9/21/2022

**TIME PERIOD COVERED BY THE REQUEST, INCLUDING CONTRIBUTION AND EXPENDITURE:** FY21/22 – FY24/25**REQUESTED AMOUNT:**

\$ 168,065.00

**REASON FOR REQUEST** (Please briefly summarize the purpose for this request, including a brief description of the project/proposal. Use attachments if additional space is needed.):

Colusa Superior Court is looking to complete needed alterations and improvements to the Clerk's Office and Judge's Chambers. For the Clerk's Office, this would include painting, refurbishment of the public service counter top, public window and cabinet hardware, and replacement of broken baseboards. The Clerk's Office work will also entail converting a file room to a conference and training room, which will include work on the floors and removal and installation of furniture. For Judge's Chambers, this includes refurbishment and/or replacement of aged or broken furniture. Colusa is currently in the process of obtaining quotes for all aspects of the project.

**SECTION II: AMENDED REQUEST CHANGES****A. Identify sections and answers amended.****B. Provide a summary of the changes to the request.****SECTION III: TRIAL COURT OPERATIONS AND ACCESS TO JUSTICE****A. Explain why the request does not fit within the court's annual operational budget process and the three-year encumbrance term.**

The primary factor is the size of the expense relative to the size of the court's yearly budget and reserves. Colusa's yearly reserves will not be sufficient to cover the cost of such a project. Colusa is planning ahead to allow for a longer encumbrance term than that which is allowed by the 3-year encumbrance term.

**APPLICATION FOR TCTF FUNDS HELD ON BEHALF OF THE COURT (Continued)**

**SECTION III (continued): TRIAL COURT OPERATIONS AND ACCESS TO JUSTICE**

- B. How will the request enhance the efficiency and/or effectiveness of court operations, and/or increase the availability of court services and programs?**

The Clerk's Office, nearly 30 years, old is in need of attention. The public countertop is worn, there is broken hardware on the cabinet doors, and hanging, broken baseboards which are a safety hazard. The conversion of the file room to a conference and training room will enhance the court's ability to adequately train staff to serve the public. Current training facilities are non-existent.

- C. If a cost efficiency, please provide cost comparison (table template provided).**  
N/A

- D. Describe the consequences to the court's operations if the court request is not approved.**

N/A

- E. Describe the consequences to the public and access to justice if the court request is not approved.**

The public will need to continue to take caution when using the public lobby, as the countertop has worn, exposed wood and broken baseboards. The staff will need to be cautious utilizing the cabinet doors, as they currently feature broken hardware. Court management would need to continue to schedule trainings and staff meetings around the availability of the courtroom which can be unrealistic or impractical.

- F. What alternatives has the court identified if the request is not approved, and why is holding funding in the TCTF the preferred alternative?**

Refurbishing current facilities is the lowest cost option that the court has identified. Holding funding in the TCTF is the preferred alternative because it allows Colusa to repair and refurbish with current resources.



## **SECTION IV: FINANCIAL INFORMATION**

Please provide the following (*table template provided for each*):

**A. Three-year history of year-end fund balances, revenues, and expenditures**

**Please see attached.**

**B. Current detailed budget projections for the fiscal years the trial court would either be contributing to or receiving distributions from the TCTF fund balance held on the court's behalf**

**Please see attached.**

**C. Identification of all costs, by category and amount, needed to fully implement the project**

Colusa is currently in the process of obtaining quotes for all aspects of the project. Estimated costs:

Clerk's Office Public Lobby refurbishment \$100,000.00

Judge's Chambers refurbishment \$30,000.00

Training Facilities remodel \$38,065.00

**D. A specific funding and expenditure schedule identifying the amounts to be contributed and expended, by fiscal year**

**Please see attached.**

If a cost efficiency, please provide cost comparison

| Status Quo            |  | Select Fiscal Year ▼ | Select Fiscal Year ▼ | Select Fiscal Year ▼ | Select Fiscal Year ▼ |
|-----------------------|--|----------------------|----------------------|----------------------|----------------------|
| GL Account            | Description  | Amount               | Amount               | Amount               | Amount               |
| N/A                   | Dedicated Revenue Stream (if applicable)               |                      |                      |                      |                      |
|                       |  |                      |                      |                      |                      |
| 900000                | Salaries   |                      |                      |                      |                      |
| 910000                | Staff Benefits   |                      |                      |                      |                      |
| 920001                | General Expense  |                      |                      |                      |                      |
| 924000                | Printing   |                      |                      |                      |                      |
| 925000                | Telecommunications                                     |                      |                      |                      |                      |
| 926000                | Postage  |                      |                      |                      |                      |
| 928000                | Insurance  |                      |                      |                      |                      |
| 929000                | Travel in State  |                      |                      |                      |                      |
| 931000                | Travel Out of State                                    |                      |                      |                      |                      |
| 933000                | Training   |                      |                      |                      |                      |
| 934000                | Security   |                      |                      |                      |                      |
| 935000                | Facilities Operations                                  |                      |                      |                      |                      |
| 936000                | Utilities  |                      |                      |                      |                      |
| 938000                | Contracted Services                                    |                      |                      |                      |                      |
| 940000                | Consulting and Professional Services - County Provided |                      |                      |                      |                      |
| 943000                | Information Technology (IT)                            |                      |                      |                      |                      |
| 945000                | Major Equipment  |                      |                      |                      |                      |
| 950000                | Other Items of Expense                                 |                      |                      |                      |                      |
| 972000                | Other  |                      |                      |                      |                      |
| 973000                | Debt Service   |                      |                      |                      |                      |
| 983000                | Court Construction                                     |                      |                      |                      |                      |
| 990000                | Distributed Administration & Allocation                |                      |                      |                      |                      |
| Net Revenue (Expense) |  | -                    | -                    | -                    | -                    |

| Proposed Project      |  |        |        |        |        |
|-----------------------|--|--------|--------|--------|--------|
| GL Account            | Description  | Amount | Amount | Amount | Amount |
| N/A                   | Dedicated Revenue Stream (if applicable)               |        |        |        |        |
|                       |  |        |        |        |        |
| 900000                | Salaries   |        |        |        |        |
| 910000                | Staff Benefits   |        |        |        |        |
| 920001                | General Expense  |        |        |        |        |
| 924000                | Printing   |        |        |        |        |
| 925000                | Telecommunications                                     |        |        |        |        |
| 926000                | Postage  |        |        |        |        |
| 928000                | Insurance  |        |        |        |        |
| 929000                | Travel in State  |        |        |        |        |
| 931000                | Travel Out of State                                    |        |        |        |        |
| 933000                | Training   |        |        |        |        |
| 934000                | Security   |        |        |        |        |
| 935000                | Facilities Operations                                  |        |        |        |        |
| 936000                | Utilities  |        |        |        |        |
| 938000                | Contracted Services                                    |        |        |        |        |
| 940000                | Consulting and Professional Services - County Provided |        |        |        |        |
| 943000                | Information Technology (IT)                            |        |        |        |        |
| 945000                | Major Equipment  |        |        |        |        |
| 950000                | Other Items of Expense                                 |        |        |        |        |
| 972000                | Other  |        |        |        |        |
| 973000                | Debt Service   |        |        |        |        |
| 983000                | Court Construction                                     |        |        |        |        |
| 990000                | Distributed Administration & Allocation                |        |        |        |        |
| Net Revenue (Expense) |  | -      | -      | -      | -      |

|                         |   |   |   |   |
|-------------------------|---|---|---|---|
| Cumulative Cost Savings | - | - | - | - |
|-------------------------|---|---|---|---|

If a cost efficiency, please provide cost comparison

| Status Quo            |  | Select Fiscal Year ▼ | Select Fiscal Year ▼ | Select Fiscal Year ▼ |
|-----------------------|--|----------------------|----------------------|----------------------|
| GL Account            | Description  | Amount               | Amount               | Amount               |
| N/A                   | Dedicated Revenue Stream (if applicable)               |                      |                      |                      |
|                       |  |                      |                      |                      |
| 900000                | Salaries   |                      |                      |                      |
| 910000                | Staff Benefits   |                      |                      |                      |
| 920001                | General Expense  |                      |                      |                      |
| 924000                | Printing   |                      |                      |                      |
| 925000                | Telecommunications                                     |                      |                      |                      |
| 926000                | Postage  |                      |                      |                      |
| 928000                | Insurance  |                      |                      |                      |
| 929000                | Travel in State  |                      |                      |                      |
| 931000                | Travel Out of State                                    |                      |                      |                      |
| 933000                | Training   |                      |                      |                      |
| 934000                | Security   |                      |                      |                      |
| 935000                | Facilities Operations                                  |                      |                      |                      |
| 936000                | Utilities  |                      |                      |                      |
| 938000                | Contracted Services                                    |                      |                      |                      |
|                       | Consulting and Professional Services - County Provided |                      |                      |                      |
| 940000                |  |                      |                      |                      |
| 943000                | Information Technology (IT)                            |                      |                      |                      |
| 945000                | Major Equipment  |                      |                      |                      |
| 950000                | Other Items of Expense                                 |                      |                      |                      |
| 972000                | Other  |                      |                      |                      |
| 973000                | Debt Service   |                      |                      |                      |
| 983000                | Court Construction                                     |                      |                      |                      |
| 990000                | Distributed Administration & Allocation                |                      |                      |                      |
| Net Revenue (Expense) |  | -                    | -                    | -                    |

| Proposed Project      |  |        |        |        |
|-----------------------|--|--------|--------|--------|
| GL Account            | Description  | Amount | Amount | Amount |
| N/A                   | Dedicated Revenue Stream (if applicable)               |        |        |        |
|                       |  |        |        |        |
| 900000                | Salaries   |        |        |        |
| 910000                | Staff Benefits   |        |        |        |
| 920001                | General Expense  |        |        |        |
| 924000                | Printing   |        |        |        |
| 925000                | Telecommunications                                     |        |        |        |
| 926000                | Postage  |        |        |        |
| 928000                | Insurance  |        |        |        |
| 929000                | Travel in State  |        |        |        |
| 931000                | Travel Out of State                                    |        |        |        |
| 933000                | Training   |        |        |        |
| 934000                | Security   |        |        |        |
| 935000                | Facilities Operations                                  |        |        |        |
| 936000                | Utilities  |        |        |        |
| 938000                | Contracted Services                                    |        |        |        |
|                       | Consulting and Professional Services - County Provided |        |        |        |
| 940000                |  |        |        |        |
| 943000                | Information Technology (IT)                            |        |        |        |
| 945000                | Major Equipment  |        |        |        |
| 950000                | Other Items of Expense                                 |        |        |        |
| 972000                | Other  |        |        |        |
| 973000                | Debt Service   |        |        |        |
| 983000                | Court Construction                                     |        |        |        |
| 990000                | Distributed Administration & Allocation                |        |        |        |
| Net Revenue (Expense) |  | -      | -      | -      |

|                         |   |  |  |
|-------------------------|---|--|--|
| Cumulative Cost Savings | - |  |  |
|-------------------------|---|--|--|

## Prior three-year history of year-end fund balances, revenues, and expenditures

| FY 2019-20 ▼                 | FUNDS          |                              |                          |                  |              |             |           |                  |
|------------------------------|----------------|------------------------------|--------------------------|------------------|--------------|-------------|-----------|------------------|
| Description                  | General        | Special Revenue<br>Non-Grant | Special Revenue<br>Grant | Capital Projects | Debt Service | Proprietary | Fiduciary | TOTAL            |
| <b>Beginning Balance</b>     | <b>533,473</b> | <b>211,031</b>               | -                        | <b>53,152</b>    | -            | -           | -         | <b>797,656</b>   |
| Revenues                     | 2,139,931      | 17,855                       | 62,645                   | 1,166            |              |             |           | <b>2,221,597</b> |
| Expenditures                 | 1,971,033      | -                            | 62,645                   |                  |              |             |           | <b>2,033,678</b> |
| Operating Transfers In (Out) |                |                              |                          |                  |              |             |           | -                |
| <b>Ending Fund Balance</b>   | <b>702,371</b> | <b>228,886</b>               | -                        | <b>54,318</b>    | -            | -           | -         | <b>985,575</b>   |

| FY 2020-21 ▼                 | FUNDS          |                              |                          |                  |              |             |           |                  |
|------------------------------|----------------|------------------------------|--------------------------|------------------|--------------|-------------|-----------|------------------|
| Description                  | General        | Special Revenue<br>Non-Grant | Special Revenue<br>Grant | Capital Projects | Debt Service | Proprietary | Fiduciary | TOTAL            |
| <b>Beginning Balance</b>     | <b>702,371</b> | <b>228,886</b>               | -                        | <b>54,318</b>    |              |             |           | <b>985,575</b>   |
| Revenues                     | 2,740,380      | 16,465                       | 73,286                   | 299              |              |             |           | <b>2,830,430</b> |
| Expenditures                 | 2,466,250      | -                            | 74,438                   |                  |              |             |           | <b>2,540,688</b> |
| Operating Transfers In (Out) | (1,152)        |                              | 1,152                    |                  |              |             |           | -                |
| <b>Ending Fund Balance</b>   | <b>975,349</b> | <b>245,351</b>               | -                        | <b>54,617</b>    | -            | -           | -         | <b>1,275,317</b> |

| FY 2021-22 ▼                 | FUNDS            |                              |                          |                  |              |             |           |                  |
|------------------------------|------------------|------------------------------|--------------------------|------------------|--------------|-------------|-----------|------------------|
| Description                  | General          | Special Revenue<br>Non-Grant | Special Revenue<br>Grant | Capital Projects | Debt Service | Proprietary | Fiduciary | TOTAL            |
| <b>Beginning Balance</b>     | <b>975,349</b>   | <b>245,351</b>               | -                        | <b>54,617</b>    |              |             |           | <b>1,275,317</b> |
| Revenues                     | 3,591,816        | 15,277                       | 62,365                   | 221              |              |             |           | <b>3,669,679</b> |
| Expenditures                 | 3,171,347        |                              | 66,712                   |                  |              |             |           | <b>3,238,059</b> |
| Operating Transfers In (Out) | (10,588)         |                              | 4,347                    |                  |              |             |           | <b>(6,241)</b>   |
| <b>Ending Fund Balance</b>   | <b>1,385,230</b> | <b>260,628</b>               | -                        | <b>54,838</b>    | -            | -           | -         | <b>1,700,696</b> |

Current detailed budget projections for the fiscal years the trial court would either be contributing to or receiving distributions from the TCTF fund balance held on the cc

|   | FY 2021-22       |                              | FUNDS                    |                  |              |             |           |                  |
|---|------------------|------------------------------|--------------------------|------------------|--------------|-------------|-----------|------------------|
| Description   | General          | Special Revenue<br>Non-Grant | Special Revenue<br>Grant | Capital Projects | Debt Service | Proprietary | Fiduciary | TOTAL            |
| <b>REVENUES</b>   |                  |                              |                          |                  |              |             |           |                  |
| State Financing Sources                                   | 3,567,805        | 14,258                       |                          |                  |              |             |           | 3,582,063        |
| Grants  |                  |                              | 66,236                   |                  |              |             |           | 66,236           |
| Other Financing Sources                                   | 24,011           | 18,489                       | (3,871)                  | 221              |              |             |           | 38,850           |
| <b>TOTAL REVENUES</b>                                     | <b>3,591,816</b> | <b>32,747</b>                | <b>62,365</b>            | <b>221</b>       | <b>-</b>     | <b>-</b>    | <b>-</b>  | <b>3,687,149</b> |
| <b>EXPENDITURES</b>                                       |                  |                              |                          |                  |              |             |           |                  |
| Salaries  | 877,173          | 11,412                       | 24,513                   |                  |              |             |           | 913,098          |
| Staff Benefits  | 623,112          | 8,154                        | 12,914                   |                  |              |             |           | 644,180          |
| General Expense   | 340,478          | 829                          | -                        |                  |              |             |           | 341,307          |
| Printing  | 72               |                              |                          |                  |              |             |           | 72               |
| Telecommunications  | 29,313           |                              |                          |                  |              |             |           | 29,313           |
| Postage   | 17,405           |                              |                          |                  |              |             |           | 17,405           |
| Insurance   | 1,339            |                              |                          |                  |              |             |           | 1,339            |
| Travel in State   | 495              |                              | -                        |                  |              |             |           | 495              |
| Travel Out of State                                       | -                |                              |                          |                  |              |             |           | -                |
| Training  | 1,560            |                              | -                        |                  |              |             |           | 1,560            |
| Security  | -                |                              |                          |                  |              |             |           | -                |
| Facilities Operations                                     | 39,670           |                              |                          |                  |              |             |           | 39,670           |
| Utilities   |                  |                              |                          |                  |              |             |           | -                |
| Contracted Services                                       | 298,989          | -                            | 29,285                   |                  |              |             |           | 328,274          |
| Consulting and Professional Services<br>- County Provided | 2,354            |                              |                          |                  |              |             |           | 2,354            |
| Information Technology (IT)                               | 776,100          |                              |                          |                  |              |             |           | 776,100          |
| Major Equipment   | 163,497          |                              |                          |                  |              |             |           | 163,497          |
| Other Items of Expense                                    | 1,371            |                              |                          |                  |              |             |           | 1,371            |
| Juror Costs   | 1,734            |                              |                          |                  |              |             |           | 1,734            |
| Other   |                  |                              |                          |                  |              |             |           | -                |
| Debt Service  | -                |                              |                          |                  |              |             |           | -                |
| Court Construction  | -                |                              |                          |                  |              |             |           | -                |
| Distributed Administration &<br>Allocation                | (3,316)          | 3,316                        |                          |                  |              |             |           | -                |
| Prior Year Expense Adjustment                             |                  |                              |                          |                  |              |             |           | -                |
| <b>TOTAL EXPENDITURES</b>                                 | <b>3,171,346</b> | <b>23,711</b>                | <b>66,712</b>            | <b>-</b>         | <b>-</b>     | <b>-</b>    | <b>-</b>  | <b>3,261,769</b> |
| Operating Transfers In (Out)                              | (10,588)         | 6,241                        | 4,347                    |                  |              |             |           | -                |
| <b>Fund Balance (Deficit)</b>                             |                  |                              |                          |                  |              |             |           |                  |
| <b>Beginning Balance (Deficit)</b>                        | <b>975,349</b>   | <b>245,351</b>               | <b>-</b>                 | <b>54,617</b>    |              |             |           | <b>1,275,317</b> |
| <b>Ending Balance (Deficit)</b>                           | <b>1,385,231</b> | <b>260,628</b>               | <b>-</b>                 | <b>54,838</b>    | <b>-</b>     | <b>-</b>    | <b>-</b>  | <b>1,700,697</b> |

## Current detailed budget projection on court's behalf

|  | FY 2022-23       |                           | FUNDS                 |                  |              |             |           |                  |
|--|------------------|---------------------------|-----------------------|------------------|--------------|-------------|-----------|------------------|
| Description  | General          | Special Revenue Non-Grant | Special Revenue Grant | Capital Projects | Debt Service | Proprietary | Fiduciary | TOTAL            |
| <b>REVENUES</b>  |                  |                           |                       |                  |              |             |           |                  |
| State Financing Sources                                | 2,182,246        |                           |                       |                  |              |             |           | 2,182,246        |
| Grants   |                  |                           | 103,549               |                  |              |             |           | 103,549          |
| Other Financing Sources                                | 24,011           | 1,200                     |                       | 200              |              |             |           | 25,411           |
| <b>TOTAL REVENUES</b>                                  | <b>2,206,257</b> | <b>1,200</b>              | <b>103,549</b>        | <b>200</b>       | <b>-</b>     | <b>-</b>    | <b>-</b>  | <b>2,311,206</b> |
| <b>EXPENDITURES</b>                                    |                  |                           |                       |                  |              |             |           |                  |
| Salaries   | 884,325          |                           | 27,522                |                  |              |             |           | 911,847          |
| Staff Benefits   | 628,452          |                           | 13,958                |                  |              |             |           | 642,410          |
| General Expense  | 351,056          |                           |                       |                  |              |             |           | 351,056          |
| Printing   | 100              |                           |                       |                  |              |             |           | 100              |
| Telecommunications                                     | 38,000           |                           |                       |                  |              |             |           | 38,000           |
| Postage  | 35,500           |                           |                       |                  |              |             |           | 35,500           |
| Insurance  | 1,500            |                           |                       |                  |              |             |           | 1,500            |
| Travel in State  |                  |                           |                       |                  |              |             |           | -                |
| Travel Out of State                                    |                  |                           |                       |                  |              |             |           | -                |
| Training   | 4,200            |                           |                       |                  |              |             |           | 4,200            |
| Security   |                  |                           |                       |                  |              |             |           | -                |
| Facilities Operations                                  | 51,573           |                           |                       |                  |              |             |           | 51,573           |
| Utilities  |                  |                           |                       |                  |              |             |           | -                |
| Contracted Services                                    | 423,796          | -                         | 70,003                |                  |              |             |           | 493,799          |
| Consulting and Professional Services - County Provided | 3,000            |                           |                       |                  |              |             |           | 3,000            |
| Information Technology (IT)                            | 350,501          |                           |                       |                  |              |             |           | 350,501          |
| Major Equipment  | 205,758          |                           |                       |                  |              |             |           | 205,758          |
| Other Items of Expense                                 | 500              |                           |                       |                  |              |             |           | 500              |
| Juror Costs  | 2,500            |                           |                       |                  |              |             |           | 2,500            |
| Other  |                  |                           |                       |                  |              |             |           | -                |
| Debt Service   |                  |                           |                       |                  |              |             |           | -                |
| Court Construction                                     |                  |                           |                       |                  |              |             |           | -                |
| Distributed Administration & Allocation                |                  |                           |                       |                  |              |             |           | -                |
| Prior Year Expense Adjustment                          |                  |                           |                       |                  |              |             |           | -                |
| <b>TOTAL EXPENDITURES</b>                              | <b>2,980,761</b> | <b>-</b>                  | <b>111,483</b>        | <b>-</b>         | <b>-</b>     | <b>-</b>    | <b>-</b>  | <b>3,092,244</b> |
| Operating Transfers In (Out)                           |                  |                           | 7,934                 |                  |              |             |           | 7,934            |
| <b>Fund Balance (Deficit)</b>                          |                  |                           |                       |                  |              |             |           |                  |
| <b>Beginning Balance (Deficit)</b>                     | <b>1,385,231</b> | <b>260,628</b>            | <b>-</b>              | <b>54,838</b>    | <b>-</b>     | <b>-</b>    | <b>-</b>  | <b>1,700,697</b> |
| <b>Ending Balance (Deficit)</b>                        | <b>610,727</b>   | <b>261,828</b>            | <b>-</b>              | <b>55,038</b>    | <b>-</b>     | <b>-</b>    | <b>-</b>  | <b>927,593</b>   |

## Current detailed budget projection:

|   | FY 2023-24       |                           | FUNDS                 |                  |              |             |           |                  |
|---|------------------|---------------------------|-----------------------|------------------|--------------|-------------|-----------|------------------|
| Description   | General          | Special Revenue Non-Grant | Special Revenue Grant | Capital Projects | Debt Service | Proprietary | Fiduciary | TOTAL            |
| <b>REVENUES</b>   |                  |                           |                       |                  |              |             |           |                  |
| State Financing Sources                                   | 2,182,246        |                           |                       |                  |              |             |           | 2,182,246        |
| Grants  |                  |                           | 99,425                |                  |              |             |           | 99,425           |
| Other Financing Sources                                   | 24,011           | 1,200                     |                       | 200              |              |             |           | 25,411           |
| <b>TOTAL REVENUES</b>                                     | <b>2,206,257</b> | <b>1,200</b>              | <b>99,425</b>         | <b>200</b>       | <b>-</b>     | <b>-</b>    | <b>-</b>  | <b>2,307,082</b> |
| <b>EXPENDITURES</b>                                       |                  |                           |                       |                  |              |             |           |                  |
| Salaries  | 894,325          |                           | 29,545                |                  |              |             |           | 923,870          |
| Staff Benefits  | 638,452          |                           | 7,500                 |                  |              |             |           | 645,952          |
| General Expense   | 125,000          |                           |                       |                  |              |             |           | 125,000          |
| Printing  | 100              |                           |                       |                  |              |             |           | 100              |
| Telecommunications  | 38,000           |                           |                       |                  |              |             |           | 38,000           |
| Postage   | 17,000           |                           |                       |                  |              |             |           | 17,000           |
| Insurance   | 1,500            |                           |                       |                  |              |             |           | 1,500            |
| Travel in State   |                  |                           |                       |                  |              |             |           | -                |
| Travel Out of State                                       |                  |                           |                       |                  |              |             |           | -                |
| Training  | 4,225            |                           |                       |                  |              |             |           | 4,225            |
| Security  |                  |                           |                       |                  |              |             |           | -                |
| Facilities Operations                                     | 54,856           |                           |                       |                  |              |             |           | 54,856           |
| Utilities   |                  |                           |                       |                  |              |             |           | -                |
| Contracted Services                                       | 293,169          |                           | 58,754                |                  |              |             |           | 351,923          |
| Consulting and Professional Services<br>- County Provided | 3,000            |                           |                       |                  |              |             |           | 3,000            |
| Information Technology (IT)                               | 383,368          |                           |                       |                  |              |             |           | 383,368          |
| Major Equipment   | 150,000          |                           |                       |                  |              |             |           | 150,000          |
| Other Items of Expense                                    | 40,500           |                           |                       |                  |              |             |           | 40,500           |
| Juror Costs   | 2,500            |                           |                       |                  |              |             |           | 2,500            |
| Other   |                  |                           |                       |                  |              |             |           | -                |
| Debt Service  |                  |                           |                       |                  |              |             |           | -                |
| Court Construction  |                  |                           |                       |                  |              |             |           | -                |
| Distributed Administration &<br>Allocation                |                  |                           |                       |                  |              |             |           | -                |
| Prior Year Expense Adjustment                             |                  |                           |                       |                  |              |             |           | -                |
| <b>TOTAL EXPENDITURES</b>                                 | <b>2,645,995</b> | <b>-</b>                  | <b>95,799</b>         | <b>-</b>         | <b>-</b>     | <b>-</b>    | <b>-</b>  | <b>2,741,794</b> |
| Operating Transfers In (Out)                              |                  |                           | (3,626)               |                  |              |             |           | (3,626)          |
| <b>Fund Balance (Deficit)</b>                             |                  |                           |                       |                  |              |             |           |                  |
| <b>Beginning Balance (Deficit)</b>                        | <b>610,727</b>   | <b>261,828</b>            | <b>-</b>              | <b>55,038</b>    | <b>-</b>     | <b>-</b>    | <b>-</b>  | <b>927,593</b>   |
| <b>Ending Balance (Deficit)</b>                           | <b>170,989</b>   | <b>263,028</b>            | <b>-</b>              | <b>55,238</b>    | <b>-</b>     | <b>-</b>    | <b>-</b>  | <b>489,255</b>   |

## Current detailed budget projection:

|   | FY 2024-25       |                           | FUNDS                 |                  |              |             |           |                  |
|---|------------------|---------------------------|-----------------------|------------------|--------------|-------------|-----------|------------------|
| Description   | General          | Special Revenue Non-Grant | Special Revenue Grant | Capital Projects | Debt Service | Proprietary | Fiduciary | TOTAL            |
| <b>REVENUES</b>   |                  |                           |                       |                  |              |             |           |                  |
| State Financing Sources                                   | 2,182,246        |                           |                       |                  |              |             |           | 2,182,246        |
| Grants  |                  |                           | 99,425                |                  |              |             |           | 99,425           |
| Other Financing Sources                                   | 24,011           | 1,200                     |                       |                  |              |             |           | 25,211           |
| <b>TOTAL REVENUES</b>                                     | <b>2,206,257</b> | <b>1,200</b>              | <b>99,425</b>         | <b>-</b>         | <b>-</b>     | <b>-</b>    | <b>-</b>  | <b>2,306,882</b> |
| <b>EXPENDITURES</b>                                       |                  |                           |                       |                  |              |             |           |                  |
| Salaries  | 904,325          |                           | 31,245                |                  |              |             |           | 935,570          |
| Staff Benefits  | 642,452          |                           | 7,500                 |                  |              |             |           | 649,952          |
| General Expense   | 182,555          |                           |                       |                  |              |             |           | 182,555          |
| Printing  | 100              |                           |                       |                  |              |             |           | 100              |
| Telecommunications  | 38,000           |                           |                       |                  |              |             |           | 38,000           |
| Postage   | 17,000           |                           |                       |                  |              |             |           | 17,000           |
| Insurance   | 1,500            |                           |                       |                  |              |             |           | 1,500            |
| Travel in State   |                  |                           |                       |                  |              |             |           | -                |
| Travel Out of State                                       |                  |                           |                       |                  |              |             |           | -                |
| Training  | 4,225            |                           |                       |                  |              |             |           | 4,225            |
| Security  |                  |                           |                       |                  |              |             |           | -                |
| Facilities Operations                                     | 58,547           |                           |                       |                  |              |             |           | 58,547           |
| Utilities   |                  |                           |                       |                  |              |             |           | -                |
| Contracted Services                                       | 191,658          |                           | 58,754                |                  |              |             |           | 250,412          |
| Consulting and Professional Services<br>- County Provided | 3,000            |                           |                       |                  |              |             |           | 3,000            |
| Information Technology (IT)                               | 203,000          |                           |                       |                  |              |             |           | 203,000          |
| Major Equipment   | 15,000           |                           |                       |                  |              |             |           | 15,000           |
| Other Items of Expense                                    | 40,500           |                           |                       |                  |              |             |           | 40,500           |
| Juror Costs   | 2,500            |                           |                       |                  |              |             |           | 2,500            |
| Other   |                  |                           |                       |                  |              |             |           | -                |
| Debt Service  |                  |                           |                       |                  |              |             |           | -                |
| Court Construction  |                  |                           |                       |                  |              |             |           | -                |
| Distributed Administration &<br>Allocation                |                  |                           |                       |                  |              |             |           | -                |
| Prior Year Expense Adjustment                             |                  |                           |                       |                  |              |             |           | -                |
| <b>TOTAL EXPENDITURES</b>                                 | <b>2,304,362</b> | <b>-</b>                  | <b>97,499</b>         | <b>-</b>         | <b>-</b>     | <b>-</b>    | <b>-</b>  | <b>2,401,861</b> |
| Operating Transfers In (Out)                              |                  |                           | (1,926)               |                  |              |             |           | (1,926)          |
| <b>Fund Balance (Deficit)</b>                             |                  |                           |                       |                  |              |             |           |                  |
| <b>Beginning Balance (Deficit)</b>                        | <b>170,989</b>   | <b>263,028</b>            | <b>-</b>              | <b>55,238</b>    | <b>-</b>     | <b>-</b>    | <b>-</b>  | <b>489,255</b>   |
| <b>Ending Balance (Deficit)</b>                           | <b>72,884</b>    | <b>264,228</b>            | <b>-</b>              | <b>55,238</b>    | <b>-</b>     | <b>-</b>    | <b>-</b>  | <b>392,350</b>   |



## Current detailed budget projection:

|   | Select Fiscal Year ▼ | FUNDS                        |                          |                  |              |             |           |         |
|---|----------------------|------------------------------|--------------------------|------------------|--------------|-------------|-----------|---------|
| Description   | General              | Special Revenue<br>Non-Grant | Special Revenue<br>Grant | Capital Projects | Debt Service | Proprietary | Fiduciary | TOTAL   |
| <b>REVENUES</b>   |                      |                              |                          |                  |              |             |           |         |
| State Financing Sources                                   |                      |                              |                          |                  |              |             |           | -       |
| Grants  |                      |                              |                          |                  |              |             |           | -       |
| Other Financing Sources                                   |                      |                              |                          |                  |              |             |           | -       |
| <b>TOTAL REVENUES</b>                                     | -                    | -                            | -                        | -                | -            | -           | -         | -       |
| <b>EXPENDITURES</b>                                       |                      |                              |                          |                  |              |             |           |         |
| Salaries  |                      |                              |                          |                  |              |             |           | -       |
| Staff Benefits  |                      |                              |                          |                  |              |             |           | -       |
| General Expense   |                      |                              |                          |                  |              |             |           | -       |
| Printing  |                      |                              |                          |                  |              |             |           | -       |
| Telecommunications  |                      |                              |                          |                  |              |             |           | -       |
| Postage   |                      |                              |                          |                  |              |             |           | -       |
| Insurance   |                      |                              |                          |                  |              |             |           | -       |
| Travel in State   |                      |                              |                          |                  |              |             |           | -       |
| Travel Out of State                                       |                      |                              |                          |                  |              |             |           | -       |
| Training  |                      |                              |                          |                  |              |             |           | -       |
| Security  |                      |                              |                          |                  |              |             |           | -       |
| Facilities Operations                                     |                      |                              |                          |                  |              |             |           | -       |
| Utilities   |                      |                              |                          |                  |              |             |           | -       |
| Contracted Services                                       |                      |                              |                          |                  |              |             |           | -       |
| Consulting and Professional Services<br>- County Provided |                      |                              |                          |                  |              |             |           | -       |
| Information Technology (IT)                               |                      |                              |                          |                  |              |             |           | -       |
| Major Equipment   |                      |                              |                          |                  |              |             |           | -       |
| Other Items of Expense                                    |                      |                              |                          |                  |              |             |           | -       |
| Juror Costs   |                      |                              |                          |                  |              |             |           | -       |
| Other   |                      |                              |                          |                  |              |             |           | -       |
| Debt Service  |                      |                              |                          |                  |              |             |           | -       |
| Court Construction  |                      |                              |                          |                  |              |             |           | -       |
| Distributed Administration &<br>Allocation                |                      |                              |                          |                  |              |             |           | -       |
| Prior Year Expense Adjustment                             |                      |                              |                          |                  |              |             |           | -       |
| <b>TOTAL EXPENDITURES</b>                                 | -                    | -                            | -                        | -                | -            | -           | -         | -       |
| Operating Transfers In (Out)                              |                      |                              |                          |                  |              |             |           | -       |
| <b>Fund Balance (Deficit)</b>                             |                      |                              |                          |                  |              |             |           |         |
| <b>Beginning Balance (Deficit)</b>                        | 72,884               | 264,228                      | -                        | 55,238           | -            | -           | -         | 392,350 |
| <b>Ending Balance (Deficit)</b>                           | 72,884               | 264,228                      | -                        | 55,238           | -            | -           | -         | 392,350 |

## Current detailed budget projection:

|   | Select Fiscal Year ▼ | FUNDS                        |                          |                  |              |             |           |         |
|---|----------------------|------------------------------|--------------------------|------------------|--------------|-------------|-----------|---------|
| Description   | General              | Special Revenue<br>Non-Grant | Special Revenue<br>Grant | Capital Projects | Debt Service | Proprietary | Fiduciary | TOTAL   |
| <b>REVENUES</b>   |                      |                              |                          |                  |              |             |           |         |
| State Financing Sources                                   |                      |                              |                          |                  |              |             |           | -       |
| Grants  |                      |                              |                          |                  |              |             |           | -       |
| Other Financing Sources                                   |                      |                              |                          |                  |              |             |           | -       |
| <b>TOTAL REVENUES</b>                                     | -                    | -                            | -                        | -                | -            | -           | -         | -       |
| <b>EXPENDITURES</b>                                       |                      |                              |                          |                  |              |             |           |         |
| Salaries  |                      |                              |                          |                  |              |             |           | -       |
| Staff Benefits  |                      |                              |                          |                  |              |             |           | -       |
| General Expense   |                      |                              |                          |                  |              |             |           | -       |
| Printing  |                      |                              |                          |                  |              |             |           | -       |
| Telecommunications  |                      |                              |                          |                  |              |             |           | -       |
| Postage   |                      |                              |                          |                  |              |             |           | -       |
| Insurance   |                      |                              |                          |                  |              |             |           | -       |
| Travel in State   |                      |                              |                          |                  |              |             |           | -       |
| Travel Out of State                                       |                      |                              |                          |                  |              |             |           | -       |
| Training  |                      |                              |                          |                  |              |             |           | -       |
| Security  |                      |                              |                          |                  |              |             |           | -       |
| Facilities Operations                                     |                      |                              |                          |                  |              |             |           | -       |
| Utilities   |                      |                              |                          |                  |              |             |           | -       |
| Contracted Services                                       |                      |                              |                          |                  |              |             |           | -       |
| Consulting and Professional Services<br>- County Provided |                      |                              |                          |                  |              |             |           | -       |
| Information Technology (IT)                               |                      |                              |                          |                  |              |             |           | -       |
| Major Equipment   |                      |                              |                          |                  |              |             |           | -       |
| Other Items of Expense                                    |                      |                              |                          |                  |              |             |           | -       |
| Juror Costs   |                      |                              |                          |                  |              |             |           | -       |
| Other   |                      |                              |                          |                  |              |             |           | -       |
| Debt Service  |                      |                              |                          |                  |              |             |           | -       |
| Court Construction  |                      |                              |                          |                  |              |             |           | -       |
| Distributed Administration &<br>Allocation                |                      |                              |                          |                  |              |             |           | -       |
| Prior Year Expense Adjustment                             |                      |                              |                          |                  |              |             |           | -       |
| <b>TOTAL EXPENDITURES</b>                                 | -                    | -                            | -                        | -                | -            | -           | -         | -       |
| Operating Transfers In (Out)                              |                      |                              |                          |                  |              |             |           | -       |
| <b>Fund Balance (Deficit)</b>                             |                      |                              |                          |                  |              |             |           |         |
| <b>Beginning Balance (Deficit)</b>                        | 72,884               | 264,228                      | -                        | 55,238           | -            | -           | -         | 392,350 |
| <b>Ending Balance (Deficit)</b>                           | 72,884               | 264,228                      | -                        | 55,238           | -            | -           | -         | 392,350 |

## Current detailed budget projection:

|   | Select Fiscal Year ▼ | FUNDS                        |                          |                  |              |             |           |         |
|---|----------------------|------------------------------|--------------------------|------------------|--------------|-------------|-----------|---------|
| Description   | General              | Special Revenue<br>Non-Grant | Special Revenue<br>Grant | Capital Projects | Debt Service | Proprietary | Fiduciary | TOTAL   |
| <b>REVENUES</b>   |                      |                              |                          |                  |              |             |           |         |
| State Financing Sources                                   |                      |                              |                          |                  |              |             |           | -       |
| Grants  |                      |                              |                          |                  |              |             |           | -       |
| Other Financing Sources                                   |                      |                              |                          |                  |              |             |           | -       |
| <b>TOTAL REVENUES</b>                                     | -                    | -                            | -                        | -                | -            | -           | -         | -       |
| <b>EXPENDITURES</b>                                       |                      |                              |                          |                  |              |             |           |         |
| Salaries  |                      |                              |                          |                  |              |             |           | -       |
| Staff Benefits  |                      |                              |                          |                  |              |             |           | -       |
| General Expense   |                      |                              |                          |                  |              |             |           | -       |
| Printing  |                      |                              |                          |                  |              |             |           | -       |
| Telecommunications  |                      |                              |                          |                  |              |             |           | -       |
| Postage   |                      |                              |                          |                  |              |             |           | -       |
| Insurance   |                      |                              |                          |                  |              |             |           | -       |
| Travel in State   |                      |                              |                          |                  |              |             |           | -       |
| Travel Out of State                                       |                      |                              |                          |                  |              |             |           | -       |
| Training  |                      |                              |                          |                  |              |             |           | -       |
| Security  |                      |                              |                          |                  |              |             |           | -       |
| Facilities Operations                                     |                      |                              |                          |                  |              |             |           | -       |
| Utilities   |                      |                              |                          |                  |              |             |           | -       |
| Contracted Services                                       |                      |                              |                          |                  |              |             |           | -       |
| Consulting and Professional Services<br>- County Provided |                      |                              |                          |                  |              |             |           | -       |
| Information Technology (IT)                               |                      |                              |                          |                  |              |             |           | -       |
| Major Equipment   |                      |                              |                          |                  |              |             |           | -       |
| Other Items of Expense                                    |                      |                              |                          |                  |              |             |           | -       |
| Juror Costs   |                      |                              |                          |                  |              |             |           | -       |
| Other   |                      |                              |                          |                  |              |             |           | -       |
| Debt Service  |                      |                              |                          |                  |              |             |           | -       |
| Court Construction  |                      |                              |                          |                  |              |             |           | -       |
| Distributed Administration &<br>Allocation                |                      |                              |                          |                  |              |             |           | -       |
| Prior Year Expense Adjustment                             |                      |                              |                          |                  |              |             |           | -       |
| <b>TOTAL EXPENDITURES</b>                                 | -                    | -                            | -                        | -                | -            | -           | -         | -       |
| Operating Transfers In (Out)                              |                      |                              |                          |                  |              |             |           | -       |
| <b>Fund Balance (Deficit)</b>                             |                      |                              |                          |                  |              |             |           |         |
| <b>Beginning Balance (Deficit)</b>                        | 72,884               | 264,228                      | -                        | 55,238           | -            | -           | -         | 392,350 |
| <b>Ending Balance (Deficit)</b>                           | 72,884               | 264,228                      | -                        | 55,238           | -            | -           | -         | 392,350 |

## Current detailed budget projection:

|   | Select Fiscal Year ▼ | FUNDS                        |                          |                  |              |             |           |         |
|---|----------------------|------------------------------|--------------------------|------------------|--------------|-------------|-----------|---------|
| Description   | General              | Special Revenue<br>Non-Grant | Special Revenue<br>Grant | Capital Projects | Debt Service | Proprietary | Fiduciary | TOTAL   |
| <b>REVENUES</b>   |                      |                              |                          |                  |              |             |           |         |
| State Financing Sources                                   |                      |                              |                          |                  |              |             |           | -       |
| Grants  |                      |                              |                          |                  |              |             |           | -       |
| Other Financing Sources                                   |                      |                              |                          |                  |              |             |           | -       |
| <b>TOTAL REVENUES</b>                                     | -                    | -                            | -                        | -                | -            | -           | -         | -       |
| <b>EXPENDITURES</b>                                       |                      |                              |                          |                  |              |             |           |         |
| Salaries  |                      |                              |                          |                  |              |             |           | -       |
| Staff Benefits  |                      |                              |                          |                  |              |             |           | -       |
| General Expense   |                      |                              |                          |                  |              |             |           | -       |
| Printing  |                      |                              |                          |                  |              |             |           | -       |
| Telecommunications  |                      |                              |                          |                  |              |             |           | -       |
| Postage   |                      |                              |                          |                  |              |             |           | -       |
| Insurance   |                      |                              |                          |                  |              |             |           | -       |
| Travel in State   |                      |                              |                          |                  |              |             |           | -       |
| Travel Out of State                                       |                      |                              |                          |                  |              |             |           | -       |
| Training  |                      |                              |                          |                  |              |             |           | -       |
| Security  |                      |                              |                          |                  |              |             |           | -       |
| Facilities Operations                                     |                      |                              |                          |                  |              |             |           | -       |
| Utilities   |                      |                              |                          |                  |              |             |           | -       |
| Contracted Services                                       |                      |                              |                          |                  |              |             |           | -       |
| Consulting and Professional Services<br>- County Provided |                      |                              |                          |                  |              |             |           | -       |
| Information Technology (IT)                               |                      |                              |                          |                  |              |             |           | -       |
| Major Equipment   |                      |                              |                          |                  |              |             |           | -       |
| Other Items of Expense                                    |                      |                              |                          |                  |              |             |           | -       |
| Juror Costs   |                      |                              |                          |                  |              |             |           | -       |
| Other   |                      |                              |                          |                  |              |             |           | -       |
| Debt Service  |                      |                              |                          |                  |              |             |           | -       |
| Court Construction  |                      |                              |                          |                  |              |             |           | -       |
| Distributed Administration &<br>Allocation                |                      |                              |                          |                  |              |             |           | -       |
| Prior Year Expense Adjustment                             |                      |                              |                          |                  |              |             |           | -       |
| <b>TOTAL EXPENDITURES</b>                                 | -                    | -                            | -                        | -                | -            | -           | -         | -       |
| Operating Transfers In (Out)                              |                      |                              |                          |                  |              |             |           | -       |
| <b>Fund Balance (Deficit)</b>                             |                      |                              |                          |                  |              |             |           |         |
| <b>Beginning Balance (Deficit)</b>                        | 72,884               | 264,228                      | -                        | 55,238           | -            | -           | -         | 392,350 |
| <b>Ending Balance (Deficit)</b>                           | 72,884               | 264,228                      | -                        | 55,238           | -            | -           | -         | 392,350 |

## Identification of all costs, by category and amount, needed to fully implement the project

| Expenses Category |  | Amount         |
|-------------------|--|----------------|
| GL Account        | Description  |                |
| 900000            | Salaries   |                |
| 910000            | Staff Benefits   |                |
| 920001            | General Expense  |                |
| 924000            | Printing   |                |
| 925000            | Telecommunications                                     |                |
| 926000            | Postage  |                |
| 928000            | Insurance  |                |
| 929000            | Travel in State  |                |
| 931000            | Travel Out of State                                    |                |
| 933000            | Training   |                |
| 934000            | Security   |                |
| 935000            | Facilities Operations                                  |                |
| 936000            | Utilities  |                |
| 938000            | Contracted Services                                    | 168,065        |
| 940000            | Consulting and Professional Services - County Provided |                |
| 943000            | Information Technology (IT)                            |                |
| 945000            | Major Equipment  |                |
| 950000            | Other Items of Expense                                 |                |
| 972000            | Other  |                |
| 973000            | Debt Service   |                |
| 983000            | Court Construction                                     |                |
| 990000            | Distributed Administration & Allocation                |                |
| <b>Total</b>      |  | <b>168,065</b> |

A specific funding and expenditure schedule identifying the amounts related to the proposal to be contributed and expended, by fiscal year

| Description        | FY 2021-22 ▼ | FY 2022-23 ▼ | FY 2023-24 ▼ | FY 2024-25 ▼ | Select Fiscal Year ▼ | Select Fiscal Year ▼ | Select Fiscal Year ▼ | Select Fiscal Year ▼ | Total   |
|--------------------|--------------|--------------|--------------|--------------|----------------------|----------------------|----------------------|----------------------|---------|
| Contribution       | 168,065      |              | -            |              |                      |                      |                      |                      | 168,065 |
| Expenditures       |              | 100,000      | 34,033       | 34,032       |                      |                      |                      |                      | 168,065 |
| Cumulative Balance | 168,065      | 68,065       | 34,032       | -            | -                    | -                    | -                    | -                    | 336,130 |

## APPLICATION FOR TCTF FUNDS HELD ON BEHALF OF THE COURT

Please check the type of request:

☒ **NEW REQUEST** (Complete Section I, III, and IV only.)☐ **AMENDED REQUEST** (Complete Sections I through IV.)**SECTION I: GENERAL INFORMATION****SUPERIOR COURT:**

El Dorado

**PERSON AUTHORIZING REQUEST** (Presiding Judge or Court Executive Officer):  
Shelby Wineinger, Court Executive Officer**CONTACT PERSON AND CONTACT INFO:**Amber Brazeal – [abrazeal@eldoradocourt.org](mailto:abrazeal@eldoradocourt.org) – 530-621-7452**DATE OF SUBMISSION:**

9/21/2022

**TIME PERIOD COVERED BY THE  
REQUEST, INCLUDING CONTRIBUTION  
AND EXPENDITURE:**  
FY 21/22 TO FY 22/23**REQUESTED AMOUNT:**

\$ 300,000.00

**REASON FOR REQUEST** (Please briefly summarize the purpose for this request, including a brief description of the project/proposal. Use attachments if additional space is needed.):

This is a Court project to digitize all court records to make them easily accessible in our Court Management System. The project will include Softfile to pick up file boxes from the Court, prepare and scan 9,039 boxes of case files, scan approximately 22,135,740 images, index the cases by case number (361,560 files) document destruction after project completion of 9,039 boxes of case files, deliver multipage PDF for upload into JTI eCourt, and possibly Softfile pre-pick up prep, if needed.

Please see the attached documents.

**SECTION II: AMENDED REQUEST CHANGES****A. Identify sections and answers amended.**

N/A

**B. Provide a summary of the changes to the request.**

N/A

**SECTION III: TRIAL COURT OPERATIONS AND ACCESS TO JUSTICE****A. Explain why the request does not fit within the court's annual operational budget process and the three-year encumbrance term.**

The Court was able to encumber partial funds during the normal fiscal year using a project quote and set up a purchase order for encumbrance. However, due to leadership changes impacting the Fiscal Services Department, the necessary steps to encumber additional funds during FY 21/22 year end close, and the calculation of the 3% fund balance was not fully understood and the encumbrance deadline was missed. We are submitting a request to have the TCTF held on behalf of our Court so that we can complete this critical project that would not otherwise be funded with future funds.

**SECTION III (continued): TRIAL COURT OPERATIONS AND ACCESS TO JUSTICE****B. How will the request enhance the efficiency and/or effectiveness of court operations, and/or increase the availability of court services and programs?**

Efficiencies and effectiveness will be gained by digitizing all case files making them available to our judges and court clerks at a moment's notice, increasing the access to justice.

Provides greater access to both current and historical court records to the public. Digitizing the records further ensures any records with long term retention requirements are accurately preserved against degradation preserving an accurate record

- Reduced need for public to come to the Courthouse to obtain copies of documents
- Self-service at a time and place of their convenience
- A reduction of copy fees
- An increase in the speed of access to files, especially during hearings

**C. If a cost efficiency, please provide cost comparison (table template provided).**

N/A

**D. Describe the consequences to the court's operations if the court request is not approved.**

This is a big project, and the Court will only be able to fund a part of this critical project possibly leaving many files in boxes, and a time-consuming process to pull these files from storage.

**E. Describe the consequences to the public and access to justice if the court request is not approved.**

If this request is not approved, the process of digitizing our case files will be a much longer process and take many years to complete thus decreasing the public's ability to have access to justice. Many files will be able to be digitized with the funds that we were able to encumber, however, there will still be many files that will have to wait and take longer to pull if requested by the public.

**F. What alternatives has the court identified if the request is not approved, and why is holding funding in the TCTF the preferred alternative?**

The only alternative is to lose the funding designated for this project with the hope of securing it through the TCTF process which will delay the Court ability to move forward. This Court was unable to pursue this project in the most recent fiscal years as it was focused on securing funds to replace its failing case management system that was end of life and no longer supported.



#### SECTION IV: FINANCIAL INFORMATION

Please provide the following (*table template provided for each*):

- A. Three-year history of year-end fund balances, revenues, and expenditures
- B. Current detailed budget projections for the fiscal years the trial court would either be contributing to or receiving distributions from the TCTF fund balance held on the court's behalf
- C. Identification of all costs, by category and amount, needed to fully implement the project
- D. A specific funding and expenditure schedule identifying the amounts to be contributed and expended, by fiscal year

If a cost efficiency, please provide cost comparison

| Status Quo            |  | Select Fiscal Year ▼ | Select Fiscal Year ▼ | Select Fiscal Year ▼ | Select Fiscal Year ▼ |
|-----------------------|--|----------------------|----------------------|----------------------|----------------------|
| GL Account            | Description  | Amount               | Amount               | Amount               | Amount               |
| N/A                   | Dedicated Revenue Stream (if applicable)               |                      |                      |                      |                      |
|                       |  |                      |                      |                      |                      |
| 900000                | Salaries   |                      |                      |                      |                      |
| 910000                | Staff Benefits   |                      |                      |                      |                      |
| 920001                | General Expense  |                      |                      |                      |                      |
| 924000                | Printing   |                      |                      |                      |                      |
| 925000                | Telecommunications                                     |                      |                      |                      |                      |
| 926000                | Postage  |                      |                      |                      |                      |
| 928000                | Insurance  |                      |                      |                      |                      |
| 929000                | Travel in State  |                      |                      |                      |                      |
| 931000                | Travel Out of State                                    |                      |                      |                      |                      |
| 933000                | Training   |                      |                      |                      |                      |
| 934000                | Security   |                      |                      |                      |                      |
| 935000                | Facilities Operations                                  |                      |                      |                      |                      |
| 936000                | Utilities  |                      |                      |                      |                      |
| 938000                | Contracted Services                                    |                      |                      |                      |                      |
| 940000                | Consulting and Professional Services - County Provided |                      |                      |                      |                      |
| 943000                | Information Technology (IT)                            |                      |                      |                      |                      |
| 945000                | Major Equipment  |                      |                      |                      |                      |
| 950000                | Other Items of Expense                                 |                      |                      |                      |                      |
| 972000                | Other  |                      |                      |                      |                      |
| 973000                | Debt Service   |                      |                      |                      |                      |
| 983000                | Court Construction                                     |                      |                      |                      |                      |
| 990000                | Distributed Administration & Allocation                |                      |                      |                      |                      |
| Net Revenue (Expense) |  | -                    | -                    | -                    | -                    |

| Proposed Project      |  |        |        |        |        |
|-----------------------|--|--------|--------|--------|--------|
| GL Account            | Description  | Amount | Amount | Amount | Amount |
| N/A                   | Dedicated Revenue Stream (if applicable)               |        |        |        |        |
|                       |  |        |        |        |        |
| 900000                | Salaries   |        |        |        |        |
| 910000                | Staff Benefits   |        |        |        |        |
| 920001                | General Expense  |        |        |        |        |
| 924000                | Printing   |        |        |        |        |
| 925000                | Telecommunications                                     |        |        |        |        |
| 926000                | Postage  |        |        |        |        |
| 928000                | Insurance  |        |        |        |        |
| 929000                | Travel in State  |        |        |        |        |
| 931000                | Travel Out of State                                    |        |        |        |        |
| 933000                | Training   |        |        |        |        |
| 934000                | Security   |        |        |        |        |
| 935000                | Facilities Operations                                  |        |        |        |        |
| 936000                | Utilities  |        |        |        |        |
| 938000                | Contracted Services                                    |        |        |        |        |
| 940000                | Consulting and Professional Services - County Provided |        |        |        |        |
| 943000                | Information Technology (IT)                            |        |        |        |        |
| 945000                | Major Equipment  |        |        |        |        |
| 950000                | Other Items of Expense                                 |        |        |        |        |
| 972000                | Other  |        |        |        |        |
| 973000                | Debt Service   |        |        |        |        |
| 983000                | Court Construction                                     |        |        |        |        |
| 990000                | Distributed Administration & Allocation                |        |        |        |        |
| Net Revenue (Expense) |  | -      | -      | -      | -      |

|                         |   |   |  |   |
|-------------------------|---|---|--|---|
| Cumulative Cost Savings | - | - |  | - |
|-------------------------|---|---|--|---|

If a cost efficiency, please provide cost comparison

| Status Quo                   |  | Select Fiscal Year ▼ | Select Fiscal Year ▼ | Select Fiscal Year ▼ |
|------------------------------|--|----------------------|----------------------|----------------------|
| GL Account                   | Description  | Amount               | Amount               | Amount               |
| N/A                          | Dedicated Revenue Stream (if applicable)               |                      |                      |                      |
|                              |  |                      |                      |                      |
| 900000                       | Salaries   |                      |                      |                      |
| 910000                       | Staff Benefits   |                      |                      |                      |
| 920001                       | General Expense  |                      |                      |                      |
| 924000                       | Printing   |                      |                      |                      |
| 925000                       | Telecommunications                                     |                      |                      |                      |
| 926000                       | Postage  |                      |                      |                      |
| 928000                       | Insurance  |                      |                      |                      |
| 929000                       | Travel in State  |                      |                      |                      |
| 931000                       | Travel Out of State                                    |                      |                      |                      |
| 933000                       | Training   |                      |                      |                      |
| 934000                       | Security   |                      |                      |                      |
| 935000                       | Facilities Operations                                  |                      |                      |                      |
| 936000                       | Utilities  |                      |                      |                      |
| 938000                       | Contracted Services                                    |                      |                      |                      |
|                              | Consulting and Professional Services - County Provided |                      |                      |                      |
| 940000                       |  |                      |                      |                      |
| 943000                       | Information Technology (IT)                            |                      |                      |                      |
| 945000                       | Major Equipment  |                      |                      |                      |
| 950000                       | Other Items of Expense                                 |                      |                      |                      |
| 972000                       | Other  |                      |                      |                      |
| 973000                       | Debt Service   |                      |                      |                      |
| 983000                       | Court Construction                                     |                      |                      |                      |
| 990000                       | Distributed Administration & Allocation                |                      |                      |                      |
| <b>Net Revenue (Expense)</b> |  | -                    | -                    | -                    |

| Proposed Project             |  |        |        |        |
|------------------------------|--|--------|--------|--------|
| GL Account                   | Description  | Amount | Amount | Amount |
| N/A                          | Dedicated Revenue Stream (if applicable)               |        |        |        |
|                              |  |        |        |        |
| 900000                       | Salaries   |        |        |        |
| 910000                       | Staff Benefits   |        |        |        |
| 920001                       | General Expense  |        |        |        |
| 924000                       | Printing   |        |        |        |
| 925000                       | Telecommunications                                     |        |        |        |
| 926000                       | Postage  |        |        |        |
| 928000                       | Insurance  |        |        |        |
| 929000                       | Travel in State  |        |        |        |
| 931000                       | Travel Out of State                                    |        |        |        |
| 933000                       | Training   |        |        |        |
| 934000                       | Security   |        |        |        |
| 935000                       | Facilities Operations                                  |        |        |        |
| 936000                       | Utilities  |        |        |        |
| 938000                       | Contracted Services                                    |        |        |        |
|                              | Consulting and Professional Services - County Provided |        |        |        |
| 940000                       |  |        |        |        |
| 943000                       | Information Technology (IT)                            |        |        |        |
| 945000                       | Major Equipment  |        |        |        |
| 950000                       | Other Items of Expense                                 |        |        |        |
| 972000                       | Other  |        |        |        |
| 973000                       | Debt Service   |        |        |        |
| 983000                       | Court Construction                                     |        |        |        |
| 990000                       | Distributed Administration & Allocation                |        |        |        |
| <b>Net Revenue (Expense)</b> |  | -      | -      | -      |

|                                |   |  |  |
|--------------------------------|---|--|--|
| <b>Cumulative Cost Savings</b> | - |  |  |
|--------------------------------|---|--|--|

## Prior three-year history of year-end fund balances, revenues, and expenditures

| FY 2020-21 ▼                 | FUNDS            |                              |                          |                  |              |             |           |                  |
|------------------------------|------------------|------------------------------|--------------------------|------------------|--------------|-------------|-----------|------------------|
| Description                  | General          | Special Revenue<br>Non-Grant | Special Revenue<br>Grant | Capital Projects | Debt Service | Proprietary | Fiduciary | TOTAL            |
| <b>Beginning Balance</b>     | <b>863,126</b>   | <b>54,958</b>                | -                        |                  |              |             |           | <b>918,084</b>   |
| Revenues                     | 8,771,663        | 550,351                      | 393,849                  |                  |              |             |           | <b>9,715,863</b> |
| Expenditures                 | 8,567,989        | 496,208                      | 393,849                  |                  |              |             |           | <b>9,458,046</b> |
| Operating Transfers In (Out) | (9,954)          | 9,954                        |                          |                  |              |             |           | -                |
| <b>Ending Fund Balance</b>   | <b>1,056,846</b> | <b>119,055</b>               | -                        | -                | -            | -           | -         | <b>1,175,901</b> |

| FY 2019-20 ▼                 | FUNDS          |                              |                          |                  |              |             |           |                   |
|------------------------------|----------------|------------------------------|--------------------------|------------------|--------------|-------------|-----------|-------------------|
| Description                  | General        | Special Revenue<br>Non-Grant | Special Revenue<br>Grant | Capital Projects | Debt Service | Proprietary | Fiduciary | TOTAL             |
| <b>Beginning Balance</b>     | <b>27,723</b>  | -                            | -                        |                  |              |             |           | <b>27,723</b>     |
| Revenues                     | 9,063,419      | 574,805                      | 473,828                  |                  |              |             |           | <b>10,112,052</b> |
| Expenditures                 | 8,218,535      | 529,327                      | 473,828                  |                  |              |             |           | <b>9,221,690</b>  |
| Operating Transfers In (Out) | (9,481)        | 9,481                        |                          |                  |              |             |           | -                 |
| <b>Ending Fund Balance</b>   | <b>863,126</b> | <b>54,959</b>                | -                        | -                | -            | -           | -         | <b>918,085</b>    |

| FY 2018-19 ▼                 | FUNDS            |                              |                          |                  |              |             |           |                  |
|------------------------------|------------------|------------------------------|--------------------------|------------------|--------------|-------------|-----------|------------------|
| Description                  | General          | Special Revenue<br>Non-Grant | Special Revenue<br>Grant | Capital Projects | Debt Service | Proprietary | Fiduciary | TOTAL            |
| <b>Beginning Balance</b>     | <b>(420,273)</b> | -                            | -                        |                  |              |             |           | <b>(420,273)</b> |
| Revenues                     | 8,676,161        | 541,473                      | 458,250                  |                  |              |             |           | <b>9,675,884</b> |
| Expenditures                 | 8,219,040        | 550,597                      | 458,250                  |                  |              |             |           | <b>9,227,887</b> |
| Operating Transfers In (Out) | (9,125)          | 9,125                        |                          |                  |              |             |           | -                |
| <b>Ending Fund Balance</b>   | <b>27,723</b>    | <b>1</b>                     | -                        | -                | -            | -           | -         | <b>27,724</b>    |

Current detailed budget projections for the fiscal years the trial court would either be contributing to or receiving distributions from the TCTF fund balance held on the cc

|  | FY 2021-22 |                           | FUNDS                 |                  |              |             |           |            |
|--|------------|---------------------------|-----------------------|------------------|--------------|-------------|-----------|------------|
| Description  | General    | Special Revenue Non-Grant | Special Revenue Grant | Capital Projects | Debt Service | Proprietary | Fiduciary | TOTAL      |
| REVENUES   |            |                           |                       |                  |              |             |           |            |
| State Financing Sources                                | 9,702,277  | 427,907                   |                       |                  |              |             |           | 10,130,184 |
| Grants   |            |                           | 295,275               |                  |              |             |           | 295,275    |
| Other Financing Sources                                | 259,251    | 429,072                   | (115)                 |                  |              |             |           | 688,208    |
| TOTAL REVENUES   | 9,961,528  | 856,979                   | 295,160               | -                | -            | -           | -         | 11,113,667 |
| EXPENDITURES   |            |                           |                       |                  |              |             |           |            |
| Salaries   | 4,349,151  | 133,065                   | 126,206               |                  |              |             |           | 4,608,422  |
| Staff Benefits   | 2,948,946  | 87,565                    | 80,847                |                  |              |             |           | 3,117,358  |
| General Expense  | 311,427    | 285                       | 4,730                 |                  |              |             |           | 316,442    |
| Printing   | 19,121     | 360                       | 114                   |                  |              |             |           | 19,595     |
| Telecommunications                                     | 83,031     |                           |                       |                  |              |             |           | 83,031     |
| Postage  | 49,445     | 4,102                     |                       |                  |              |             |           | 53,547     |
| Insurance  | 5,878      |                           |                       |                  |              |             |           | 5,878      |
| Travel in State  | 2,823      |                           |                       |                  |              |             |           | 2,823      |
| Travel Out of State                                    |            |                           | 3,684                 |                  |              |             |           | 3,684      |
| Training   | 1,932      |                           | 1,490                 |                  |              |             |           | 3,422      |
| Security   | 17,240     |                           |                       |                  |              |             |           | 17,240     |
| Facilities Operations                                  | 139,607    |                           | 4,499                 |                  |              |             |           | 144,106    |
| Utilities  |            |                           |                       |                  |              |             |           | -          |
| Contracted Services                                    | 576,742    | 188,993                   | 14,771                |                  |              |             |           | 780,506    |
| Consulting and Professional Services - County Provided | 7,890      | 345,221                   | 15,623                |                  |              |             |           | 368,734    |
| Information Technology (IT)                            | 788,484    | 164,112                   |                       |                  |              |             |           | 952,596    |
| Major Equipment  | 306,229    |                           |                       |                  |              |             |           | 306,229    |
| Other Items of Expense                                 |            |                           |                       |                  |              |             |           | -          |
| Juror Costs  | 35,040     |                           |                       |                  |              |             |           | 35,040     |
| Other  |            |                           |                       |                  |              |             |           | -          |
| Debt Service   |            |                           |                       |                  |              |             |           | -          |
| Court Construction                                     |            |                           |                       |                  |              |             |           | -          |
| Distributed Administration & Allocation                | (65,464)   | 22,153                    | 43,311                |                  |              |             |           | -          |
| Prior Year Expense Adjustment                          | 17,978     |                           | (115)                 |                  |              |             |           | 17,863     |
| TOTAL EXPENDITURES                                     | 9,595,500  | 945,856                   | 295,160               | -                | -            | -           | -         | 10,836,516 |
| Operating Transfers In (Out)                           | (1,075)    | 1,075                     |                       |                  |              |             |           | -          |
| Fund Balance (Deficit)                                 |            |                           |                       |                  |              |             |           |            |
| Beginning Balance (Deficit)                            | 1,056,847  | 119,056                   |                       |                  |              |             |           | 1,175,903  |
| Ending Balance (Deficit)                               | 1,421,800  | 31,254                    | -                     | -                | -            | -           | -         | 1,453,054  |

## Current detailed budget projection on court's behalf

|   | Select Fiscal Year | FUNDS                        |                          |                  |              |             |           |           |
|---|--------------------|------------------------------|--------------------------|------------------|--------------|-------------|-----------|-----------|
| Description   | General            | Special Revenue<br>Non-Grant | Special Revenue<br>Grant | Capital Projects | Debt Service | Proprietary | Fiduciary | TOTAL     |
| <b>REVENUES</b>   |                    |                              |                          |                  |              |             |           |           |
| State Financing Sources                                   |                    |                              |                          |                  |              |             |           | -         |
| Grants  |                    |                              |                          |                  |              |             |           | -         |
| Other Financing Sources                                   |                    |                              |                          |                  |              |             |           | -         |
| <b>TOTAL REVENUES</b>                                     | -                  | -                            | -                        | -                | -            | -           | -         | -         |
| <b>EXPENDITURES</b>                                       |                    |                              |                          |                  |              |             |           |           |
| Salaries  |                    |                              |                          |                  |              |             |           | -         |
| Staff Benefits  |                    |                              |                          |                  |              |             |           | -         |
| General Expense   |                    |                              |                          |                  |              |             |           | -         |
| Printing  |                    |                              |                          |                  |              |             |           | -         |
| Telecommunications  |                    |                              |                          |                  |              |             |           | -         |
| Postage   |                    |                              |                          |                  |              |             |           | -         |
| Insurance   |                    |                              |                          |                  |              |             |           | -         |
| Travel in State   |                    |                              |                          |                  |              |             |           | -         |
| Travel Out of State                                       |                    |                              |                          |                  |              |             |           | -         |
| Training  |                    |                              |                          |                  |              |             |           | -         |
| Security  |                    |                              |                          |                  |              |             |           | -         |
| Facilities Operations                                     |                    |                              |                          |                  |              |             |           | -         |
| Utilities   |                    |                              |                          |                  |              |             |           | -         |
| Contracted Services                                       |                    |                              |                          |                  |              |             |           | -         |
| Consulting and Professional Services<br>- County Provided |                    |                              |                          |                  |              |             |           | -         |
| Information Technology (IT)                               |                    |                              |                          |                  |              |             |           | -         |
| Major Equipment   |                    |                              |                          |                  |              |             |           | -         |
| Other Items of Expense                                    |                    |                              |                          |                  |              |             |           | -         |
| Juror Costs   |                    |                              |                          |                  |              |             |           | -         |
| Other   |                    |                              |                          |                  |              |             |           | -         |
| Debt Service  |                    |                              |                          |                  |              |             |           | -         |
| Court Construction  |                    |                              |                          |                  |              |             |           | -         |
| Distributed Administration &<br>Allocation                |                    |                              |                          |                  |              |             |           | -         |
| Prior Year Expense Adjustment                             |                    |                              |                          |                  |              |             |           | -         |
| <b>TOTAL EXPENDITURES</b>                                 | -                  | -                            | -                        | -                | -            | -           | -         | -         |
| Operating Transfers In (Out)                              |                    |                              |                          |                  |              |             |           | -         |
| <b>Fund Balance (Deficit)</b>                             |                    |                              |                          |                  |              |             |           |           |
| <b>Beginning Balance (Deficit)</b>                        | 1,421,800          | 31,254                       | -                        | -                | -            | -           | -         | 1,453,054 |
| <b>Ending Balance (Deficit)</b>                           | 1,421,800          | 31,254                       | -                        | -                | -            | -           | -         | 1,453,054 |

## Current detailed budget projection:

|   | Select Fiscal Year | FUNDS                        |                          |                  |              |             |           |           |
|---|--------------------|------------------------------|--------------------------|------------------|--------------|-------------|-----------|-----------|
| Description   | General            | Special Revenue<br>Non-Grant | Special Revenue<br>Grant | Capital Projects | Debt Service | Proprietary | Fiduciary | TOTAL     |
| <b>REVENUES</b>   |                    |                              |                          |                  |              |             |           |           |
| State Financing Sources                                   |                    |                              |                          |                  |              |             |           | -         |
| Grants  |                    |                              |                          |                  |              |             |           | -         |
| Other Financing Sources                                   |                    |                              |                          |                  |              |             |           | -         |
| <b>TOTAL REVENUES</b>                                     | -                  | -                            | -                        | -                | -            | -           | -         | -         |
| <b>EXPENDITURES</b>                                       |                    |                              |                          |                  |              |             |           |           |
| Salaries  |                    |                              |                          |                  |              |             |           | -         |
| Staff Benefits  |                    |                              |                          |                  |              |             |           | -         |
| General Expense   |                    |                              |                          |                  |              |             |           | -         |
| Printing  |                    |                              |                          |                  |              |             |           | -         |
| Telecommunications  |                    |                              |                          |                  |              |             |           | -         |
| Postage   |                    |                              |                          |                  |              |             |           | -         |
| Insurance   |                    |                              |                          |                  |              |             |           | -         |
| Travel in State   |                    |                              |                          |                  |              |             |           | -         |
| Travel Out of State                                       |                    |                              |                          |                  |              |             |           | -         |
| Training  |                    |                              |                          |                  |              |             |           | -         |
| Security  |                    |                              |                          |                  |              |             |           | -         |
| Facilities Operations                                     |                    |                              |                          |                  |              |             |           | -         |
| Utilities   |                    |                              |                          |                  |              |             |           | -         |
| Contracted Services                                       |                    |                              |                          |                  |              |             |           | -         |
| Consulting and Professional Services<br>- County Provided |                    |                              |                          |                  |              |             |           | -         |
| Information Technology (IT)                               |                    |                              |                          |                  |              |             |           | -         |
| Major Equipment   |                    |                              |                          |                  |              |             |           | -         |
| Other Items of Expense                                    |                    |                              |                          |                  |              |             |           | -         |
| Juror Costs   |                    |                              |                          |                  |              |             |           | -         |
| Other   |                    |                              |                          |                  |              |             |           | -         |
| Debt Service  |                    |                              |                          |                  |              |             |           | -         |
| Court Construction  |                    |                              |                          |                  |              |             |           | -         |
| Distributed Administration &<br>Allocation                |                    |                              |                          |                  |              |             |           | -         |
| Prior Year Expense Adjustment                             |                    |                              |                          |                  |              |             |           | -         |
| <b>TOTAL EXPENDITURES</b>                                 | -                  | -                            | -                        | -                | -            | -           | -         | -         |
| Operating Transfers In (Out)                              |                    |                              |                          |                  |              |             |           | -         |
| <b>Fund Balance (Deficit)</b>                             |                    |                              |                          |                  |              |             |           |           |
| <b>Beginning Balance (Deficit)</b>                        | 1,421,800          | 31,254                       | -                        | -                | -            | -           | -         | 1,453,054 |
| <b>Ending Balance (Deficit)</b>                           | 1,421,800          | 31,254                       | -                        | -                | -            | -           | -         | 1,453,054 |

## Current detailed budget projection:

|   | Select Fiscal Year | FUNDS                        |                          |                  |              |             |           |           |
|---|--------------------|------------------------------|--------------------------|------------------|--------------|-------------|-----------|-----------|
| Description   | General            | Special Revenue<br>Non-Grant | Special Revenue<br>Grant | Capital Projects | Debt Service | Proprietary | Fiduciary | TOTAL     |
| <b>REVENUES</b>   |                    |                              |                          |                  |              |             |           |           |
| State Financing Sources                                   |                    |                              |                          |                  |              |             |           | -         |
| Grants  |                    |                              |                          |                  |              |             |           | -         |
| Other Financing Sources                                   |                    |                              |                          |                  |              |             |           | -         |
| <b>TOTAL REVENUES</b>                                     | -                  | -                            | -                        | -                | -            | -           | -         | -         |
| <b>EXPENDITURES</b>                                       |                    |                              |                          |                  |              |             |           |           |
| Salaries  |                    |                              |                          |                  |              |             |           | -         |
| Staff Benefits  |                    |                              |                          |                  |              |             |           | -         |
| General Expense   |                    |                              |                          |                  |              |             |           | -         |
| Printing  |                    |                              |                          |                  |              |             |           | -         |
| Telecommunications  |                    |                              |                          |                  |              |             |           | -         |
| Postage   |                    |                              |                          |                  |              |             |           | -         |
| Insurance   |                    |                              |                          |                  |              |             |           | -         |
| Travel in State   |                    |                              |                          |                  |              |             |           | -         |
| Travel Out of State                                       |                    |                              |                          |                  |              |             |           | -         |
| Training  |                    |                              |                          |                  |              |             |           | -         |
| Security  |                    |                              |                          |                  |              |             |           | -         |
| Facilities Operations                                     |                    |                              |                          |                  |              |             |           | -         |
| Utilities   |                    |                              |                          |                  |              |             |           | -         |
| Contracted Services                                       |                    |                              |                          |                  |              |             |           | -         |
| Consulting and Professional Services<br>- County Provided |                    |                              |                          |                  |              |             |           | -         |
| Information Technology (IT)                               |                    |                              |                          |                  |              |             |           | -         |
| Major Equipment   |                    |                              |                          |                  |              |             |           | -         |
| Other Items of Expense                                    |                    |                              |                          |                  |              |             |           | -         |
| Juror Costs   |                    |                              |                          |                  |              |             |           | -         |
| Other   |                    |                              |                          |                  |              |             |           | -         |
| Debt Service  |                    |                              |                          |                  |              |             |           | -         |
| Court Construction  |                    |                              |                          |                  |              |             |           | -         |
| Distributed Administration &<br>Allocation                |                    |                              |                          |                  |              |             |           | -         |
| Prior Year Expense Adjustment                             |                    |                              |                          |                  |              |             |           | -         |
| <b>TOTAL EXPENDITURES</b>                                 | -                  | -                            | -                        | -                | -            | -           | -         | -         |
| Operating Transfers In (Out)                              |                    |                              |                          |                  |              |             |           | -         |
| <b>Fund Balance (Deficit)</b>                             |                    |                              |                          |                  |              |             |           |           |
| <b>Beginning Balance (Deficit)</b>                        | 1,421,800          | 31,254                       | -                        | -                | -            | -           | -         | 1,453,054 |
| <b>Ending Balance (Deficit)</b>                           | 1,421,800          | 31,254                       | -                        | -                | -            | -           | -         | 1,453,054 |



## Current detailed budget projection:

|   | Select Fiscal Year ▼ | FUNDS                     |                       |                  |              |             |           |           |
|---|----------------------|---------------------------|-----------------------|------------------|--------------|-------------|-----------|-----------|
| Description   | General              | Special Revenue Non-Grant | Special Revenue Grant | Capital Projects | Debt Service | Proprietary | Fiduciary | TOTAL     |
| <b>REVENUES</b>   |                      |                           |                       |                  |              |             |           |           |
| State Financing Sources                                   |                      |                           |                       |                  |              |             |           | -         |
| Grants  |                      |                           |                       |                  |              |             |           | -         |
| Other Financing Sources                                   |                      |                           |                       |                  |              |             |           | -         |
| <b>TOTAL REVENUES</b>                                     | -                    | -                         | -                     | -                | -            | -           | -         | -         |
| <b>EXPENDITURES</b>                                       |                      |                           |                       |                  |              |             |           |           |
| Salaries  |                      |                           |                       |                  |              |             |           | -         |
| Staff Benefits  |                      |                           |                       |                  |              |             |           | -         |
| General Expense   |                      |                           |                       |                  |              |             |           | -         |
| Printing  |                      |                           |                       |                  |              |             |           | -         |
| Telecommunications  |                      |                           |                       |                  |              |             |           | -         |
| Postage   |                      |                           |                       |                  |              |             |           | -         |
| Insurance   |                      |                           |                       |                  |              |             |           | -         |
| Travel in State   |                      |                           |                       |                  |              |             |           | -         |
| Travel Out of State                                       |                      |                           |                       |                  |              |             |           | -         |
| Training  |                      |                           |                       |                  |              |             |           | -         |
| Security  |                      |                           |                       |                  |              |             |           | -         |
| Facilities Operations                                     |                      |                           |                       |                  |              |             |           | -         |
| Utilities   |                      |                           |                       |                  |              |             |           | -         |
| Contracted Services                                       |                      |                           |                       |                  |              |             |           | -         |
| Consulting and Professional Services<br>- County Provided |                      |                           |                       |                  |              |             |           | -         |
| Information Technology (IT)                               |                      |                           |                       |                  |              |             |           | -         |
| Major Equipment   |                      |                           |                       |                  |              |             |           | -         |
| Other Items of Expense                                    |                      |                           |                       |                  |              |             |           | -         |
| Juror Costs   |                      |                           |                       |                  |              |             |           | -         |
| Other   |                      |                           |                       |                  |              |             |           | -         |
| Debt Service  |                      |                           |                       |                  |              |             |           | -         |
| Court Construction  |                      |                           |                       |                  |              |             |           | -         |
| Distributed Administration &<br>Allocation                |                      |                           |                       |                  |              |             |           | -         |
| Prior Year Expense Adjustment                             |                      |                           |                       |                  |              |             |           | -         |
| <b>TOTAL EXPENDITURES</b>                                 | -                    | -                         | -                     | -                | -            | -           | -         | -         |
| Operating Transfers In (Out)                              |                      |                           |                       |                  |              |             |           | -         |
| <b>Fund Balance (Deficit)</b>                             |                      |                           |                       |                  |              |             |           |           |
| <b>Beginning Balance (Deficit)</b>                        | 1,421,800            | 31,254                    | -                     | -                | -            | -           | -         | 1,453,054 |
| <b>Ending Balance (Deficit)</b>                           | 1,421,800            | 31,254                    | -                     | -                | -            | -           | -         | 1,453,054 |

## Current detailed budget projection:

|   | Select Fiscal Year | FUNDS                        |                          |                  |              |             |           |           |
|---|--------------------|------------------------------|--------------------------|------------------|--------------|-------------|-----------|-----------|
| Description   | General            | Special Revenue<br>Non-Grant | Special Revenue<br>Grant | Capital Projects | Debt Service | Proprietary | Fiduciary | TOTAL     |
| <b>REVENUES</b>   |                    |                              |                          |                  |              |             |           |           |
| State Financing Sources                                   |                    |                              |                          |                  |              |             |           | -         |
| Grants  |                    |                              |                          |                  |              |             |           | -         |
| Other Financing Sources                                   |                    |                              |                          |                  |              |             |           | -         |
| <b>TOTAL REVENUES</b>                                     | -                  | -                            | -                        | -                | -            | -           | -         | -         |
| <b>EXPENDITURES</b>                                       |                    |                              |                          |                  |              |             |           |           |
| Salaries  |                    |                              |                          |                  |              |             |           | -         |
| Staff Benefits  |                    |                              |                          |                  |              |             |           | -         |
| General Expense   |                    |                              |                          |                  |              |             |           | -         |
| Printing  |                    |                              |                          |                  |              |             |           | -         |
| Telecommunications  |                    |                              |                          |                  |              |             |           | -         |
| Postage   |                    |                              |                          |                  |              |             |           | -         |
| Insurance   |                    |                              |                          |                  |              |             |           | -         |
| Travel in State   |                    |                              |                          |                  |              |             |           | -         |
| Travel Out of State                                       |                    |                              |                          |                  |              |             |           | -         |
| Training  |                    |                              |                          |                  |              |             |           | -         |
| Security  |                    |                              |                          |                  |              |             |           | -         |
| Facilities Operations                                     |                    |                              |                          |                  |              |             |           | -         |
| Utilities   |                    |                              |                          |                  |              |             |           | -         |
| Contracted Services                                       |                    |                              |                          |                  |              |             |           | -         |
| Consulting and Professional Services<br>- County Provided |                    |                              |                          |                  |              |             |           | -         |
| Information Technology (IT)                               |                    |                              |                          |                  |              |             |           | -         |
| Major Equipment   |                    |                              |                          |                  |              |             |           | -         |
| Other Items of Expense                                    |                    |                              |                          |                  |              |             |           | -         |
| Juror Costs   |                    |                              |                          |                  |              |             |           | -         |
| Other   |                    |                              |                          |                  |              |             |           | -         |
| Debt Service  |                    |                              |                          |                  |              |             |           | -         |
| Court Construction  |                    |                              |                          |                  |              |             |           | -         |
| Distributed Administration &<br>Allocation                |                    |                              |                          |                  |              |             |           | -         |
| Prior Year Expense Adjustment                             |                    |                              |                          |                  |              |             |           | -         |
| <b>TOTAL EXPENDITURES</b>                                 | -                  | -                            | -                        | -                | -            | -           | -         | -         |
| Operating Transfers In (Out)                              |                    |                              |                          |                  |              |             |           | -         |
| <b>Fund Balance (Deficit)</b>                             |                    |                              |                          |                  |              |             |           |           |
| <b>Beginning Balance (Deficit)</b>                        | 1,421,800          | 31,254                       | -                        | -                | -            | -           | -         | 1,453,054 |
| <b>Ending Balance (Deficit)</b>                           | 1,421,800          | 31,254                       | -                        | -                | -            | -           | -         | 1,453,054 |

## Current detailed budget projection:

|   | Select Fiscal Year | FUNDS                        |                          |                  |              |             |           |           |
|---|--------------------|------------------------------|--------------------------|------------------|--------------|-------------|-----------|-----------|
| Description   | General            | Special Revenue<br>Non-Grant | Special Revenue<br>Grant | Capital Projects | Debt Service | Proprietary | Fiduciary | TOTAL     |
| <b>REVENUES</b>   |                    |                              |                          |                  |              |             |           |           |
| State Financing Sources                                   |                    |                              |                          |                  |              |             |           | -         |
| Grants  |                    |                              |                          |                  |              |             |           | -         |
| Other Financing Sources                                   |                    |                              |                          |                  |              |             |           | -         |
| <b>TOTAL REVENUES</b>                                     | -                  | -                            | -                        | -                | -            | -           | -         | -         |
| <b>EXPENDITURES</b>                                       |                    |                              |                          |                  |              |             |           |           |
| Salaries  |                    |                              |                          |                  |              |             |           | -         |
| Staff Benefits  |                    |                              |                          |                  |              |             |           | -         |
| General Expense   |                    |                              |                          |                  |              |             |           | -         |
| Printing  |                    |                              |                          |                  |              |             |           | -         |
| Telecommunications  |                    |                              |                          |                  |              |             |           | -         |
| Postage   |                    |                              |                          |                  |              |             |           | -         |
| Insurance   |                    |                              |                          |                  |              |             |           | -         |
| Travel in State   |                    |                              |                          |                  |              |             |           | -         |
| Travel Out of State                                       |                    |                              |                          |                  |              |             |           | -         |
| Training  |                    |                              |                          |                  |              |             |           | -         |
| Security  |                    |                              |                          |                  |              |             |           | -         |
| Facilities Operations                                     |                    |                              |                          |                  |              |             |           | -         |
| Utilities   |                    |                              |                          |                  |              |             |           | -         |
| Contracted Services                                       |                    |                              |                          |                  |              |             |           | -         |
| Consulting and Professional Services<br>- County Provided |                    |                              |                          |                  |              |             |           | -         |
| Information Technology (IT)                               |                    |                              |                          |                  |              |             |           | -         |
| Major Equipment   |                    |                              |                          |                  |              |             |           | -         |
| Other Items of Expense                                    |                    |                              |                          |                  |              |             |           | -         |
| Juror Costs   |                    |                              |                          |                  |              |             |           | -         |
| Other   |                    |                              |                          |                  |              |             |           | -         |
| Debt Service  |                    |                              |                          |                  |              |             |           | -         |
| Court Construction  |                    |                              |                          |                  |              |             |           | -         |
| Distributed Administration &<br>Allocation                |                    |                              |                          |                  |              |             |           | -         |
| Prior Year Expense Adjustment                             |                    |                              |                          |                  |              |             |           | -         |
| <b>TOTAL EXPENDITURES</b>                                 | -                  | -                            | -                        | -                | -            | -           | -         | -         |
| Operating Transfers In (Out)                              |                    |                              |                          |                  |              |             |           | -         |
| <b>Fund Balance (Deficit)</b>                             |                    |                              |                          |                  |              |             |           |           |
| <b>Beginning Balance (Deficit)</b>                        | 1,421,800          | 31,254                       | -                        | -                | -            | -           | -         | 1,453,054 |
| <b>Ending Balance (Deficit)</b>                           | 1,421,800          | 31,254                       | -                        | -                | -            | -           | -         | 1,453,054 |

## Current detailed budget projection:

|   | Select Fiscal Year ▼ | FUNDS                        |                          |                  |              |             |           |           |
|---|----------------------|------------------------------|--------------------------|------------------|--------------|-------------|-----------|-----------|
| Description   | General              | Special Revenue<br>Non-Grant | Special Revenue<br>Grant | Capital Projects | Debt Service | Proprietary | Fiduciary | TOTAL     |
| <b>REVENUES</b>   |                      |                              |                          |                  |              |             |           |           |
| State Financing Sources                                   |                      |                              |                          |                  |              |             |           | -         |
| Grants  |                      |                              |                          |                  |              |             |           | -         |
| Other Financing Sources                                   |                      |                              |                          |                  |              |             |           | -         |
| <b>TOTAL REVENUES</b>                                     | -                    | -                            | -                        | -                | -            | -           | -         | -         |
| <b>EXPENDITURES</b>                                       |                      |                              |                          |                  |              |             |           |           |
| Salaries  |                      |                              |                          |                  |              |             |           | -         |
| Staff Benefits  |                      |                              |                          |                  |              |             |           | -         |
| General Expense   |                      |                              |                          |                  |              |             |           | -         |
| Printing  |                      |                              |                          |                  |              |             |           | -         |
| Telecommunications  |                      |                              |                          |                  |              |             |           | -         |
| Postage   |                      |                              |                          |                  |              |             |           | -         |
| Insurance   |                      |                              |                          |                  |              |             |           | -         |
| Travel in State   |                      |                              |                          |                  |              |             |           | -         |
| Travel Out of State                                       |                      |                              |                          |                  |              |             |           | -         |
| Training  |                      |                              |                          |                  |              |             |           | -         |
| Security  |                      |                              |                          |                  |              |             |           | -         |
| Facilities Operations                                     |                      |                              |                          |                  |              |             |           | -         |
| Utilities   |                      |                              |                          |                  |              |             |           | -         |
| Contracted Services                                       |                      |                              |                          |                  |              |             |           | -         |
| Consulting and Professional Services<br>- County Provided |                      |                              |                          |                  |              |             |           | -         |
| Information Technology (IT)                               |                      |                              |                          |                  |              |             |           | -         |
| Major Equipment   |                      |                              |                          |                  |              |             |           | -         |
| Other Items of Expense                                    |                      |                              |                          |                  |              |             |           | -         |
| Juror Costs   |                      |                              |                          |                  |              |             |           | -         |
| Other   |                      |                              |                          |                  |              |             |           | -         |
| Debt Service  |                      |                              |                          |                  |              |             |           | -         |
| Court Construction  |                      |                              |                          |                  |              |             |           | -         |
| Distributed Administration &<br>Allocation                |                      |                              |                          |                  |              |             |           | -         |
| Prior Year Expense Adjustment                             |                      |                              |                          |                  |              |             |           | -         |
| <b>TOTAL EXPENDITURES</b>                                 | -                    | -                            | -                        | -                | -            | -           | -         | -         |
| Operating Transfers In (Out)                              |                      |                              |                          |                  |              |             |           | -         |
| <b>Fund Balance (Deficit)</b>                             |                      |                              |                          |                  |              |             |           |           |
| <b>Beginning Balance (Deficit)</b>                        | 1,421,800            | 31,254                       | -                        | -                | -            | -           | -         | 1,453,054 |
| <b>Ending Balance (Deficit)</b>                           | 1,421,800            | 31,254                       | -                        | -                | -            | -           | -         | 1,453,054 |

## Identification of all costs, by category and amount, needed to fully implement the project

| Expenses Category |  | Amount         |
|-------------------|--|----------------|
| GL Account        | Description  |                |
| 900000            | Salaries   |                |
| 910000            | Staff Benefits   |                |
| 920001            | General Expense  |                |
| 924000            | Printing   |                |
| 925000            | Telecommunications                                     |                |
| 926000            | Postage  |                |
| 928000            | Insurance  |                |
| 929000            | Travel in State  |                |
| 931000            | Travel Out of State                                    |                |
| 933000            | Training   |                |
| 934000            | Security   |                |
| 935000            | Facilities Operations                                  |                |
| 936000            | Utilities  |                |
| 938000            | Contracted Services                                    | 300,000        |
| 940000            | Consulting and Professional Services - County Provided |                |
| 943000            | Information Technology (IT)                            |                |
| 945000            | Major Equipment  |                |
| 950000            | Other Items of Expense                                 |                |
| 972000            | Other  |                |
| 973000            | Debt Service   |                |
| 983000            | Court Construction                                     |                |
| 990000            | Distributed Administration & Allocation                |                |
| <b>Total</b>      |  | <b>300,000</b> |

A specific funding and expenditure schedule identifying the amounts related to the proposal to be contributed and expended, by fiscal year

| Description        | FY 2021-22 ▼ | FY 2022-23 ▼ | Select Fiscal Year ▼ | Select Fiscal Year ▼ | Select Fiscal Year ▼ | Select Fiscal Year ▼ | Select Fiscal Year ▼ | Select Fiscal Year ▼ | Total   |
|--------------------|--------------|--------------|----------------------|----------------------|----------------------|----------------------|----------------------|----------------------|---------|
| Contribution       | 300,000      |              |                      |                      |                      |                      |                      |                      | 300,000 |
| Expenditures       |              | 300,000      |                      |                      |                      |                      |                      |                      | 300,000 |
| Cumulative Balance | 300,000      | -            | -                    | -                    | -                    | -                    | -                    | -                    | -       |

Original Request:

Amended request

[illegible]

**Customer: El Dorado Superior Court**

Amber Brazeal, Fiscal Services Supervisor  
 El Dorado Superior Court  
 2850 Fairlane Court, Suite 110  
 Placerville, CA 95667  
 Office - (530) 621-7452  
[abrazeal@eldoradocourt.org](mailto:abrazeal@eldoradocourt.org)



Date: June 13, 2022  
 Valid Until: August 12, 2022

**Project Description: Closed Case Files**

Pick up file boxes from the Court  
 Prepare and Scan 9,039 boxes of Closed Case Files  
 Scan approximately 22,135,740 images  
 Index the cases by Case Number 361,560 files  
 Document destruct after project completion of 9,039 boxes of Case Files  
 Deliver multipage PDF for upload into JTI eCourt  
 Unknown (SoftFile pre-pick up prep, if needed)

SoftFile  
 209 Commerce Circle  
 Sacramento, CA 95814

| Description  | Est. Quantity | Price     | Unit  | Line Total      |
|--|---------------|-----------|-------|-----------------|
| DOCUMENT PREPARATION (5 HOURS PER BOX) NO BACK PREP              | 36,156        | \$ 21.00  | Hour  | \$ 759,276.00   |
| DOCUMENT SCANNING - 11 X 17 AND SMALLER @ 200 DPI B/W PDF FORMAT | 22,135,740    | \$ 0.048  | Image | \$ 1,062,515.52 |
| DATA ENTRY PER RECORD - CASE NUMBER                              | 361,560       | \$ 0.10   | Each  | \$ 36,156.00    |
| BOX PICKUP   | 9,039         | \$ 4.00   | Trip  | \$ 36,156.00    |
| PRE PICKUP PREPARATION   |               | \$ 40.00  | Hour  |                 |
| DOCUMENT DESTRUCTION   | 9,039         | \$ 5.00   | Box   | \$ 45,195.00    |
| PICK UP OF RECORDS - BOXED (0-100 miles)                         | 28            | \$ 250.00 | Trip  | \$ 7,000.00     |

**Special Notes and Instructions**

Court will provide data file with case name and case number for barcode coversheet creation.

|              |                     |
|--------------|---------------------|
| Subtotal     | 1,946,298.52        |
| 10% Savings  | \$ 194,629.85       |
| <b>Total</b> | <b>1,751,668.67</b> |

Above information is not an invoice. The quantities listed are only an estimate for budgetary purposes.



## EXHIBIT 7

### PARTICIPATING ADDENDUM

- (1) This Participating Addendum is made and entered into as of **11/30/2021** ("Participating Addendum Effective Date") by and between the **El Dorado County Superior Court** ("JBE") and **Altec Systems Inc. dba SoftFile** ("Contractor") pursuant to the Master Agreement # 202007 ("Master Agreement") dated **October 1, 2020** between the Judicial **Council of California** ("Establishing JBE") and Contractor. Unless otherwise specifically defined in this Participating Addendum, each capitalized term used in this Participating Addendum shall have the meaning set forth in the Master Agreement.
- (2) This Participating Addendum constitutes and shall be construed as a separate, independent contract between Contractor and the JBE, subject to the following: (i) this Participating Addendum shall be governed by the Master Agreement, and the terms in the Master Agreement are hereby incorporated into this Participating Addendum; (ii) the Participating Addendum (including any purchase order documents pursuant to the Participating Addendum) may not alter or conflict with the terms of the Master Agreement, or exceed the scope of the Work provided for in the Master Agreement; and (iii) the term of the Participating Addendum may not extend beyond the expiration date of the Master Agreement. The Participating Addendum and the Master Agreement shall take precedence over any terms and conditions included on Contractor's invoice or similar document.
- (3) Under this Participating Addendum, the JBE may, at its option, order Contractor's Work by attaching and incorporating a Statement of Work and any other necessary ordering documents. The JBE's Statement of Work will be substantially similar to the model Statement of Work set forth in Exhibit 4 of the Master Agreement. The ordering documents, including the Statement of Work, are subject to the following: such documents are subject to and governed by the terms of the Master Agreement and the Participating Addendum, and any term in the ordering documents that conflicts with or alters any term of the Master Agreement (or the Participating Addendum) or exceeds the scope of the Work provided for in the Master Agreement, will not be deemed part of the contract between Contractor and JBE. Subject to the foregoing, this Participating Addendum shall be deemed to include such ordering documents.
- (4) The JBE is solely responsible for the acceptance of and payment for the Work under this Participating Addendum. The JBE shall be solely responsible for its obligations and any breach of its obligations. Any breach of obligations by the JBE shall not be deemed a breach by the Establishing JBE or any other Participating Entity. The Establishing JBE shall have no liability or responsibility of any type related to: (i) the JBE's use of or procurement through the Master Agreement (including this Participating Addendum), or (ii) the JBE's business relationship with Contractor. The Establishing JBE makes no guarantees, representations, or warranties to any Participating Entity.
- (5) Pricing for the Work shall be in accordance with the prices set forth in the Master Agreement.

- (6) The term of this Participating Addendum shall be from the Effective Date until: **June 30 2024. – *may not exceed the Expiration Date of the Master Agreement***].
- (7) The JBE hereby orders, and Contractor hereby agrees to provide, the following Work as set forth in the attached Statement of Work, and pursuant to the Master Agreement.
- (8) Notices regarding this Participating Addendum must be sent to the following address and recipient:

| <b>If to Contractor:</b>   | <b>If to the JBE:</b>  |
|--|--|
| <u>[name, title, address]</u><br>Kent Hayes<br>President<br>SoftFile<br>209 Commerce Circle<br>Sacramento CA 95815               | <u>[name, title, address]</u><br>Tania Ugrin-Capobianco<br>CEO<br>Superior Court of California, County of El Dorado<br>2850 Fairlane Court, Suite 120<br>Placerville, CA 95667 |
| <u>With a copy to:</u><br>Russ Nelson<br>Business Development Director<br>SoftFile<br>209 Commerce Circle<br>Sacramento CA 95815 | <u>With a copy to:</u><br>Joshua Souza<br>Chief Information Officer<br>Superior Court of California, County of El Dorado<br>2850 Fairlane Court, Suite 120                     |

Either party may change its address for Notices by giving the other party Notice of the new address in accordance with this section. Notices will be considered to have been given at the time of actual delivery in person, three (3) days after deposit in the mail as set forth above, or one (1) day after delivery to an overnight air courier service.

Invoices shall be sent to the following address and recipient:

El Dorado Superior Court  
Accounts Payable  
2850 Fairlane Court, Suite 110  
Placerville, CA 95667

---

- (9) This Participating Addendum and the incorporated documents and provisions (including the terms of the Master Agreement) constitute the entire agreement between the parties and supersede any and all prior understandings and agreements, oral or written, relating to the subject matter of this Participating Addendum.

IN WITNESS WHEREOF, the JBE and Contractor have caused this Participating Addendum to be executed on the Participating Addendum Effective Date.

*[JBE]*

By: 

Name Tania Ugri-Capobianco


Title: CEO

*[CONTRACTOR]*

By: 

Name: Kent Hayes

Title: President



## MASTER AGREEMENT

AGREEMENT NUMBER

MA-202007

TAXPAYER IDENTIFICATION  
NUMBER

68-0169624

1. In this Master Agreement ("Agreement"), the term "Contractor" refers to **Altec Systems Inc. dba SoftFile**, and the term "Establishing Judicial Branch Entity" or "Establishing JBE" refers to the **Judicial Council of California**. This Agreement is entered into between Contractor and the Establishing JBE for the benefit of the Participating Entities identified in Exhibit 1 (Definitions). The Establishing JBE and the Participating Entities are collectively referred to as "Judicial Branch Entities" or "JBEs" and individually as "JBE".
2. The initial term of this Agreement is effective as of **October 1, 2020** ("Effective Date") and expires on **October 1, 2025** ("Expiration Date").  
This Agreement includes three (3) 1-year options to extend through **October 1, 2028**.
3. The title of this Agreement is: **Master Agreement: Digitizing Judicial Branch Records**

*The title listed above is for administrative reference only and does not define, limit, or construe the scope or extent of this Agreement.*

4. The parties agree that this Agreement, made up of this coversheet, the Exhibits listed below, and any attachments, contains the parties' entire understanding related to the subject matter of this Agreement, and supersedes all previous proposals, both oral and written, negotiations, representations, commitments, writing and all other communications between the parties.

Exhibit 1 – Definitions  
Exhibit 2 – Background and Purpose  
Exhibit 3 – General Terms and Conditions  
Exhibit 4 – Statement of Work  
Exhibit 5 – Acceptance and Sign-Off Form

Exhibit 6 – Fees, Pricing and Payment Terms  
Exhibit 7 – Participating Addendum  
Exhibit 8 – Unruh and FEHA Certification

| ESTABLISHING JBE'S SIGNATURE  | CONTRACTOR'S SIGNATURE   |
|---|--|
| Judicial Council of California  | Altec Systems Inc. dba SoftFile  |
| BY (Authorized Signature)<br><i>Tracy Matthews</i>  | BY (Authorized Signature)<br><i>Kent Hayes</i>                             |
| PRINTED NAME AND TITLE OF PERSON SIGNING<br><b>Tracy Matthews</b><br>Contracts Supervisor | PRINTED NAME AND TITLE OF PERSON SIGNING<br><b>Kent Hayes</b><br>President |
| DATE EXECUTED<br><b>09/24/2020</b>  | DATE EXECUTED<br><i>9/24/2020</i>  |
| ADDRESS<br><b>2850 Gateway Oaks Dr., Suite 300</b><br><b>Sacramento, CA 95833-4348</b>    | ADDRESS<br><b>209 Commerce Cir.</b><br><b>Sacramento, CA 95815</b>         |

## EXHIBIT 6

### FEES, PRICING AND PAYMENT TERMS

#### 1. Fees.

The following table sets forth the costs associated with the Tasks corresponding to the Work that Contractor will perform during the Initial Term and any Option Term under the Agreement as required by and for the Participating Entity. The table also includes Contractor's comments regarding each Task. Contractor submitted versions of these comments as part of its proposal for the underlying solicitation, "Digitizing Judicial Branch Records, (TCAS-2020-03-MS)," to this Agreement. In the event Contractor's comments directly conflict with the terms of Exhibits 1-3, 5, and 7-8 of the Agreement, the terms of that Exhibit will control. All Tasks in Exhibit 4, Statement of Work, not otherwise set forth in the Tasks and Task Description columns in the following table, but which support and are necessary for the performance of the Tasks in this table, are included in the prices in the "Cost" column.

|     | Standard Processing Costs<br>Tasks   | Task Description  | Cost<br>Factor | Cost    | Volume Discounts/<br>Tiers                                       | Contractor's<br>Comments |
|-----|--------------------------------------|---|----------------|---------|--|--------------------------|
| 1.1 | Records Imaging Services—<br>Onsite  | Cost of onsite standard imaging services, scanning, or otherwise developing digital images from non-digital sources (imaging) for judicial branch entity (JBE) records. Digital files delivered to the Participating Entity shall be compatible with the Participating Entity's case management system (CMS), document management system (DMS), or other digital storage repository, and include an associated index of metadata for import and retrieval purposes. | Per image      | \$ 0.08 | 5 million images - 5% discount; 10 million images - 10% discount |                          |
| 1.2 | Records Imaging Services—<br>Offsite | Cost of offsite standard imaging services for JBE documents. Digital files delivered to the Participating Entity shall be compatible with its CMS, DMS, or other digital storage repository, and include an associated index of metadata for import and retrieval purposes.   | Per image      | \$0.048 | 5 million images - 5% discount; 10 million images - 10% discount |                          |

Digitizing Judicial Branch Records  
Altec Systems Inc. dba SoftFile  
MA-202007

|     |  |  |                    |             |  |   |
|-----|--|--|--------------------|-------------|--|---|
| 1.3 | Records Imaging Services excluding indexing—Onsite   | Cost of onsite standard imaging services, scanning, or otherwise developing digital images from non-digital sources (imaging) for JBE records. Digital files delivered to the Participating Entity shall be compatible with the Participating Entity's CMS, DMS, or other digital storage repository, not including an associated index of metadata for import and retrieval purposes. | Per image          | \$ 0.06     | 5 million images - 5% discount; 10 million images - 10% discount |   |
| 1.4 | Records Imaging Services excluding indexing—Offsite  | Cost of offsite standard imaging services for JBE documents. Digital files delivered to the Participating Entity shall be compatible with the Participating Entity's CMS, DMS, or other digital storage repository, not including an associated index of metadata for import and retrieval purposes.   | Per image          | \$0.038     | 5 million images - 5% discount; 10 million images - 10% discount |   |
|     | <b>Cost for Additional Tasks: if not included in the standard scanning and digitizing cost, above:</b> | <b>Task Description</b>  | <b>Cost Factor</b> | <b>Cost</b> | <b>Volume Discounts/ Tiers</b>                                   | <b>Contractor's Comments</b>  |
| 2.1 | Pickup of records from site—palletized   | Cost to pick up palletized, labeled, and indexed bankers boxes containing records for imaging from JBE-designated location.  | Per pallet         | \$75.00     |  | minimum pickup charge: 0 - 100 miles from facility: \$250 ; 101- 300 miles: \$500 ; over 301 miles: \$750 |
| 2.2 | Pickup of records from site—boxed  | Cost to pick up labeled and indexed bankers boxes from the JBE storage location.   | Per box            | \$ 4.00     |  | minimum pickup charge: 0 - 100 miles from facility: \$250 ; 101- 300 miles: \$500 ; over 301 miles: \$750 |

Digitizing Judicial Branch Records  
Altee Systems Inc. dba SoftFile  
MA-202007

|      |  |  |                   |         |  |  |
|------|--|--|-------------------|---------|--|--|
| 2.3  | Pre-pickup preparation                             | Cost to perform pre-production preparation and packing of documents for imaging for transfer to the vendor's work site (includes indexing the files being packed).   | Per hour          | \$40.00 |  |  |
| 2.4  | Document preparation                               | Prepare documents for scanning and digitizing by removing staples and other bindings, and by inspecting and repairing pages as needed.   | Per hour          | \$21.00 |  |  |
| 2.5  | Store and maintain records during production phase | Cost to store and maintain files in a climate-controlled, secure storage space with fire and burglar alarm protections until the JBE has reviewed the imaged and digitized documents for quality control purposes. | Per box per month | \$ 1.00 |  | First 90 days after delivery - no charge                           |
| 2.6  | Records destructions post delivery                 | Cost to destroy documents (e.g., shredding) at the vendor's location.  | Per box           | \$ 5.00 |  |  |
| 2.7  | Special handling                                   | Cost of imaging fragile documents or other categories of documents that require special processing.  | Per image         | \$0.00  |  |  |
| 2.8  | Unique sizes or document types                     | Cost for imaging documents of a unique size or shape, or otherwise not susceptible to being scanned.   | Per image         | \$0.00  |  |  |
| 2.9  | Confidential records                               | Cost for imaging confidential records.   | Per image         | \$0.00  |  |  |
| 2.10 | Pocket and file folders                            | Cost for imaging pocket file folders and file folders with printing on the front and/or back or on the inside and/or outside.  | Per image         | \$0.00  |  |  |
| 2.11 | Fingerprint cards                                  | Cost for digitizing Fingerprint Forms  | Per image         | \$ 0.35 |  | Scanned at 600 DPI. No Charge if scanned as part of the paper file |

|   |                                 |   |   |         |  |  |
|---|---------------------------------|---|---|---------|--|--|
| 2.12  | OCR                             | Cost for performing optical character recognition (OCR) on the applicable record being imaged so that the digitized file can be electronically edited within a JBE's CMS, DMS, or other digital storage repository. | Per image   | \$0.008 | 5 million images - 5% discount; 10 million images - 10% discount |  |
| 2.13  | Color Imaging                   | Cost of imaging records in color.   | Per image   | \$0.00  |  |  |
| 2.15  | Microfiche                      | Cost to image microfiche.   | Per jacket  | \$ 4.00 |  |  |
| 2.16  | Microfilm                       | Cost to image microfilm.  | Per roll  | \$25.00 |  |  |
| 2.17  | Bound books                     | Cost to image books bound.  | Per page  | \$ 0.60 |  |  |
| 2.18  | Unbound books                   | Cost to image books unbound.  | Per page  | \$ 0.25 |  |  |
| 2.19  | Storage medium other than paper | Cost to image non-paper records.  | Per image   | \$ 0.10 |  |  |
| 2.20  | Empty boxes                     | Return empty boxes to JBE for reuse.  | Fee   | \$ 0.00 |  | No charge if at time of pickup. \$2.00 per box if delivery does not include a pickup |
| 2.21  | Indexing—Onsite                 | Include an associated index of metadata for import and retrieval purposes   | Per discrete metadata field per document <sup>(1)</sup> | \$ 0.15 | .15 per field; number of images per document is unlimited        |  |
| 2.22  | Indexing—Offsite                | Include an associated index of metadata for import and retrieval purposes   | Per discrete metadata field per document <sup>(1)</sup> | \$ 0.10 | .10 per field; number of images per document is unlimited        |  |
| <p>(1) For example, if the JBE requires 3 metadata fields for indexing: casenumber.firstname.lastname then the cost for indexing 5 documents would be: Cost * 3 * 5</p> |                                 |   |   |         |  |  |

## 2. Payment Terms.

**A. Invoice Procedures.** After the Participating Entity has accepted Tasks and Work, Contractor will send one original and two copies of a correct, itemized invoice for the accepted Tasks and Work to "Accounts Payable," at the address indicated in the applicable Participating Addendum. Invoices shall reference the Agreement and Participating Addendum Numbers as applicable.



Submitted invoices are to be in accordance with Exhibit 5 (Acceptance and Sign-Off Form).

Invoices are to be submitted in arrears for the services provided and within thirty (30) days of the accepted Work. Billing shall cover services not previously invoiced. JBEs will not pay in advance for (i) services, Deliverables, or Work.

**B. Invoice Submittals.** Invoices must be submitted by mail to the location specified by the Participating Entity (unless the Participating Entity specifies another delivery method, e.g. electronic delivery).

**C. Invoice Instructions.** Contractor will print each invoice on Contractor's standard printed bill form, and each invoice will include at least (i) the Agreement number, (ii) a unique invoice number, (iii) Contractor's name and address, (iv) the nature of the invoiced charge, (v) the total invoiced amount, and (vi) all other details the Participating Entity considers reasonably necessary to permit the Participating Entity to evaluate the Tasks performed and the Work delivered, including the number of hours worked and the applicable hourly rate. If requested, Contractor will promptly correct any inaccuracy and resubmit the invoice.

**D. Invoice Details.** Contractor will submit invoices to the Participating Entity. Each invoice will have a number and will include the following information:

- a) Agreement and/or Participating Addendum number;
- b) Task request date, if applicable;
- c) detailed description of Task(s), including the following information:
  - i. location where Task(s) were performed;
  - ii. description of Task(s) performed;
- d) hours billed;
- e) hourly billing rate;
- f) list of Materials used, with pricing;
- g) date of Task completion;
- h) name and address of contractor;
- i) Contractor's federal taxpayer identification number.

Contractor will include all back up documentation and receipts for material costs, associated with each invoice.

**E. Required Certification.** Contractor must include with any request for reimbursement from the Participating Entity a certification that Contractor is not seeking reimbursement for costs incurred to assist, promote, or deter union organizing. If Contractor incurs costs or makes expenditures to assist, promote or deter union organizing, Contractor will maintain records sufficient to show that no reimbursement from the Participating Entity was sought for these costs, and Contractor will provide those records to the Attorney General upon request.

Digitizing Judicial Branch Records  
Altec Systems Inc. dba SoftFile  
MA-202007

**F. Method of Payment.** Unless determined to be otherwise by the Participating Entity, the method of payment to the Contractor will be monthly in arrears, upon submission of a valid invoice as set forth in subsections A through E in this Section 2.

*END OF EXHIBIT 6*

## APPLICATION FOR TCTF FUNDS HELD ON BEHALF OF THE COURT

Please check the type of request:

☒ **NEW REQUEST** *(Complete Section I, III, and IV only.)*☐ **AMENDED REQUEST** *(Complete Sections I through IV.)***SECTION I: GENERAL INFORMATION****SUPERIOR COURT:**

Glenn

**PERSON AUTHORIZING REQUEST** *(Presiding Judge or Court Executive Officer):*

Diana Baca, CEO

**CONTACT PERSON AND CONTACT INFO:**

Jeremy Benjamin, jbenjamin@glenncourt.ca.gov

**DATE OF SUBMISSION:**

9/14/2022

**TIME PERIOD COVERED BY THE  
REQUEST, INCLUDING CONTRIBUTION  
AND EXPENDITURE:  
FY2021-22 THROUGH FY 22-23**
**REQUESTED AMOUNT:****\$111,000**
**REASON FOR REQUEST** *(Please briefly summarize the purpose for this request, including a brief description of the project/proposal. Use attachments if additional space is needed.):*

The Glenn County Courthouse is nearing the completion of a long-term renovation and construction project with an anticipated completion date of February 21, 2023. We are currently operating in three locations. Once the courthouse project is complete, we will consolidate all three locations into one.

During this multi-year construction project, the court needed to utilize additional off-site storage to house all criminal, civil, family law and probate records. In preparation for the move back into the new courthouse, and in support of the trend for courts to go paperless, the court is submitting this application for Funds Held on Behalf to be used for this digitization project.

Late in FY 2021-22, the court commenced a multi-year digitization project utilizing the proceeds from the 2021-22 Modernization Grant. The court recently enlisted our digitization service provider to assist with a study that would give us an estimate of the cost to complete the digitization of all of our files. This estimate came out to \$585,045.54. Although we have received \$165,280 from the 2021-22 Modernization Grant allocation and have applied for the next round of Modernization funding, it is likely that even with these two resources, successful completion of this project will rely upon additional fiscal resources.

With approval of this application, the court will be able to continue efforts to complete the digitization of all archived records as well as any newly filed documents. This project will assist in timely and accurate access to case records while staff remain in separate temporary locations, as well as reducing the physical storage and relocation resources necessary prior to the anticipated move back into the new centralized single courthouse in February 2023.

**SECTION II: AMENDED REQUEST CHANGES****A. Identify sections and answers amended.****B. Provide a summary of the changes to the request.****SECTION III: TRIAL COURT OPERATIONS AND ACCESS TO JUSTICE**

**A. Explain why the request does not fit within the court's annual operational budget process and the three-year encumbrance term.**

The court's FY 2022-23 proposed budget includes lease expenditures for the court storage unit and reimbursable lease expenditures for one location but does not include the amount requested through the 2022-23 Modernization Grant as it has not been awarded to date.

While these proposed Funds Held on Behalf will not be sufficient to complete the effort, it will go a long way toward mitigating the sheer number of boxes to be moved into the new courthouse. It will also reduce the need to accommodate storage within the new courthouse for these files while awaiting digitization.

**APPLICATION FOR TCTF FUNDS HELD ON BEHALF OF THE COURT (Continued)**

**SECTION III (continued): TRIAL COURT OPERATIONS AND ACCESS TO JUSTICE**

**B. How will the request enhance the efficiency and/or effectiveness of court operations, and/or increase the availability of court services and programs?**

The digitization project will significantly enhance efficiency in timely access to records and decreased staff travel time, especially during the court construction period of occupying three separate locations. The ability to access records from all locations in real-time, will increase the overall speed and efficiency of court services.

**C. If a cost efficiency, please provide cost comparison (table template provided).**

**D. Describe the consequences to the court's operations if the court request is not approved.**

The court realized an unanticipated fund balance due to position vacancies. If this request is not approved, the court would be unable to utilize unspent fund balance from FY2021-22 towards the digitization project. Court efficiency, and preparation for the move back into the courthouse will be negatively impacted.

**E. Describe the consequences to the public and access to justice if the court request is not approved.**

To the degree records were not accessible through the digitization project, there would be a potential impact to the public of the continued coordination of physical records between three separate court locations throughout the county.

**F. What alternatives has the court identified if the request is not approved, and why is holding funding in the TCTF the preferred alternative?**

Holding funds in the TCTF is the preferred option at this time in order to utilize unspent fund balance from FY2021-22 and support timely access to justice.

**SECTION IV: FINANCIAL INFORMATION**

Please provide the following (*table template provided for each*):

- A. Three-year history of year-end fund balances, revenues, and expenditures
- B. Current detailed budget projections for the fiscal years the trial court would either be contributing to or receiving distributions from the TCTF fund balance held on the court's behalf
- C. Identification of all costs, by category and amount, needed to fully implement the project
- D. A specific funding and expenditure schedule identifying the amounts to be contributed and expended, by fiscal year

If a cost efficiency, please provide cost comparison

| Status Quo            |  | Select Fiscal Year ▼ | Select Fiscal Year ▼ | Select Fiscal Year ▼ | Select Fiscal Year ▼ |
|-----------------------|--|----------------------|----------------------|----------------------|----------------------|
| GL Account            | Description  | Amount               | Amount               | Amount               | Amount               |
| N/A                   | Dedicated Revenue Stream (if applicable)               |                      |                      |                      |                      |
|                       |  |                      |                      |                      |                      |
| 900000                | Salaries   |                      |                      |                      |                      |
| 910000                | Staff Benefits   |                      |                      |                      |                      |
| 920001                | General Expense  |                      |                      |                      |                      |
| 924000                | Printing   |                      |                      |                      |                      |
| 925000                | Telecommunications                                     |                      |                      |                      |                      |
| 926000                | Postage  |                      |                      |                      |                      |
| 928000                | Insurance  |                      |                      |                      |                      |
| 929000                | Travel in State  |                      |                      |                      |                      |
| 931000                | Travel Out of State                                    |                      |                      |                      |                      |
| 933000                | Training   |                      |                      |                      |                      |
| 934000                | Security   |                      |                      |                      |                      |
| 935000                | Facilities Operations                                  |                      |                      |                      |                      |
| 936000                | Utilities  |                      |                      |                      |                      |
| 938000                | Contracted Services                                    |                      |                      |                      |                      |
| 940000                | Consulting and Professional Services - County Provided |                      |                      |                      |                      |
| 943000                | Information Technology (IT)                            |                      |                      |                      |                      |
| 945000                | Major Equipment  |                      |                      |                      |                      |
| 950000                | Other Items of Expense                                 |                      |                      |                      |                      |
| 972000                | Other  |                      |                      |                      |                      |
| 973000                | Debt Service   |                      |                      |                      |                      |
| 983000                | Court Construction                                     |                      |                      |                      |                      |
| 990000                | Distributed Administration & Allocation                |                      |                      |                      |                      |
| Net Revenue (Expense) |  | -                    | -                    | -                    | -                    |

| Proposed Project      |  |        |        |        |        |
|-----------------------|--|--------|--------|--------|--------|
| GL Account            | Description  | Amount | Amount | Amount | Amount |
| N/A                   | Dedicated Revenue Stream (if applicable)               |        |        |        |        |
|                       |  |        |        |        |        |
| 900000                | Salaries   |        |        |        |        |
| 910000                | Staff Benefits   |        |        |        |        |
| 920001                | General Expense  |        |        |        |        |
| 924000                | Printing   |        |        |        |        |
| 925000                | Telecommunications                                     |        |        |        |        |
| 926000                | Postage  |        |        |        |        |
| 928000                | Insurance  |        |        |        |        |
| 929000                | Travel in State  |        |        |        |        |
| 931000                | Travel Out of State                                    |        |        |        |        |
| 933000                | Training   |        |        |        |        |
| 934000                | Security   |        |        |        |        |
| 935000                | Facilities Operations                                  |        |        |        |        |
| 936000                | Utilities  |        |        |        |        |
| 938000                | Contracted Services                                    |        |        |        |        |
| 940000                | Consulting and Professional Services - County Provided |        |        |        |        |
| 943000                | Information Technology (IT)                            |        |        |        |        |
| 945000                | Major Equipment  |        |        |        |        |
| 950000                | Other Items of Expense                                 |        |        |        |        |
| 972000                | Other  |        |        |        |        |
| 973000                | Debt Service   |        |        |        |        |
| 983000                | Court Construction                                     |        |        |        |        |
| 990000                | Distributed Administration & Allocation                |        |        |        |        |
| Net Revenue (Expense) |  | -      | -      | -      | -      |

|                         |   |   |  |   |
|-------------------------|---|---|--|---|
| Cumulative Cost Savings | - | - |  | - |
|-------------------------|---|---|--|---|

If a cost efficiency, please provide cost comparison

| Status Quo                   |  | Select Fiscal Year ▼ | Select Fiscal Year ▼ | Select Fiscal Year ▼ |
|------------------------------|--|----------------------|----------------------|----------------------|
| GL Account                   | Description  | Amount               | Amount               | Amount               |
| N/A                          | Dedicated Revenue Stream (if applicable)               |                      |                      |                      |
|                              |  |                      |                      |                      |
| 900000                       | Salaries   |                      |                      |                      |
| 910000                       | Staff Benefits   |                      |                      |                      |
| 920001                       | General Expense  |                      |                      |                      |
| 924000                       | Printing   |                      |                      |                      |
| 925000                       | Telecommunications                                     |                      |                      |                      |
| 926000                       | Postage  |                      |                      |                      |
| 928000                       | Insurance  |                      |                      |                      |
| 929000                       | Travel in State  |                      |                      |                      |
| 931000                       | Travel Out of State                                    |                      |                      |                      |
| 933000                       | Training   |                      |                      |                      |
| 934000                       | Security   |                      |                      |                      |
| 935000                       | Facilities Operations                                  |                      |                      |                      |
| 936000                       | Utilities  |                      |                      |                      |
| 938000                       | Contracted Services                                    |                      |                      |                      |
|                              | Consulting and Professional Services - County Provided |                      |                      |                      |
| 940000                       |  |                      |                      |                      |
| 943000                       | Information Technology (IT)                            |                      |                      |                      |
| 945000                       | Major Equipment  |                      |                      |                      |
| 950000                       | Other Items of Expense                                 |                      |                      |                      |
| 972000                       | Other  |                      |                      |                      |
| 973000                       | Debt Service   |                      |                      |                      |
| 983000                       | Court Construction                                     |                      |                      |                      |
| 990000                       | Distributed Administration & Allocation                |                      |                      |                      |
| <b>Net Revenue (Expense)</b> |  | -                    | -                    | -                    |

| Proposed Project             |  |        |        |        |
|------------------------------|--|--------|--------|--------|
| GL Account                   | Description  | Amount | Amount | Amount |
| N/A                          | Dedicated Revenue Stream (if applicable)               |        |        |        |
|                              |  |        |        |        |
| 900000                       | Salaries   |        |        |        |
| 910000                       | Staff Benefits   |        |        |        |
| 920001                       | General Expense  |        |        |        |
| 924000                       | Printing   |        |        |        |
| 925000                       | Telecommunications                                     |        |        |        |
| 926000                       | Postage  |        |        |        |
| 928000                       | Insurance  |        |        |        |
| 929000                       | Travel in State  |        |        |        |
| 931000                       | Travel Out of State                                    |        |        |        |
| 933000                       | Training   |        |        |        |
| 934000                       | Security   |        |        |        |
| 935000                       | Facilities Operations                                  |        |        |        |
| 936000                       | Utilities  |        |        |        |
| 938000                       | Contracted Services                                    |        |        |        |
|                              | Consulting and Professional Services - County Provided |        |        |        |
| 940000                       |  |        |        |        |
| 943000                       | Information Technology (IT)                            |        |        |        |
| 945000                       | Major Equipment  |        |        |        |
| 950000                       | Other Items of Expense                                 |        |        |        |
| 972000                       | Other  |        |        |        |
| 973000                       | Debt Service   |        |        |        |
| 983000                       | Court Construction                                     |        |        |        |
| 990000                       | Distributed Administration & Allocation                |        |        |        |
| <b>Net Revenue (Expense)</b> |  | -      | -      | -      |

|                                |   |  |  |
|--------------------------------|---|--|--|
| <b>Cumulative Cost Savings</b> | - |  |  |
|--------------------------------|---|--|--|

## Prior three-year history of year-end fund balances, revenues, and expenditures

| FY 2019-20 ▼                 | FUNDS          |                              |                          |                  |              |             |           |                  |
|------------------------------|----------------|------------------------------|--------------------------|------------------|--------------|-------------|-----------|------------------|
| Description                  | General        | Special Revenue<br>Non-Grant | Special Revenue<br>Grant | Capital Projects | Debt Service | Proprietary | Fiduciary | TOTAL            |
| <b>Beginning Balance</b>     | <b>65,981</b>  | <b>80,607</b>                |                          |                  |              |             |           | <b>146,588</b>   |
| Revenues                     | 2,734,961      | 292,698                      | 154,640                  | 132,509          |              |             |           | <b>3,314,808</b> |
| Expenditures                 | 2,597,247      | 327,085                      | 180,053                  | 132,509          |              |             |           | <b>3,236,894</b> |
| Operating Transfers In (Out) | (82,576)       | 57,163                       | 25,413                   |                  |              |             |           | -                |
| <b>Ending Fund Balance</b>   | <b>121,119</b> | <b>103,383</b>               | -                        | -                | -            | -           | -         | <b>224,502</b>   |

| FY 2020-21 ▼                 | FUNDS          |                              |                          |                  |              |             |           |                  |
|------------------------------|----------------|------------------------------|--------------------------|------------------|--------------|-------------|-----------|------------------|
| Description                  | General        | Special Revenue<br>Non-Grant | Special Revenue<br>Grant | Capital Projects | Debt Service | Proprietary | Fiduciary | TOTAL            |
| <b>Beginning Balance</b>     | <b>121,030</b> | <b>103,382</b>               |                          |                  |              |             |           | <b>224,412</b>   |
| Revenues                     | 2,872,387      | 325,552                      | 171,824                  | 125,892          |              |             |           | <b>3,495,655</b> |
| Expenditures                 | 2,797,818      | 305,706                      | 172,871                  | 125,892          |              |             |           | <b>3,402,287</b> |
| Operating Transfers In (Out) | (1,047)        |                              | 1,047                    |                  |              |             |           | -                |
| <b>Ending Fund Balance</b>   | <b>194,552</b> | <b>123,228</b>               | -                        | -                | -            | -           | -         | <b>317,780</b>   |

| FY 2021-22 ▼                 | FUNDS          |                              |                          |                  |              |             |           |                  |
|------------------------------|----------------|------------------------------|--------------------------|------------------|--------------|-------------|-----------|------------------|
| Description                  | General        | Special Revenue<br>Non-Grant | Special Revenue<br>Grant | Capital Projects | Debt Service | Proprietary | Fiduciary | TOTAL            |
| <b>Beginning Balance</b>     | <b>194,552</b> | <b>123,228</b>               |                          |                  |              |             |           | <b>317,780</b>   |
| Revenues                     | 3,041,434      | 413,823                      | 270,947                  | 119,933          |              |             |           | <b>3,846,137</b> |
| Expenditures                 | 2,833,005      | 395,003                      | 305,417                  | 119,933          |              |             |           | <b>3,653,358</b> |
| Operating Transfers In (Out) | (34,470)       | -                            | 34,470                   |                  |              |             |           | -                |
| <b>Ending Fund Balance</b>   | <b>368,511</b> | <b>142,048</b>               | -                        | -                | -            | -           | -         | <b>510,559</b>   |



Current detailed budget projections for the fiscal years the trial court would either be contributing to or receiving distributions from the TCTF fund balance held on the cc

|   | FY 2021-22       | FUNDS                        |                          |                  |              |             |           |                  |
|---|------------------|------------------------------|--------------------------|------------------|--------------|-------------|-----------|------------------|
| Description   | General          | Special Revenue<br>Non-Grant | Special Revenue<br>Grant | Capital Projects | Debt Service | Proprietary | Fiduciary | TOTAL            |
| <b>REVENUES</b>   |                  |                              |                          |                  |              |             |           |                  |
| State Financing Sources                                   | 2,630,088        | 413,283                      | 270,948                  | 119,933          |              |             |           | 3,434,252        |
| Grants  | 378,583          |                              |                          |                  |              |             |           | 378,583          |
| Other Financing Sources                                   | 32,763           |                              |                          |                  |              |             |           | 32,763           |
| <b>TOTAL REVENUES</b>                                     | <b>3,041,434</b> | <b>413,283</b>               | <b>270,948</b>           | <b>119,933</b>   | -            | -           | -         | <b>3,845,598</b> |
| <b>EXPENDITURES</b>                                       |                  |                              |                          |                  |              |             |           |                  |
| Salaries  | 924,742          | 188,506                      | 17,113                   |                  |              |             |           | 1,130,361        |
| Staff Benefits  | 1,113,079        | 112,283                      | 3,403                    |                  |              |             |           | 1,228,765        |
| General Expense   | 117,285          | 9,298                        | 74                       |                  |              |             |           | 126,657          |
| Printing  | 12,465           |                              |                          |                  |              |             |           | 12,465           |
| Telecommunications  | 33,412           | 2,986                        | 58                       |                  |              |             |           | 36,456           |
| Postage   | 2,614            | 518                          |                          |                  |              |             |           | 3,132            |
| Insurance   | 1,837            |                              |                          |                  |              |             |           | 1,837            |
| Travel in State   | 6,483            |                              |                          |                  |              |             |           | 6,483            |
| Travel Out of State                                       | -                |                              |                          |                  |              |             |           | -                |
| Training  | 426              |                              |                          |                  |              |             |           | 426              |
| Security  | 2,874            | 570                          |                          |                  |              |             |           | 3,444            |
| Facilities Operations                                     | 7,341            |                              |                          | 119,933          |              |             |           | 127,274          |
| Utilities   | 16,602           |                              |                          |                  |              |             |           | 16,602           |
| Contracted Services                                       | 486,733          | 1,728                        | 138,204                  |                  |              |             |           | 626,665          |
| Consulting and Professional Services<br>- County Provided | 3,330            |                              | 122,692                  |                  |              |             |           | 126,022          |
| Information Technology (IT)                               | 153,285          | 18,951                       | 20,612                   |                  |              |             |           | 192,848          |
| Major Equipment   | -                |                              |                          |                  |              |             |           | -                |
| Other Items of Expense                                    | 1,305            |                              |                          |                  |              |             |           | 1,305            |
| Juror Costs   | 6,874            |                              |                          |                  |              |             |           | 6,874            |
| Other   | -                |                              |                          |                  |              |             |           | -                |
| Debt Service  | -                |                              |                          |                  |              |             |           | -                |
| Court Construction  | -                |                              |                          |                  |              |             |           | -                |
| Distributed Administration &<br>Allocation                | (63,406)         | 60,143                       | 3,262                    |                  |              |             |           | (1)              |
| Prior Year Expense Adjustment                             | 5,722            | 20                           |                          |                  |              |             |           | 5,742            |
| <b>TOTAL EXPENDITURES</b>                                 | <b>2,833,003</b> | <b>395,003</b>               | <b>305,418</b>           | <b>119,933</b>   | -            | -           | -         | <b>3,653,357</b> |
| Operating Transfers In (Out)                              | (34,470)         |                              | 34,470                   |                  |              |             |           | -                |
| <b>Fund Balance (Deficit)</b>                             |                  |                              |                          |                  |              |             |           |                  |
| <b>Beginning Balance (Deficit)</b>                        | <b>194,552</b>   | <b>123,228</b>               |                          |                  |              |             |           | <b>317,780</b>   |
| <b>Ending Balance (Deficit)</b>                           | <b>368,513</b>   | <b>141,508</b>               | -                        | -                | -            | -           | -         | <b>510,021</b>   |

|  | FY 2022-23 |                           | FUNDS                 |                  |              |             |           |           |
|--|------------|---------------------------|-----------------------|------------------|--------------|-------------|-----------|-----------|
| Description  | General    | Special Revenue Non-Grant | Special Revenue Grant | Capital Projects | Debt Service | Proprietary | Fiduciary | TOTAL     |
| REVENUES   |            |                           |                       |                  |              |             |           |           |
| State Financing Sources                                | 2,630,088  | 413,283                   | 270,948               | 119,933          |              |             |           | 3,434,252 |
| Grants   | 378,583    |                           |                       |                  |              |             |           | 378,583   |
| Other Financing Sources                                | -          |                           |                       |                  |              |             |           | -         |
| TOTAL REVENUES   | 3,008,671  | 413,283                   | 270,948               | 119,933          | -            | -           | -         | 3,812,835 |
| EXPENDITURES   |            |                           |                       |                  |              |             |           |           |
| Salaries   | 1,094,790  | 200,000                   | 17,113                |                  |              |             |           | 1,311,903 |
| Staff Benefits   | 1,150,000  | 125,000                   | 3,403                 |                  |              |             |           | 1,278,403 |
| General Expense  | 117,285    | 9,298                     | 74                    |                  |              |             |           | 126,657   |
| Printing   | 12,465     |                           |                       |                  |              |             |           | 12,465    |
| Telecommunications                                     | 33,412     | 2,986                     | 58                    |                  |              |             |           | 36,456    |
| Postage  | 2,614      | 518                       |                       |                  |              |             |           | 3,132     |
| Insurance  | 1,837      |                           |                       |                  |              |             |           | 1,837     |
| Travel in State  | 6,483      |                           |                       |                  |              |             |           | 6,483     |
| Travel Out of State                                    | -          |                           |                       |                  |              |             |           | -         |
| Training   | 426        |                           |                       |                  |              |             |           | 426       |
| Security   | 2,874      | 570                       |                       |                  |              |             |           | 3,444     |
| Facilities Operations                                  | 7,341      |                           |                       | 119,933          |              |             |           | 127,274   |
| Utilities  | 16,602     |                           |                       |                  |              |             |           | 16,602    |
| Contracted Services                                    | 486,733    | 1,728                     | 138,204               |                  |              |             |           | 626,665   |
| Consulting and Professional Services - County Provided | 3,330      |                           | 122,692               |                  |              |             |           | 126,022   |
| Information Technology (IT)                            | 153,285    | 18,951                    | 20,612                |                  |              |             |           | 192,848   |
| Major Equipment  | -          |                           |                       |                  |              |             |           | -         |
| Other Items of Expense                                 | 1,305      |                           |                       |                  |              |             |           | 1,305     |
| Juror Costs  | 6,874      |                           |                       |                  |              |             |           | 6,874     |
| Other  | -          |                           |                       |                  |              |             |           | -         |
| Debt Service   | -          |                           |                       |                  |              |             |           | -         |
| Court Construction                                     | -          |                           |                       |                  |              |             |           | -         |
| Distributed Administration & Allocation                | (63,406)   | 60,143                    | 3,262                 |                  |              |             |           | (1)       |
| Prior Year Expense Adjustment                          |            |                           |                       |                  |              |             |           | -         |
| TOTAL EXPENDITURES                                     | 3,034,250  | 419,194                   | 305,418               | 119,933          | -            | -           | -         | 3,878,795 |
| Operating Transfers In (Out)                           | (34,470)   |                           | 34,470                |                  |              |             |           | -         |
| Fund Balance (Deficit)                                 |            |                           |                       |                  |              |             |           |           |
| Beginning Balance (Deficit)                            | 368,513    | 141,508                   | -                     | -                | -            | -           | -         | 510,021   |
| Ending Balance (Deficit)                               | 308,464    | 135,597                   | -                     | -                | -            | -           | -         | 444,061   |

## Current detailed budget projection:

|   | Select Fiscal Year | FUNDS                        |                          |                  |              |             |           |         |
|---|--------------------|------------------------------|--------------------------|------------------|--------------|-------------|-----------|---------|
| Description   | General            | Special Revenue<br>Non-Grant | Special Revenue<br>Grant | Capital Projects | Debt Service | Proprietary | Fiduciary | TOTAL   |
| <b>REVENUES</b>   |                    |                              |                          |                  |              |             |           |         |
| State Financing Sources                                   |                    |                              |                          |                  |              |             |           | -       |
| Grants  |                    |                              |                          |                  |              |             |           | -       |
| Other Financing Sources                                   |                    |                              |                          |                  |              |             |           | -       |
| <b>TOTAL REVENUES</b>                                     | -                  | -                            | -                        | -                | -            | -           | -         | -       |
| <b>EXPENDITURES</b>                                       |                    |                              |                          |                  |              |             |           |         |
| Salaries  |                    |                              |                          |                  |              |             |           | -       |
| Staff Benefits  |                    |                              |                          |                  |              |             |           | -       |
| General Expense   |                    |                              |                          |                  |              |             |           | -       |
| Printing  |                    |                              |                          |                  |              |             |           | -       |
| Telecommunications  |                    |                              |                          |                  |              |             |           | -       |
| Postage   |                    |                              |                          |                  |              |             |           | -       |
| Insurance   |                    |                              |                          |                  |              |             |           | -       |
| Travel in State   |                    |                              |                          |                  |              |             |           | -       |
| Travel Out of State                                       |                    |                              |                          |                  |              |             |           | -       |
| Training  |                    |                              |                          |                  |              |             |           | -       |
| Security  |                    |                              |                          |                  |              |             |           | -       |
| Facilities Operations                                     |                    |                              |                          |                  |              |             |           | -       |
| Utilities   |                    |                              |                          |                  |              |             |           | -       |
| Contracted Services                                       |                    |                              |                          |                  |              |             |           | -       |
| Consulting and Professional Services<br>- County Provided |                    |                              |                          |                  |              |             |           | -       |
| Information Technology (IT)                               |                    |                              |                          |                  |              |             |           | -       |
| Major Equipment   |                    |                              |                          |                  |              |             |           | -       |
| Other Items of Expense                                    |                    |                              |                          |                  |              |             |           | -       |
| Juror Costs   |                    |                              |                          |                  |              |             |           | -       |
| Other   |                    |                              |                          |                  |              |             |           | -       |
| Debt Service  |                    |                              |                          |                  |              |             |           | -       |
| Court Construction  |                    |                              |                          |                  |              |             |           | -       |
| Distributed Administration &<br>Allocation                |                    |                              |                          |                  |              |             |           | -       |
| Prior Year Expense Adjustment                             |                    |                              |                          |                  |              |             |           | -       |
| <b>TOTAL EXPENDITURES</b>                                 | -                  | -                            | -                        | -                | -            | -           | -         | -       |
| Operating Transfers In (Out)                              |                    |                              |                          |                  |              |             |           | -       |
| <b>Fund Balance (Deficit)</b>                             |                    |                              |                          |                  |              |             |           |         |
| <b>Beginning Balance (Deficit)</b>                        | 308,464            | 135,597                      | -                        | -                | -            | -           | -         | 444,061 |
| <b>Ending Balance (Deficit)</b>                           | 308,464            | 135,597                      | -                        | -                | -            | -           | -         | 444,061 |

## Current detailed budget projection:

|   | Select Fiscal Year ▼ | FUNDS                        |                          |                  |              |             |           |         |
|---|----------------------|------------------------------|--------------------------|------------------|--------------|-------------|-----------|---------|
| Description   | General              | Special Revenue<br>Non-Grant | Special Revenue<br>Grant | Capital Projects | Debt Service | Proprietary | Fiduciary | TOTAL   |
| <b>REVENUES</b>   |                      |                              |                          |                  |              |             |           |         |
| State Financing Sources                                   |                      |                              |                          |                  |              |             |           | -       |
| Grants  |                      |                              |                          |                  |              |             |           | -       |
| Other Financing Sources                                   |                      |                              |                          |                  |              |             |           | -       |
| <b>TOTAL REVENUES</b>                                     | -                    | -                            | -                        | -                | -            | -           | -         | -       |
| <b>EXPENDITURES</b>                                       |                      |                              |                          |                  |              |             |           |         |
| Salaries  |                      |                              |                          |                  |              |             |           | -       |
| Staff Benefits  |                      |                              |                          |                  |              |             |           | -       |
| General Expense   |                      |                              |                          |                  |              |             |           | -       |
| Printing  |                      |                              |                          |                  |              |             |           | -       |
| Telecommunications  |                      |                              |                          |                  |              |             |           | -       |
| Postage   |                      |                              |                          |                  |              |             |           | -       |
| Insurance   |                      |                              |                          |                  |              |             |           | -       |
| Travel in State   |                      |                              |                          |                  |              |             |           | -       |
| Travel Out of State                                       |                      |                              |                          |                  |              |             |           | -       |
| Training  |                      |                              |                          |                  |              |             |           | -       |
| Security  |                      |                              |                          |                  |              |             |           | -       |
| Facilities Operations                                     |                      |                              |                          |                  |              |             |           | -       |
| Utilities   |                      |                              |                          |                  |              |             |           | -       |
| Contracted Services                                       |                      |                              |                          |                  |              |             |           | -       |
| Consulting and Professional Services<br>- County Provided |                      |                              |                          |                  |              |             |           | -       |
| Information Technology (IT)                               |                      |                              |                          |                  |              |             |           | -       |
| Major Equipment   |                      |                              |                          |                  |              |             |           | -       |
| Other Items of Expense                                    |                      |                              |                          |                  |              |             |           | -       |
| Juror Costs   |                      |                              |                          |                  |              |             |           | -       |
| Other   |                      |                              |                          |                  |              |             |           | -       |
| Debt Service  |                      |                              |                          |                  |              |             |           | -       |
| Court Construction  |                      |                              |                          |                  |              |             |           | -       |
| Distributed Administration &<br>Allocation                |                      |                              |                          |                  |              |             |           | -       |
| Prior Year Expense Adjustment                             |                      |                              |                          |                  |              |             |           | -       |
| <b>TOTAL EXPENDITURES</b>                                 | -                    | -                            | -                        | -                | -            | -           | -         | -       |
| Operating Transfers In (Out)                              |                      |                              |                          |                  |              |             |           | -       |
| <b>Fund Balance (Deficit)</b>                             |                      |                              |                          |                  |              |             |           |         |
| <b>Beginning Balance (Deficit)</b>                        | 308,464              | 135,597                      | -                        | -                | -            | -           | -         | 444,061 |
| <b>Ending Balance (Deficit)</b>                           | 308,464              | 135,597                      | -                        | -                | -            | -           | -         | 444,061 |

## Current detailed budget projection:

|   | Select Fiscal Year ▼ | FUNDS                        |                          |                  |              |             |           |         |
|---|----------------------|------------------------------|--------------------------|------------------|--------------|-------------|-----------|---------|
| Description   | General              | Special Revenue<br>Non-Grant | Special Revenue<br>Grant | Capital Projects | Debt Service | Proprietary | Fiduciary | TOTAL   |
| <b>REVENUES</b>   |                      |                              |                          |                  |              |             |           |         |
| State Financing Sources                                   |                      |                              |                          |                  |              |             |           | -       |
| Grants  |                      |                              |                          |                  |              |             |           | -       |
| Other Financing Sources                                   |                      |                              |                          |                  |              |             |           | -       |
| <b>TOTAL REVENUES</b>                                     | -                    | -                            | -                        | -                | -            | -           | -         | -       |
| <b>EXPENDITURES</b>                                       |                      |                              |                          |                  |              |             |           |         |
| Salaries  |                      |                              |                          |                  |              |             |           | -       |
| Staff Benefits  |                      |                              |                          |                  |              |             |           | -       |
| General Expense   |                      |                              |                          |                  |              |             |           | -       |
| Printing  |                      |                              |                          |                  |              |             |           | -       |
| Telecommunications  |                      |                              |                          |                  |              |             |           | -       |
| Postage   |                      |                              |                          |                  |              |             |           | -       |
| Insurance   |                      |                              |                          |                  |              |             |           | -       |
| Travel in State   |                      |                              |                          |                  |              |             |           | -       |
| Travel Out of State                                       |                      |                              |                          |                  |              |             |           | -       |
| Training  |                      |                              |                          |                  |              |             |           | -       |
| Security  |                      |                              |                          |                  |              |             |           | -       |
| Facilities Operations                                     |                      |                              |                          |                  |              |             |           | -       |
| Utilities   |                      |                              |                          |                  |              |             |           | -       |
| Contracted Services                                       |                      |                              |                          |                  |              |             |           | -       |
| Consulting and Professional Services<br>- County Provided |                      |                              |                          |                  |              |             |           | -       |
| Information Technology (IT)                               |                      |                              |                          |                  |              |             |           | -       |
| Major Equipment   |                      |                              |                          |                  |              |             |           | -       |
| Other Items of Expense                                    |                      |                              |                          |                  |              |             |           | -       |
| Juror Costs   |                      |                              |                          |                  |              |             |           | -       |
| Other   |                      |                              |                          |                  |              |             |           | -       |
| Debt Service  |                      |                              |                          |                  |              |             |           | -       |
| Court Construction  |                      |                              |                          |                  |              |             |           | -       |
| Distributed Administration &<br>Allocation                |                      |                              |                          |                  |              |             |           | -       |
| Prior Year Expense Adjustment                             |                      |                              |                          |                  |              |             |           | -       |
| <b>TOTAL EXPENDITURES</b>                                 | -                    | -                            | -                        | -                | -            | -           | -         | -       |
| Operating Transfers In (Out)                              |                      |                              |                          |                  |              |             |           | -       |
| <b>Fund Balance (Deficit)</b>                             |                      |                              |                          |                  |              |             |           |         |
| <b>Beginning Balance (Deficit)</b>                        | 308,464              | 135,597                      | -                        | -                | -            | -           | -         | 444,061 |
| <b>Ending Balance (Deficit)</b>                           | 308,464              | 135,597                      | -                        | -                | -            | -           | -         | 444,061 |

## Current detailed budget projection:

|   | Select Fiscal Year ▼ | FUNDS                     |                       |                  |              |             |           |         |
|---|----------------------|---------------------------|-----------------------|------------------|--------------|-------------|-----------|---------|
| Description   | General              | Special Revenue Non-Grant | Special Revenue Grant | Capital Projects | Debt Service | Proprietary | Fiduciary | TOTAL   |
| <b>REVENUES</b>   |                      |                           |                       |                  |              |             |           |         |
| State Financing Sources                                   |                      |                           |                       |                  |              |             |           | -       |
| Grants  |                      |                           |                       |                  |              |             |           | -       |
| Other Financing Sources                                   |                      |                           |                       |                  |              |             |           | -       |
| <b>TOTAL REVENUES</b>                                     | -                    | -                         | -                     | -                | -            | -           | -         | -       |
| <b>EXPENDITURES</b>                                       |                      |                           |                       |                  |              |             |           |         |
| Salaries  |                      |                           |                       |                  |              |             |           | -       |
| Staff Benefits  |                      |                           |                       |                  |              |             |           | -       |
| General Expense   |                      |                           |                       |                  |              |             |           | -       |
| Printing  |                      |                           |                       |                  |              |             |           | -       |
| Telecommunications  |                      |                           |                       |                  |              |             |           | -       |
| Postage   |                      |                           |                       |                  |              |             |           | -       |
| Insurance   |                      |                           |                       |                  |              |             |           | -       |
| Travel in State   |                      |                           |                       |                  |              |             |           | -       |
| Travel Out of State                                       |                      |                           |                       |                  |              |             |           | -       |
| Training  |                      |                           |                       |                  |              |             |           | -       |
| Security  |                      |                           |                       |                  |              |             |           | -       |
| Facilities Operations                                     |                      |                           |                       |                  |              |             |           | -       |
| Utilities   |                      |                           |                       |                  |              |             |           | -       |
| Contracted Services                                       |                      |                           |                       |                  |              |             |           | -       |
| Consulting and Professional Services<br>- County Provided |                      |                           |                       |                  |              |             |           | -       |
| Information Technology (IT)                               |                      |                           |                       |                  |              |             |           | -       |
| Major Equipment   |                      |                           |                       |                  |              |             |           | -       |
| Other Items of Expense                                    |                      |                           |                       |                  |              |             |           | -       |
| Juror Costs   |                      |                           |                       |                  |              |             |           | -       |
| Other   |                      |                           |                       |                  |              |             |           | -       |
| Debt Service  |                      |                           |                       |                  |              |             |           | -       |
| Court Construction  |                      |                           |                       |                  |              |             |           | -       |
| Distributed Administration &<br>Allocation                |                      |                           |                       |                  |              |             |           | -       |
| Prior Year Expense Adjustment                             |                      |                           |                       |                  |              |             |           | -       |
| <b>TOTAL EXPENDITURES</b>                                 | -                    | -                         | -                     | -                | -            | -           | -         | -       |
| Operating Transfers In (Out)                              |                      |                           |                       |                  |              |             |           | -       |
| <b>Fund Balance (Deficit)</b>                             |                      |                           |                       |                  |              |             |           |         |
| <b>Beginning Balance (Deficit)</b>                        | 308,464              | 135,597                   | -                     | -                | -            | -           | -         | 444,061 |
| <b>Ending Balance (Deficit)</b>                           | 308,464              | 135,597                   | -                     | -                | -            | -           | -         | 444,061 |

## Current detailed budget projection:

|   | Select Fiscal Year ▼ | FUNDS                     |                       |                  |              |             |           |         |
|---|----------------------|---------------------------|-----------------------|------------------|--------------|-------------|-----------|---------|
| Description   | General              | Special Revenue Non-Grant | Special Revenue Grant | Capital Projects | Debt Service | Proprietary | Fiduciary | TOTAL   |
| <b>REVENUES</b>   |                      |                           |                       |                  |              |             |           |         |
| State Financing Sources                                   |                      |                           |                       |                  |              |             |           | -       |
| Grants  |                      |                           |                       |                  |              |             |           | -       |
| Other Financing Sources                                   |                      |                           |                       |                  |              |             |           | -       |
| <b>TOTAL REVENUES</b>                                     | -                    | -                         | -                     | -                | -            | -           | -         | -       |
| <b>EXPENDITURES</b>                                       |                      |                           |                       |                  |              |             |           |         |
| Salaries  |                      |                           |                       |                  |              |             |           | -       |
| Staff Benefits  |                      |                           |                       |                  |              |             |           | -       |
| General Expense   |                      |                           |                       |                  |              |             |           | -       |
| Printing  |                      |                           |                       |                  |              |             |           | -       |
| Telecommunications  |                      |                           |                       |                  |              |             |           | -       |
| Postage   |                      |                           |                       |                  |              |             |           | -       |
| Insurance   |                      |                           |                       |                  |              |             |           | -       |
| Travel in State   |                      |                           |                       |                  |              |             |           | -       |
| Travel Out of State                                       |                      |                           |                       |                  |              |             |           | -       |
| Training  |                      |                           |                       |                  |              |             |           | -       |
| Security  |                      |                           |                       |                  |              |             |           | -       |
| Facilities Operations                                     |                      |                           |                       |                  |              |             |           | -       |
| Utilities   |                      |                           |                       |                  |              |             |           | -       |
| Contracted Services                                       |                      |                           |                       |                  |              |             |           | -       |
| Consulting and Professional Services<br>- County Provided |                      |                           |                       |                  |              |             |           | -       |
| Information Technology (IT)                               |                      |                           |                       |                  |              |             |           | -       |
| Major Equipment   |                      |                           |                       |                  |              |             |           | -       |
| Other Items of Expense                                    |                      |                           |                       |                  |              |             |           | -       |
| Juror Costs   |                      |                           |                       |                  |              |             |           | -       |
| Other   |                      |                           |                       |                  |              |             |           | -       |
| Debt Service  |                      |                           |                       |                  |              |             |           | -       |
| Court Construction  |                      |                           |                       |                  |              |             |           | -       |
| Distributed Administration &<br>Allocation                |                      |                           |                       |                  |              |             |           | -       |
| Prior Year Expense Adjustment                             |                      |                           |                       |                  |              |             |           | -       |
| <b>TOTAL EXPENDITURES</b>                                 | -                    | -                         | -                     | -                | -            | -           | -         | -       |
| Operating Transfers In (Out)                              |                      |                           |                       |                  |              |             |           | -       |
| <b>Fund Balance (Deficit)</b>                             |                      |                           |                       |                  |              |             |           |         |
| <b>Beginning Balance (Deficit)</b>                        | 308,464              | 135,597                   | -                     | -                | -            | -           | -         | 444,061 |
| <b>Ending Balance (Deficit)</b>                           | 308,464              | 135,597                   | -                     | -                | -            | -           | -         | 444,061 |

## Current detailed budget projection:

|   | Select Fiscal Year | FUNDS                        |                          |                  |              |             |           |         |
|---|--------------------|------------------------------|--------------------------|------------------|--------------|-------------|-----------|---------|
| Description   | General            | Special Revenue<br>Non-Grant | Special Revenue<br>Grant | Capital Projects | Debt Service | Proprietary | Fiduciary | TOTAL   |
| <b>REVENUES</b>   |                    |                              |                          |                  |              |             |           |         |
| State Financing Sources                                   |                    |                              |                          |                  |              |             |           | -       |
| Grants  |                    |                              |                          |                  |              |             |           | -       |
| Other Financing Sources                                   |                    |                              |                          |                  |              |             |           | -       |
| <b>TOTAL REVENUES</b>                                     | -                  | -                            | -                        | -                | -            | -           | -         | -       |
| <b>EXPENDITURES</b>                                       |                    |                              |                          |                  |              |             |           |         |
| Salaries  |                    |                              |                          |                  |              |             |           | -       |
| Staff Benefits  |                    |                              |                          |                  |              |             |           | -       |
| General Expense   |                    |                              |                          |                  |              |             |           | -       |
| Printing  |                    |                              |                          |                  |              |             |           | -       |
| Telecommunications  |                    |                              |                          |                  |              |             |           | -       |
| Postage   |                    |                              |                          |                  |              |             |           | -       |
| Insurance   |                    |                              |                          |                  |              |             |           | -       |
| Travel in State   |                    |                              |                          |                  |              |             |           | -       |
| Travel Out of State                                       |                    |                              |                          |                  |              |             |           | -       |
| Training  |                    |                              |                          |                  |              |             |           | -       |
| Security  |                    |                              |                          |                  |              |             |           | -       |
| Facilities Operations                                     |                    |                              |                          |                  |              |             |           | -       |
| Utilities   |                    |                              |                          |                  |              |             |           | -       |
| Contracted Services                                       |                    |                              |                          |                  |              |             |           | -       |
| Consulting and Professional Services<br>- County Provided |                    |                              |                          |                  |              |             |           | -       |
| Information Technology (IT)                               |                    |                              |                          |                  |              |             |           | -       |
| Major Equipment   |                    |                              |                          |                  |              |             |           | -       |
| Other Items of Expense                                    |                    |                              |                          |                  |              |             |           | -       |
| Juror Costs   |                    |                              |                          |                  |              |             |           | -       |
| Other   |                    |                              |                          |                  |              |             |           | -       |
| Debt Service  |                    |                              |                          |                  |              |             |           | -       |
| Court Construction  |                    |                              |                          |                  |              |             |           | -       |
| Distributed Administration &<br>Allocation                |                    |                              |                          |                  |              |             |           | -       |
| Prior Year Expense Adjustment                             |                    |                              |                          |                  |              |             |           | -       |
| <b>TOTAL EXPENDITURES</b>                                 | -                  | -                            | -                        | -                | -            | -           | -         | -       |
| Operating Transfers In (Out)                              |                    |                              |                          |                  |              |             |           | -       |
| <b>Fund Balance (Deficit)</b>                             |                    |                              |                          |                  |              |             |           |         |
| <b>Beginning Balance (Deficit)</b>                        | 308,464            | 135,597                      | -                        | -                | -            | -           | -         | 444,061 |
| <b>Ending Balance (Deficit)</b>                           | 308,464            | 135,597                      | -                        | -                | -            | -           | -         | 444,061 |



## Identification of all costs, by category and amount, needed to fully implement the project

| Expenses Category |  | Amount         |
|-------------------|--|----------------|
| GL Account        | Description  |                |
| 900000            | Salaries   |                |
| 910000            | Staff Benefits   |                |
| 920001            | General Expense  |                |
| 924000            | Printing   |                |
| 925000            | Telecommunications                                     |                |
| 926000            | Postage  |                |
| 928000            | Insurance  |                |
| 929000            | Travel in State  |                |
| 931000            | Travel Out of State                                    |                |
| 933000            | Training   |                |
| 934000            | Security   |                |
| 935000            | Facilities Operations                                  |                |
| 936000            | Utilities  |                |
| 938000            | Contracted Services                                    | 111,000        |
| 940000            | Consulting and Professional Services - County Provided |                |
| 943000            | Information Technology (IT)                            |                |
| 945000            | Major Equipment  |                |
| 950000            | Other Items of Expense                                 |                |
| 972000            | Other  |                |
| 973000            | Debt Service   |                |
| 983000            | Court Construction                                     |                |
| 990000            | Distributed Administration & Allocation                |                |
| <b>Total</b>      |  | <b>111,000</b> |

A specific funding and expenditure schedule identifying the amounts related to the proposal to be contributed and expended, by fiscal year

| Description        | FY 2021-22 ▼ | FY 2021-22 ▼ | Select Fiscal Year ▼ | Select Fiscal Year ▼ | Select Fiscal Year ▼ | Select Fiscal Year ▼ | Select Fiscal Year ▼ | Select Fiscal Year ▼ | Total   |
|--------------------|--------------|--------------|----------------------|----------------------|----------------------|----------------------|----------------------|----------------------|---------|
| Contribution       | 111,000      |              |                      |                      |                      |                      |                      |                      | 111,000 |
| Expenditures       |              | 111,000      |                      |                      |                      |                      |                      |                      | 111,000 |
| Cumulative Balance | 111,000      | -            | -                    | -                    | -                    | -                    | -                    | -                    | -       |

Original Request:

Amended request

[illegible]

## APPLICATION FOR TCTF FUNDS HELD ON BEHALF OF THE COURT

Please check the type of request:

☒ **NEW REQUEST** *(Complete Section I, III, and IV only.)*☐ **AMENDED REQUEST** *(Complete Sections I through IV.)***SECTION I: GENERAL INFORMATION****SUPERIOR COURT:**  
Kings**PERSON AUTHORIZING REQUEST** *(Presiding Judge or Court Executive Officer):*  
Nocona Soboleski, CEO**CONTACT PERSON AND CONTACT INFO:**  
nsoboleski@kings.courts.ca.gov**DATE OF SUBMISSION:**  
9/19/2022**TIME PERIOD COVERED BY THE REQUEST, INCLUDING CONTRIBUTION AND EXPENDITURE:** 2 YEARS-22/23 THRU 23/24**REQUESTED AMOUNT:**  
\$629,230**REASON FOR REQUEST** *(Please briefly summarize the purpose for this request, including a brief description of the project/proposal. Use attachments if additional space is needed.):*

1. The Court is requesting that the Judicial Council of California hold TCTF funds on the Court's behalf, in the sum of \$392,882. This amount would fund costs associated with replacement of the Court's "end of life" [EOL], IT-related equipment in the Data Center. A Data Center Refresh is necessary to ensure IT servers are reliable and operating at optimal levels, which prevent infrastructure system failures that are commonly associated with antiquated equipment, including hardware malfunctions. Additionally, modern equipment has been designed to be more powerful and energy-efficient than previous systems, which could lead to consolidation of the Court's infrastructure should fewer items of equipment be necessary – a cost-savings to the Court.
2. The Court is requesting that the Judicial Council of California hold TCTF funds on the Court's behalf, in the sum of \$236,348. This amount would fund costs associated with a Surveillance System Refresh, [Replacement of Court Pelco DSSRV Camera System and upgrade to VideoXpert]. Existing equipment is outdated, and many service/repair work orders have been submitted through CAFM for problem cameras, workstations crashing, and finding and recording footage of criminal activity. A Refresh is necessary for the Court to take advantage of advanced surveillance system technologies that are reliable and can support the addition of further surveillance equipment that will be installed during construction of Department 11 & 12 Courtrooms and adjacent lobby areas. A Refresh is also an opportunity to address other potential issues that are present in the existing security system.

NOTE: The total amount of these projects combined exceed the requested amount. The difference will be paid from our Operating Fund.

**SECTION II: AMENDED REQUEST CHANGES****A. Identify sections and answers amended.****B. Provide a summary of the changes to the request.****SECTION III: TRIAL COURT OPERATIONS AND ACCESS TO JUSTICE****A. Explain why the request does not fit within the Court's annual operational budget process and the three-year encumbrance term.**

This project will be completed in conjunction with the Judicial Council Facilities group. The planning and project completion will take at least two years and we are unable to encumber money with the Judicial Council. The Court will use the Court Funded Request (CFR) with Judicial Council Facilities each year to keep the project moving forward.

**SECTION III (continued): TRIAL COURT OPERATIONS AND ACCESS TO JUSTICE****B. How will the request enhance the efficiency and/or effectiveness of Court operations, and/or increase the availability of Court services and programs?**

1. **Data Center Refresh** – Accomplishing the Refresh will ensure this Court's budget is not further expended maintaining aging servers and hardware. The Court could redirect a portion of its budget toward evaluation of software license inventory and/or upgrade workflows. Modern equipment is associated with energy efficiency and most importantly, counteracting potential downtime and costs associated with system failures, which directly affect and possibly interfere with a variety of Court operations, services and programs.
2. **Surveillance System Refresh** – Accomplishing the Refresh will ensure the Judicial Council of California is not further expending their facilities budget on servicing, repairing or replacing outdated surveillance system equipment. The Refresh is necessary because the existing head end equipment cannot support any further additions or improvements. In July 2021, the Sheriff took over entrance security screening responsibilities and has requested camera access by Bailiffs working inside courtrooms to view the courthouse entrance, main lobby and neighboring courtrooms. Additionally, the Court is planning to begin construction of two courtrooms in year 2024 and that project includes the addition of requisite security cameras. A Refresh is vital for the successful management of the daily surveillance system responsibilities shared by the Court and the Sheriff in safely monitoring and maintaining Court operations and more importantly, Sheriff Detention/Custodial operations where safety and security of personnel is priority.

**C. If a cost efficiency, please provide cost comparison (table template provided). N/A****D. Describe the consequences to the Court's operations if the Court request is not approved.**

1. **Data Center Refresh** - The requested amount of \$392,882, to accomplish the Refresh would ensure this Court does not experience imminent or actual system failure that impedes or worse yet, terminates the Court's ability to provide a variety of services and affects operations or other programs.
2. **Surveillance System Refresh** - The requested amount of \$236,348, to accomplish the Refresh is tied directly to the safety and security of every individual that visits or works inside the Courthouse. The Court has experienced the frustrating reality of operating an unreliable system that in times of need, failed the Court and/or law enforcement agencies requesting footage for criminal activities.

**E. Describe the consequences to the public and access to justice if the Court request is not approved.**

1. **Data Center Refresh** - The requested amount of \$392,882, to accomplish the Refresh would ensure this Court does not experience imminent or actual system failure that impedes or worse yet, terminates the Court's ability to provide a variety of public services and affects operations or other public accessible programs.
2. **Surveillance System Refresh** - The requested amount of \$236,348, to accomplish the Refresh is tied directly to the safety and security of every individual that visits or works inside the Courthouse. The Court has experienced the frustrating reality of operating an unreliable system that in times of need, failed the Court and/or law enforcement agencies requesting footage for criminal activities.

**F. What alternatives has the Court identified if the request is not approved, and why is holding funding in the TCTF the preferred alternative?**

Requesting the Judicial Council of California hold this funding in the Trial Court Trust Fund is the only option.

1. The Court needs to acquire bids and engage in the RFP process for the data center refresh. Holding back part of the funding in this fiscal year will allow us to use two years of the Court's budget to finance this project.
2. The Court would like to update the security surveillance system to the latest technology in conjunction with the camera requirements expected during the construction of two additional courtrooms. This project will not be completed until FY 23/24, and it is projected during that time that the state will be in a recession and unable to fund the construction project from the Court's budget.

#### SECTION IV: FINANCIAL INFORMATION

Please provide the following (*table template provided for each*):

**A. Three-year history of year-end fund balances, revenues, and expenditures**

N/A

**B. Current detailed budget projections for the fiscal years the trial court would either be contributing to or receiving distributions from the TCTF fund balance held on the court's behalf**

N/A

**C. Identification of all costs, by category and amount, needed to fully implement the project**

**See Table Attached.**

**D. A specific funding and expenditure schedule identifying the amounts to be contributed and expended, by fiscal year**

**See Table Attached.**

If a cost efficiency, please provide cost comparison

| Status Quo            |  | Select Fiscal Year ▼ | Select Fiscal Year ▼ | Select Fiscal Year ▼ | Select Fiscal Year ▼ |
|-----------------------|--|----------------------|----------------------|----------------------|----------------------|
| GL Account            | Description  | Amount               | Amount               | Amount               | Amount               |
| N/A                   | Dedicated Revenue Stream (if applicable)               |                      |                      |                      |                      |
|                       |  |                      |                      |                      |                      |
| 900000                | Salaries   |                      |                      |                      |                      |
| 910000                | Staff Benefits   |                      |                      |                      |                      |
| 920001                | General Expense  |                      |                      |                      |                      |
| 924000                | Printing   |                      |                      |                      |                      |
| 925000                | Telecommunications                                     |                      |                      |                      |                      |
| 926000                | Postage  |                      |                      |                      |                      |
| 928000                | Insurance  |                      |                      |                      |                      |
| 929000                | Travel in State  |                      |                      |                      |                      |
| 931000                | Travel Out of State                                    |                      |                      |                      |                      |
| 933000                | Training   |                      |                      |                      |                      |
| 934000                | Security   |                      |                      |                      |                      |
| 935000                | Facilities Operations                                  |                      |                      |                      |                      |
| 936000                | Utilities  |                      |                      |                      |                      |
| 938000                | Contracted Services                                    |                      |                      |                      |                      |
| 940000                | Consulting and Professional Services - County Provided |                      |                      |                      |                      |
| 943000                | Information Technology (IT)                            |                      |                      |                      |                      |
| 945000                | Major Equipment  |                      |                      |                      |                      |
| 950000                | Other Items of Expense                                 |                      |                      |                      |                      |
| 972000                | Other  |                      |                      |                      |                      |
| 973000                | Debt Service   |                      |                      |                      |                      |
| 983000                | Court Construction                                     |                      |                      |                      |                      |
| 990000                | Distributed Administration & Allocation                |                      |                      |                      |                      |
| Net Revenue (Expense) |  | -                    | -                    | -                    | -                    |

| Proposed Project      |  |        |        |        |        |
|-----------------------|--|--------|--------|--------|--------|
| GL Account            | Description  | Amount | Amount | Amount | Amount |
| N/A                   | Dedicated Revenue Stream (if applicable)               |        |        |        |        |
|                       |  |        |        |        |        |
| 900000                | Salaries   |        |        |        |        |
| 910000                | Staff Benefits   |        |        |        |        |
| 920001                | General Expense  |        |        |        |        |
| 924000                | Printing   |        |        |        |        |
| 925000                | Telecommunications                                     |        |        |        |        |
| 926000                | Postage  |        |        |        |        |
| 928000                | Insurance  |        |        |        |        |
| 929000                | Travel in State  |        |        |        |        |
| 931000                | Travel Out of State                                    |        |        |        |        |
| 933000                | Training   |        |        |        |        |
| 934000                | Security   |        |        |        |        |
| 935000                | Facilities Operations                                  |        |        |        |        |
| 936000                | Utilities  |        |        |        |        |
| 938000                | Contracted Services                                    |        |        |        |        |
| 940000                | Consulting and Professional Services - County Provided |        |        |        |        |
| 943000                | Information Technology (IT)                            |        |        |        |        |
| 945000                | Major Equipment  |        |        |        |        |
| 950000                | Other Items of Expense                                 |        |        |        |        |
| 972000                | Other  |        |        |        |        |
| 973000                | Debt Service   |        |        |        |        |
| 983000                | Court Construction                                     |        |        |        |        |
| 990000                | Distributed Administration & Allocation                |        |        |        |        |
| Net Revenue (Expense) |  | -      | -      | -      | -      |

|                         |   |   |  |   |
|-------------------------|---|---|--|---|
| Cumulative Cost Savings | - | - |  | - |
|-------------------------|---|---|--|---|



If a cost efficiency, please provide cost comparison

| Status Quo                   |  | Select Fiscal Year ▼ | Select Fiscal Year ▼ | Select Fiscal Year ▼ |
|------------------------------|--|----------------------|----------------------|----------------------|
| GL Account                   | Description  | Amount               | Amount               | Amount               |
| N/A                          | Dedicated Revenue Stream (if applicable)               |                      |                      |                      |
|                              |  |                      |                      |                      |
| 900000                       | Salaries   |                      |                      |                      |
| 910000                       | Staff Benefits   |                      |                      |                      |
| 920001                       | General Expense  |                      |                      |                      |
| 924000                       | Printing   |                      |                      |                      |
| 925000                       | Telecommunications                                     |                      |                      |                      |
| 926000                       | Postage  |                      |                      |                      |
| 928000                       | Insurance  |                      |                      |                      |
| 929000                       | Travel in State  |                      |                      |                      |
| 931000                       | Travel Out of State                                    |                      |                      |                      |
| 933000                       | Training   |                      |                      |                      |
| 934000                       | Security   |                      |                      |                      |
| 935000                       | Facilities Operations                                  |                      |                      |                      |
| 936000                       | Utilities  |                      |                      |                      |
| 938000                       | Contracted Services                                    |                      |                      |                      |
|                              | Consulting and Professional Services - County Provided |                      |                      |                      |
| 940000                       |  |                      |                      |                      |
| 943000                       | Information Technology (IT)                            |                      |                      |                      |
| 945000                       | Major Equipment  |                      |                      |                      |
| 950000                       | Other Items of Expense                                 |                      |                      |                      |
| 972000                       | Other  |                      |                      |                      |
| 973000                       | Debt Service   |                      |                      |                      |
| 983000                       | Court Construction                                     |                      |                      |                      |
| 990000                       | Distributed Administration & Allocation                |                      |                      |                      |
| <b>Net Revenue (Expense)</b> |  | -                    | -                    | -                    |

| Proposed Project             |  |        |        |        |
|------------------------------|--|--------|--------|--------|
| GL Account                   | Description  | Amount | Amount | Amount |
| N/A                          | Dedicated Revenue Stream (if applicable)               |        |        |        |
|                              |  |        |        |        |
| 900000                       | Salaries   |        |        |        |
| 910000                       | Staff Benefits   |        |        |        |
| 920001                       | General Expense  |        |        |        |
| 924000                       | Printing   |        |        |        |
| 925000                       | Telecommunications                                     |        |        |        |
| 926000                       | Postage  |        |        |        |
| 928000                       | Insurance  |        |        |        |
| 929000                       | Travel in State  |        |        |        |
| 931000                       | Travel Out of State                                    |        |        |        |
| 933000                       | Training   |        |        |        |
| 934000                       | Security   |        |        |        |
| 935000                       | Facilities Operations                                  |        |        |        |
| 936000                       | Utilities  |        |        |        |
| 938000                       | Contracted Services                                    |        |        |        |
|                              | Consulting and Professional Services - County Provided |        |        |        |
| 940000                       |  |        |        |        |
| 943000                       | Information Technology (IT)                            |        |        |        |
| 945000                       | Major Equipment  |        |        |        |
| 950000                       | Other Items of Expense                                 |        |        |        |
| 972000                       | Other  |        |        |        |
| 973000                       | Debt Service   |        |        |        |
| 983000                       | Court Construction                                     |        |        |        |
| 990000                       | Distributed Administration & Allocation                |        |        |        |
| <b>Net Revenue (Expense)</b> |  | -      | -      | -      |

|                                |   |  |  |
|--------------------------------|---|--|--|
| <b>Cumulative Cost Savings</b> | - |  |  |
|--------------------------------|---|--|--|

## Prior three-year history of year-end fund balances, revenues, and expenditures

| Select Fiscal Year ▼         | FUNDS   |                              |                          |                  |              |             |           |       |
|------------------------------|---------|------------------------------|--------------------------|------------------|--------------|-------------|-----------|-------|
| Description                  | General | Special Revenue<br>Non-Grant | Special Revenue<br>Grant | Capital Projects | Debt Service | Proprietary | Fiduciary | TOTAL |
| <b>Beginning Balance</b>     |         |                              |                          |                  |              |             |           | -     |
| Revenues                     |         |                              |                          |                  |              |             |           | -     |
| Expenditures                 |         |                              |                          |                  |              |             |           | -     |
| Operating Transfers In (Out) |         |                              |                          |                  |              |             |           | -     |
| <b>Ending Fund Balance</b>   | -       | -                            | -                        | -                | -            | -           | -         | -     |

| Select Fiscal Year ▼         | FUNDS   |                              |                          |                  |              |             |           |       |
|------------------------------|---------|------------------------------|--------------------------|------------------|--------------|-------------|-----------|-------|
| Description                  | General | Special Revenue<br>Non-Grant | Special Revenue<br>Grant | Capital Projects | Debt Service | Proprietary | Fiduciary | TOTAL |
| <b>Beginning Balance</b>     |         |                              |                          |                  |              |             |           | -     |
| Revenues                     |         |                              |                          |                  |              |             |           | -     |
| Expenditures                 |         |                              |                          |                  |              |             |           | -     |
| Operating Transfers In (Out) |         |                              |                          |                  |              |             |           | -     |
| <b>Ending Fund Balance</b>   | -       | -                            | -                        | -                | -            | -           | -         | -     |

| Select Fiscal Year ▼         | FUNDS   |                              |                          |                  |              |             |           |       |
|------------------------------|---------|------------------------------|--------------------------|------------------|--------------|-------------|-----------|-------|
| Description                  | General | Special Revenue<br>Non-Grant | Special Revenue<br>Grant | Capital Projects | Debt Service | Proprietary | Fiduciary | TOTAL |
| <b>Beginning Balance</b>     |         |                              |                          |                  |              |             |           | -     |
| Revenues                     |         |                              |                          |                  |              |             |           | -     |
| Expenditures                 |         |                              |                          |                  |              |             |           | -     |
| Operating Transfers In (Out) |         |                              |                          |                  |              |             |           | -     |
| <b>Ending Fund Balance</b>   | -       | -                            | -                        | -                | -            | -           | -         | -     |

Current detailed budget projections for the fiscal years the trial court would either be contributing to or receiving distributions from the TCTF fund balance held on the cc

|   | Select Fiscal Year ▼ | FUNDS                        |                          |                  |              |             |           |       |
|---|----------------------|------------------------------|--------------------------|------------------|--------------|-------------|-----------|-------|
| Description   | General              | Special Revenue<br>Non-Grant | Special Revenue<br>Grant | Capital Projects | Debt Service | Proprietary | Fiduciary | TOTAL |
| <b>REVENUES</b>   |                      |                              |                          |                  |              |             |           |       |
| State Financing Sources                                   |                      |                              |                          |                  |              |             |           | -     |
| Grants  |                      |                              |                          |                  |              |             |           | -     |
| Other Financing Sources                                   |                      |                              |                          |                  |              |             |           | -     |
| <b>TOTAL REVENUES</b>                                     | -                    | -                            | -                        | -                | -            | -           | -         | -     |
| <b>EXPENDITURES</b>                                       |                      |                              |                          |                  |              |             |           |       |
| Salaries  |                      |                              |                          |                  |              |             |           | -     |
| Staff Benefits  |                      |                              |                          |                  |              |             |           | -     |
| General Expense   |                      |                              |                          |                  |              |             |           | -     |
| Printing  |                      |                              |                          |                  |              |             |           | -     |
| Telecommunications  |                      |                              |                          |                  |              |             |           | -     |
| Postage   |                      |                              |                          |                  |              |             |           | -     |
| Insurance   |                      |                              |                          |                  |              |             |           | -     |
| Travel in State   |                      |                              |                          |                  |              |             |           | -     |
| Travel Out of State                                       |                      |                              |                          |                  |              |             |           | -     |
| Training  |                      |                              |                          |                  |              |             |           | -     |
| Security  |                      |                              |                          |                  |              |             |           | -     |
| Facilities Operations                                     |                      |                              |                          |                  |              |             |           | -     |
| Utilities   |                      |                              |                          |                  |              |             |           | -     |
| Contracted Services                                       |                      |                              |                          |                  |              |             |           | -     |
| Consulting and Professional Services<br>- County Provided |                      |                              |                          |                  |              |             |           | -     |
| Information Technology (IT)                               |                      |                              |                          |                  |              |             |           | -     |
| Major Equipment   |                      |                              |                          |                  |              |             |           | -     |
| Other Items of Expense                                    |                      |                              |                          |                  |              |             |           | -     |
| Juror Costs   |                      |                              |                          |                  |              |             |           | -     |
| Other   |                      |                              |                          |                  |              |             |           | -     |
| Debt Service  |                      |                              |                          |                  |              |             |           | -     |
| Court Construction  |                      |                              |                          |                  |              |             |           | -     |
| Distributed Administration &<br>Allocation                |                      |                              |                          |                  |              |             |           | -     |
| Prior Year Expense Adjustment                             |                      |                              |                          |                  |              |             |           | -     |
| <b>TOTAL EXPENDITURES</b>                                 | -                    | -                            | -                        | -                | -            | -           | -         | -     |
| Operating Transfers In (Out)                              |                      |                              |                          |                  |              |             |           | -     |
| <b>Fund Balance (Deficit)</b>                             |                      |                              |                          |                  |              |             |           |       |
| <b>Beginning Balance (Deficit)</b>                        |                      |                              |                          |                  |              |             |           | -     |
| <b>Ending Balance (Deficit)</b>                           | -                    | -                            | -                        | -                | -            | -           | -         | -     |

## Current detailed budget projection on court's behalf

|   | Select Fiscal Year | FUNDS                        |                          |                  |              |             |           |       |
|---|--------------------|------------------------------|--------------------------|------------------|--------------|-------------|-----------|-------|
| Description   | General            | Special Revenue<br>Non-Grant | Special Revenue<br>Grant | Capital Projects | Debt Service | Proprietary | Fiduciary | TOTAL |
| <b>REVENUES</b>   |                    |                              |                          |                  |              |             |           |       |
| State Financing Sources                                   |                    |                              |                          |                  |              |             |           | -     |
| Grants  |                    |                              |                          |                  |              |             |           | -     |
| Other Financing Sources                                   |                    |                              |                          |                  |              |             |           | -     |
| <b>TOTAL REVENUES</b>                                     | -                  | -                            | -                        | -                | -            | -           | -         | -     |
| <b>EXPENDITURES</b>                                       |                    |                              |                          |                  |              |             |           |       |
| Salaries  |                    |                              |                          |                  |              |             |           | -     |
| Staff Benefits  |                    |                              |                          |                  |              |             |           | -     |
| General Expense   |                    |                              |                          |                  |              |             |           | -     |
| Printing  |                    |                              |                          |                  |              |             |           | -     |
| Telecommunications  |                    |                              |                          |                  |              |             |           | -     |
| Postage   |                    |                              |                          |                  |              |             |           | -     |
| Insurance   |                    |                              |                          |                  |              |             |           | -     |
| Travel in State   |                    |                              |                          |                  |              |             |           | -     |
| Travel Out of State                                       |                    |                              |                          |                  |              |             |           | -     |
| Training  |                    |                              |                          |                  |              |             |           | -     |
| Security  |                    |                              |                          |                  |              |             |           | -     |
| Facilities Operations                                     |                    |                              |                          |                  |              |             |           | -     |
| Utilities   |                    |                              |                          |                  |              |             |           | -     |
| Contracted Services                                       |                    |                              |                          |                  |              |             |           | -     |
| Consulting and Professional Services<br>- County Provided |                    |                              |                          |                  |              |             |           | -     |
| Information Technology (IT)                               |                    |                              |                          |                  |              |             |           | -     |
| Major Equipment   |                    |                              |                          |                  |              |             |           | -     |
| Other Items of Expense                                    |                    |                              |                          |                  |              |             |           | -     |
| Juror Costs   |                    |                              |                          |                  |              |             |           | -     |
| Other   |                    |                              |                          |                  |              |             |           | -     |
| Debt Service  |                    |                              |                          |                  |              |             |           | -     |
| Court Construction  |                    |                              |                          |                  |              |             |           | -     |
| Distributed Administration &<br>Allocation                |                    |                              |                          |                  |              |             |           | -     |
| Prior Year Expense Adjustment                             |                    |                              |                          |                  |              |             |           | -     |
| <b>TOTAL EXPENDITURES</b>                                 | -                  | -                            | -                        | -                | -            | -           | -         | -     |
| Operating Transfers In (Out)                              |                    |                              |                          |                  |              |             |           | -     |
| <b>Fund Balance (Deficit)</b>                             |                    |                              |                          |                  |              |             |           |       |
| <b>Beginning Balance (Deficit)</b>                        | -                  | -                            | -                        | -                | -            | -           | -         | -     |
| <b>Ending Balance (Deficit)</b>                           | -                  | -                            | -                        | -                | -            | -           | -         | -     |

## Current detailed budget projection:

|   | Select Fiscal Year ▼ | FUNDS                     |                       |                  |              |             |           |       |
|---|----------------------|---------------------------|-----------------------|------------------|--------------|-------------|-----------|-------|
| Description   | General              | Special Revenue Non-Grant | Special Revenue Grant | Capital Projects | Debt Service | Proprietary | Fiduciary | TOTAL |
| <b>REVENUES</b>   |                      |                           |                       |                  |              |             |           |       |
| State Financing Sources                                   |                      |                           |                       |                  |              |             |           | -     |
| Grants  |                      |                           |                       |                  |              |             |           | -     |
| Other Financing Sources                                   |                      |                           |                       |                  |              |             |           | -     |
| <b>TOTAL REVENUES</b>                                     | -                    | -                         | -                     | -                | -            | -           | -         | -     |
| <b>EXPENDITURES</b>                                       |                      |                           |                       |                  |              |             |           |       |
| Salaries  |                      |                           |                       |                  |              |             |           | -     |
| Staff Benefits  |                      |                           |                       |                  |              |             |           | -     |
| General Expense   |                      |                           |                       |                  |              |             |           | -     |
| Printing  |                      |                           |                       |                  |              |             |           | -     |
| Telecommunications  |                      |                           |                       |                  |              |             |           | -     |
| Postage   |                      |                           |                       |                  |              |             |           | -     |
| Insurance   |                      |                           |                       |                  |              |             |           | -     |
| Travel in State   |                      |                           |                       |                  |              |             |           | -     |
| Travel Out of State                                       |                      |                           |                       |                  |              |             |           | -     |
| Training  |                      |                           |                       |                  |              |             |           | -     |
| Security  |                      |                           |                       |                  |              |             |           | -     |
| Facilities Operations                                     |                      |                           |                       |                  |              |             |           | -     |
| Utilities   |                      |                           |                       |                  |              |             |           | -     |
| Contracted Services                                       |                      |                           |                       |                  |              |             |           | -     |
| Consulting and Professional Services<br>- County Provided |                      |                           |                       |                  |              |             |           | -     |
| Information Technology (IT)                               |                      |                           |                       |                  |              |             |           | -     |
| Major Equipment   |                      |                           |                       |                  |              |             |           | -     |
| Other Items of Expense                                    |                      |                           |                       |                  |              |             |           | -     |
| Juror Costs   |                      |                           |                       |                  |              |             |           | -     |
| Other   |                      |                           |                       |                  |              |             |           | -     |
| Debt Service  |                      |                           |                       |                  |              |             |           | -     |
| Court Construction  |                      |                           |                       |                  |              |             |           | -     |
| Distributed Administration &<br>Allocation                |                      |                           |                       |                  |              |             |           | -     |
| Prior Year Expense Adjustment                             |                      |                           |                       |                  |              |             |           | -     |
| <b>TOTAL EXPENDITURES</b>                                 | -                    | -                         | -                     | -                | -            | -           | -         | -     |
| Operating Transfers In (Out)                              |                      |                           |                       |                  |              |             |           | -     |
| <b>Fund Balance (Deficit)</b>                             |                      |                           |                       |                  |              |             |           |       |
| <b>Beginning Balance (Deficit)</b>                        | -                    | -                         | -                     | -                | -            | -           | -         | -     |
| <b>Ending Balance (Deficit)</b>                           | -                    | -                         | -                     | -                | -            | -           | -         | -     |

## Current detailed budget projection:

|   | Select Fiscal Year ▼ | FUNDS                     |                       |                  |              |             |           |       |
|---|----------------------|---------------------------|-----------------------|------------------|--------------|-------------|-----------|-------|
| Description   | General              | Special Revenue Non-Grant | Special Revenue Grant | Capital Projects | Debt Service | Proprietary | Fiduciary | TOTAL |
| <b>REVENUES</b>   |                      |                           |                       |                  |              |             |           |       |
| State Financing Sources                                   |                      |                           |                       |                  |              |             |           | -     |
| Grants  |                      |                           |                       |                  |              |             |           | -     |
| Other Financing Sources                                   |                      |                           |                       |                  |              |             |           | -     |
| <b>TOTAL REVENUES</b>                                     | -                    | -                         | -                     | -                | -            | -           | -         | -     |
| <b>EXPENDITURES</b>                                       |                      |                           |                       |                  |              |             |           |       |
| Salaries  |                      |                           |                       |                  |              |             |           | -     |
| Staff Benefits  |                      |                           |                       |                  |              |             |           | -     |
| General Expense   |                      |                           |                       |                  |              |             |           | -     |
| Printing  |                      |                           |                       |                  |              |             |           | -     |
| Telecommunications  |                      |                           |                       |                  |              |             |           | -     |
| Postage   |                      |                           |                       |                  |              |             |           | -     |
| Insurance   |                      |                           |                       |                  |              |             |           | -     |
| Travel in State   |                      |                           |                       |                  |              |             |           | -     |
| Travel Out of State                                       |                      |                           |                       |                  |              |             |           | -     |
| Training  |                      |                           |                       |                  |              |             |           | -     |
| Security  |                      |                           |                       |                  |              |             |           | -     |
| Facilities Operations                                     |                      |                           |                       |                  |              |             |           | -     |
| Utilities   |                      |                           |                       |                  |              |             |           | -     |
| Contracted Services                                       |                      |                           |                       |                  |              |             |           | -     |
| Consulting and Professional Services<br>- County Provided |                      |                           |                       |                  |              |             |           | -     |
| Information Technology (IT)                               |                      |                           |                       |                  |              |             |           | -     |
| Major Equipment   |                      |                           |                       |                  |              |             |           | -     |
| Other Items of Expense                                    |                      |                           |                       |                  |              |             |           | -     |
| Juror Costs   |                      |                           |                       |                  |              |             |           | -     |
| Other   |                      |                           |                       |                  |              |             |           | -     |
| Debt Service  |                      |                           |                       |                  |              |             |           | -     |
| Court Construction  |                      |                           |                       |                  |              |             |           | -     |
| Distributed Administration &<br>Allocation                |                      |                           |                       |                  |              |             |           | -     |
| Prior Year Expense Adjustment                             |                      |                           |                       |                  |              |             |           | -     |
| <b>TOTAL EXPENDITURES</b>                                 | -                    | -                         | -                     | -                | -            | -           | -         | -     |
| Operating Transfers In (Out)                              |                      |                           |                       |                  |              |             |           | -     |
| <b>Fund Balance (Deficit)</b>                             |                      |                           |                       |                  |              |             |           |       |
| <b>Beginning Balance (Deficit)</b>                        | -                    | -                         | -                     | -                | -            | -           | -         | -     |
| <b>Ending Balance (Deficit)</b>                           | -                    | -                         | -                     | -                | -            | -           | -         | -     |

## Current detailed budget projection:

|   | Select Fiscal Year ▼ | FUNDS                     |                       |                  |              |             |           |       |
|---|----------------------|---------------------------|-----------------------|------------------|--------------|-------------|-----------|-------|
| Description   | General              | Special Revenue Non-Grant | Special Revenue Grant | Capital Projects | Debt Service | Proprietary | Fiduciary | TOTAL |
| <b>REVENUES</b>   |                      |                           |                       |                  |              |             |           |       |
| State Financing Sources                                   |                      |                           |                       |                  |              |             |           | -     |
| Grants  |                      |                           |                       |                  |              |             |           | -     |
| Other Financing Sources                                   |                      |                           |                       |                  |              |             |           | -     |
| <b>TOTAL REVENUES</b>                                     | -                    | -                         | -                     | -                | -            | -           | -         | -     |
| <b>EXPENDITURES</b>                                       |                      |                           |                       |                  |              |             |           |       |
| Salaries  |                      |                           |                       |                  |              |             |           | -     |
| Staff Benefits  |                      |                           |                       |                  |              |             |           | -     |
| General Expense   |                      |                           |                       |                  |              |             |           | -     |
| Printing  |                      |                           |                       |                  |              |             |           | -     |
| Telecommunications  |                      |                           |                       |                  |              |             |           | -     |
| Postage   |                      |                           |                       |                  |              |             |           | -     |
| Insurance   |                      |                           |                       |                  |              |             |           | -     |
| Travel in State   |                      |                           |                       |                  |              |             |           | -     |
| Travel Out of State                                       |                      |                           |                       |                  |              |             |           | -     |
| Training  |                      |                           |                       |                  |              |             |           | -     |
| Security  |                      |                           |                       |                  |              |             |           | -     |
| Facilities Operations                                     |                      |                           |                       |                  |              |             |           | -     |
| Utilities   |                      |                           |                       |                  |              |             |           | -     |
| Contracted Services                                       |                      |                           |                       |                  |              |             |           | -     |
| Consulting and Professional Services<br>- County Provided |                      |                           |                       |                  |              |             |           | -     |
| Information Technology (IT)                               |                      |                           |                       |                  |              |             |           | -     |
| Major Equipment   |                      |                           |                       |                  |              |             |           | -     |
| Other Items of Expense                                    |                      |                           |                       |                  |              |             |           | -     |
| Juror Costs   |                      |                           |                       |                  |              |             |           | -     |
| Other   |                      |                           |                       |                  |              |             |           | -     |
| Debt Service  |                      |                           |                       |                  |              |             |           | -     |
| Court Construction  |                      |                           |                       |                  |              |             |           | -     |
| Distributed Administration &<br>Allocation                |                      |                           |                       |                  |              |             |           | -     |
| Prior Year Expense Adjustment                             |                      |                           |                       |                  |              |             |           | -     |
| <b>TOTAL EXPENDITURES</b>                                 | -                    | -                         | -                     | -                | -            | -           | -         | -     |
| Operating Transfers In (Out)                              |                      |                           |                       |                  |              |             |           | -     |
| <b>Fund Balance (Deficit)</b>                             |                      |                           |                       |                  |              |             |           |       |
| <b>Beginning Balance (Deficit)</b>                        | -                    | -                         | -                     | -                | -            | -           | -         | -     |
| <b>Ending Balance (Deficit)</b>                           | -                    | -                         | -                     | -                | -            | -           | -         | -     |

## Current detailed budget projection:

|   | Select Fiscal Year ▼ | FUNDS                     |                       |                  |              |             |           |       |
|---|----------------------|---------------------------|-----------------------|------------------|--------------|-------------|-----------|-------|
| Description   | General              | Special Revenue Non-Grant | Special Revenue Grant | Capital Projects | Debt Service | Proprietary | Fiduciary | TOTAL |
| <b>REVENUES</b>   |                      |                           |                       |                  |              |             |           |       |
| State Financing Sources                                   |                      |                           |                       |                  |              |             |           | -     |
| Grants  |                      |                           |                       |                  |              |             |           | -     |
| Other Financing Sources                                   |                      |                           |                       |                  |              |             |           | -     |
| <b>TOTAL REVENUES</b>                                     | -                    | -                         | -                     | -                | -            | -           | -         | -     |
| <b>EXPENDITURES</b>                                       |                      |                           |                       |                  |              |             |           |       |
| Salaries  |                      |                           |                       |                  |              |             |           | -     |
| Staff Benefits  |                      |                           |                       |                  |              |             |           | -     |
| General Expense   |                      |                           |                       |                  |              |             |           | -     |
| Printing  |                      |                           |                       |                  |              |             |           | -     |
| Telecommunications  |                      |                           |                       |                  |              |             |           | -     |
| Postage   |                      |                           |                       |                  |              |             |           | -     |
| Insurance   |                      |                           |                       |                  |              |             |           | -     |
| Travel in State   |                      |                           |                       |                  |              |             |           | -     |
| Travel Out of State                                       |                      |                           |                       |                  |              |             |           | -     |
| Training  |                      |                           |                       |                  |              |             |           | -     |
| Security  |                      |                           |                       |                  |              |             |           | -     |
| Facilities Operations                                     |                      |                           |                       |                  |              |             |           | -     |
| Utilities   |                      |                           |                       |                  |              |             |           | -     |
| Contracted Services                                       |                      |                           |                       |                  |              |             |           | -     |
| Consulting and Professional Services<br>- County Provided |                      |                           |                       |                  |              |             |           | -     |
| Information Technology (IT)                               |                      |                           |                       |                  |              |             |           | -     |
| Major Equipment   |                      |                           |                       |                  |              |             |           | -     |
| Other Items of Expense                                    |                      |                           |                       |                  |              |             |           | -     |
| Juror Costs   |                      |                           |                       |                  |              |             |           | -     |
| Other   |                      |                           |                       |                  |              |             |           | -     |
| Debt Service  |                      |                           |                       |                  |              |             |           | -     |
| Court Construction  |                      |                           |                       |                  |              |             |           | -     |
| Distributed Administration &<br>Allocation                |                      |                           |                       |                  |              |             |           | -     |
| Prior Year Expense Adjustment                             |                      |                           |                       |                  |              |             |           | -     |
| <b>TOTAL EXPENDITURES</b>                                 | -                    | -                         | -                     | -                | -            | -           | -         | -     |
| Operating Transfers In (Out)                              |                      |                           |                       |                  |              |             |           | -     |
| <b>Fund Balance (Deficit)</b>                             |                      |                           |                       |                  |              |             |           |       |
| <b>Beginning Balance (Deficit)</b>                        | -                    | -                         | -                     | -                | -            | -           | -         | -     |
| <b>Ending Balance (Deficit)</b>                           | -                    | -                         | -                     | -                | -            | -           | -         | -     |



## Current detailed budget projection:

|   | Select Fiscal Year ▼ | FUNDS                        |                          |                  |              |             |           |       |
|---|----------------------|------------------------------|--------------------------|------------------|--------------|-------------|-----------|-------|
| Description   | General              | Special Revenue<br>Non-Grant | Special Revenue<br>Grant | Capital Projects | Debt Service | Proprietary | Fiduciary | TOTAL |
| <b>REVENUES</b>   |                      |                              |                          |                  |              |             |           |       |
| State Financing Sources                                   |                      |                              |                          |                  |              |             |           | -     |
| Grants  |                      |                              |                          |                  |              |             |           | -     |
| Other Financing Sources                                   |                      |                              |                          |                  |              |             |           | -     |
| <b>TOTAL REVENUES</b>                                     | -                    | -                            | -                        | -                | -            | -           | -         | -     |
| <b>EXPENDITURES</b>                                       |                      |                              |                          |                  |              |             |           |       |
| Salaries  |                      |                              |                          |                  |              |             |           | -     |
| Staff Benefits  |                      |                              |                          |                  |              |             |           | -     |
| General Expense   |                      |                              |                          |                  |              |             |           | -     |
| Printing  |                      |                              |                          |                  |              |             |           | -     |
| Telecommunications  |                      |                              |                          |                  |              |             |           | -     |
| Postage   |                      |                              |                          |                  |              |             |           | -     |
| Insurance   |                      |                              |                          |                  |              |             |           | -     |
| Travel in State   |                      |                              |                          |                  |              |             |           | -     |
| Travel Out of State                                       |                      |                              |                          |                  |              |             |           | -     |
| Training  |                      |                              |                          |                  |              |             |           | -     |
| Security  |                      |                              |                          |                  |              |             |           | -     |
| Facilities Operations                                     |                      |                              |                          |                  |              |             |           | -     |
| Utilities   |                      |                              |                          |                  |              |             |           | -     |
| Contracted Services                                       |                      |                              |                          |                  |              |             |           | -     |
| Consulting and Professional Services<br>- County Provided |                      |                              |                          |                  |              |             |           | -     |
| Information Technology (IT)                               |                      |                              |                          |                  |              |             |           | -     |
| Major Equipment   |                      |                              |                          |                  |              |             |           | -     |
| Other Items of Expense                                    |                      |                              |                          |                  |              |             |           | -     |
| Juror Costs   |                      |                              |                          |                  |              |             |           | -     |
| Other   |                      |                              |                          |                  |              |             |           | -     |
| Debt Service  |                      |                              |                          |                  |              |             |           | -     |
| Court Construction  |                      |                              |                          |                  |              |             |           | -     |
| Distributed Administration &<br>Allocation                |                      |                              |                          |                  |              |             |           | -     |
| Prior Year Expense Adjustment                             |                      |                              |                          |                  |              |             |           | -     |
| <b>TOTAL EXPENDITURES</b>                                 | -                    | -                            | -                        | -                | -            | -           | -         | -     |
| Operating Transfers In (Out)                              |                      |                              |                          |                  |              |             |           | -     |
| <b>Fund Balance (Deficit)</b>                             |                      |                              |                          |                  |              |             |           |       |
| <b>Beginning Balance (Deficit)</b>                        | -                    | -                            | -                        | -                | -            | -           | -         | -     |
| <b>Ending Balance (Deficit)</b>                           | -                    | -                            | -                        | -                | -            | -           | -         | -     |

## Current detailed budget projection:

|   | Select Fiscal Year ▼ | FUNDS                        |                          |                  |              |             |           |       |
|---|----------------------|------------------------------|--------------------------|------------------|--------------|-------------|-----------|-------|
| Description   | General              | Special Revenue<br>Non-Grant | Special Revenue<br>Grant | Capital Projects | Debt Service | Proprietary | Fiduciary | TOTAL |
| <b>REVENUES</b>   |                      |                              |                          |                  |              |             |           |       |
| State Financing Sources                                   |                      |                              |                          |                  |              |             |           | -     |
| Grants  |                      |                              |                          |                  |              |             |           | -     |
| Other Financing Sources                                   |                      |                              |                          |                  |              |             |           | -     |
| <b>TOTAL REVENUES</b>                                     | -                    | -                            | -                        | -                | -            | -           | -         | -     |
| <b>EXPENDITURES</b>                                       |                      |                              |                          |                  |              |             |           |       |
| Salaries  |                      |                              |                          |                  |              |             |           | -     |
| Staff Benefits  |                      |                              |                          |                  |              |             |           | -     |
| General Expense   |                      |                              |                          |                  |              |             |           | -     |
| Printing  |                      |                              |                          |                  |              |             |           | -     |
| Telecommunications  |                      |                              |                          |                  |              |             |           | -     |
| Postage   |                      |                              |                          |                  |              |             |           | -     |
| Insurance   |                      |                              |                          |                  |              |             |           | -     |
| Travel in State   |                      |                              |                          |                  |              |             |           | -     |
| Travel Out of State                                       |                      |                              |                          |                  |              |             |           | -     |
| Training  |                      |                              |                          |                  |              |             |           | -     |
| Security  |                      |                              |                          |                  |              |             |           | -     |
| Facilities Operations                                     |                      |                              |                          |                  |              |             |           | -     |
| Utilities   |                      |                              |                          |                  |              |             |           | -     |
| Contracted Services                                       |                      |                              |                          |                  |              |             |           | -     |
| Consulting and Professional Services<br>- County Provided |                      |                              |                          |                  |              |             |           | -     |
| Information Technology (IT)                               |                      |                              |                          |                  |              |             |           | -     |
| Major Equipment   |                      |                              |                          |                  |              |             |           | -     |
| Other Items of Expense                                    |                      |                              |                          |                  |              |             |           | -     |
| Juror Costs   |                      |                              |                          |                  |              |             |           | -     |
| Other   |                      |                              |                          |                  |              |             |           | -     |
| Debt Service  |                      |                              |                          |                  |              |             |           | -     |
| Court Construction  |                      |                              |                          |                  |              |             |           | -     |
| Distributed Administration &<br>Allocation                |                      |                              |                          |                  |              |             |           | -     |
| Prior Year Expense Adjustment                             |                      |                              |                          |                  |              |             |           | -     |
| <b>TOTAL EXPENDITURES</b>                                 | -                    | -                            | -                        | -                | -            | -           | -         | -     |
| Operating Transfers In (Out)                              |                      |                              |                          |                  |              |             |           | -     |
| <b>Fund Balance (Deficit)</b>                             |                      |                              |                          |                  |              |             |           |       |
| <b>Beginning Balance (Deficit)</b>                        | -                    | -                            | -                        | -                | -            | -           | -         | -     |
| <b>Ending Balance (Deficit)</b>                           | -                    | -                            | -                        | -                | -            | -           | -         | -     |

## Identification of all costs, by category and amount, needed to fully implement the project

| Expenses Category |  | Amount         |
|-------------------|--|----------------|
| GL Account        | Description  |                |
| 900000            | Salaries   |                |
| 910000            | Staff Benefits   |                |
| 920001            | General Expense  |                |
| 924000            | Printing   |                |
| 925000            | Telecommunications                                     |                |
| 926000            | Postage  |                |
| 928000            | Insurance  |                |
| 929000            | Travel in State  |                |
| 931000            | Travel Out of State                                    |                |
| 933000            | Training   |                |
| 934000            | Security   |                |
| 935000            | Facilities Operations                                  |                |
| 936000            | Utilities  |                |
| 938000            | Contracted Services                                    |                |
| 940000            | Consulting and Professional Services - County Provided |                |
| 943000            | Information Technology (IT)                            | 392,882        |
| 945000            | Major Equipment  | 236,348        |
| 950000            | Other Items of Expense                                 |                |
| 972000            | Other  |                |
| 973000            | Debt Service   |                |
| 983000            | Court Construction                                     |                |
| 990000            | Distributed Administration & Allocation                |                |
| <b>Total</b>      |  | <b>629,230</b> |

A specific funding and expenditure schedule identifying the amounts related to the proposal to be contributed and expended, by fiscal year

| Description        | FY 2021-22 ▼ | FY 2023-24 ▼ | Select Fiscal Year ▼ | Select Fiscal Year ▼ | Select Fiscal Year ▼ | Select Fiscal Year ▼ | Select Fiscal Year ▼ | Select Fiscal Year ▼ | Total   |
|--------------------|--------------|--------------|----------------------|----------------------|----------------------|----------------------|----------------------|----------------------|---------|
| Contribution       | 629,230      |              |                      |                      |                      |                      |                      |                      | 629,230 |
| Expenditures       |              | 629,230      |                      |                      |                      |                      |                      |                      | 629,230 |
| Cumulative Balance | 629,230      | -            | -                    | -                    | -                    | -                    | -                    | -                    | -       |

Original Request:

Amended request

[illegible]

## APPLICATION FOR TCTF FUNDS HELD ON BEHALF OF THE COURT

Please check the type of request:

☒ **NEW REQUEST** (Complete Section I, III, and IV only.)☐ **AMENDED REQUEST** (Complete Sections I through IV.)**SECTION I: GENERAL INFORMATION****SUPERIOR COURT:**

Monterey

**PERSON AUTHORIZING REQUEST** (Presiding Judge or Court Executive Officer):

Chris Ruhl, CEO

**CONTACT PERSON AND CONTACT INFO:**Colin Simpson [colin.simpson@monterey.courts.ca.gov](mailto:colin.simpson@monterey.courts.ca.gov) 831-775-5630**DATE OF SUBMISSION:**

9/21/2022

**TIME PERIOD COVERED BY THE REQUEST, INCLUDING CONTRIBUTION AND EXPENDITURE:** FY 2022-2023**REQUESTED AMOUNT:****\$25,000****REASON FOR REQUEST** (Please briefly summarize the purpose for this request, including a brief description of the project/proposal. Use attachments if additional space is needed.):

The purpose of this request is to fund the services of a consultant to advise the Monterey County Superior Court on the design and construction of the new Fort Ord Courthouse.

**Fort Ord Courthouse Project Description**

- Location: Divarty Street and 2<sup>nd</sup> Avenue, Seaside, CA 93955
- Approximately a 5-acre site
- 3-Story, 83,000 gross-square-foot courthouse
- Seven multi-purpose courtrooms, chambers, holding cells, jury assembly room, self-help center and administrative offices
- Approximately 280 above-ground parking spaces
- Secured judicial officer parking area
- Photovoltaic solar panels in the parking area
- Cases to be heard at the Fort Ord Courthouse are family law, probate, and civil.

The Court plans to contract with a construction consultant during the design/build phase of the new Fort Ord Courthouse. The Court does not have the staffing with the skillset and time to fully dedicate to the specialized design of the new Fort Ord Courthouse project. The project consultant under this contract will assist the Court in the review of the facility design and provide guidance on decision points to respond to the project manager's and architect's inquiries in a timely and informed way.

The construction consultant for the new Fort Ord Courthouse project will work closely with the Presiding Judge and Court Administration to effectively provide input, when required, in the review of floor plans, requests for information documents and help in the preparation of recommendations on key decision points during the design and construction phases of the project.

**SECTION II: AMENDED REQUEST CHANGES****A. Identify sections and answers amended.**

N/A

**B. Provide a summary of the changes to the request.**

N/A

**SECTION III: TRIAL COURT OPERATIONS AND ACCESS TO JUSTICE**

**A. Explain why the request does not fit within the court's annual operational budget process and the three-year encumbrance term.**

*These funds reflect one-time costs to contract with a construction consultant for the new Fort Ord Courthouse. The one-time costs to contract with a construction consultant is dependent on the project's timeline.*

**APPLICATION FOR TCTF FUNDS HELD ON BEHALF OF THE COURT (Continued)**

**SECTION III (continued): TRIAL COURT OPERATIONS AND ACCESS TO JUSTICE**

**B. How will the request enhance the efficiency and/or effectiveness of court operations, and/or increase the availability of court services and programs?**

*The Court plans to use one-time funds for contracting with a construction consultant for the new Fort Ord Courthouse to review the new facility's design and obtain guidance on decision points to ensure court-operational efficiencies.*

**C. If a cost efficiency, please provide cost comparison (table template provided).**

N/A

**D. Describe the consequences to the court's operations if the court request is not approved.**

*The Court needs the expertise of a consultant to successfully collaborate and effectively participate in the design and construction of the new Fort Ord Courthouse project. If this request is not approved, the response to inquiries by the project manager and/or consultant may be delayed or lack the expertise of a professional with the skillset in the construction of public facilities. Ultimately, the final design and construction drawings may not reflect the Court operational efficiencies that could have been contributed by having a construction consultant onboard advising the Court.*

**E. Describe the consequences to the public and access to justice if the court request is not approved.**

*The Court plans to continue to work collaboratively with the JCC's Facilities Services in this effort. However, if this request is not approved, the Court's participation in ensuring access to justice in the facilities design may be limited. By having a construction consultant to assist the Court in the review of the new Fort Ord Courthouse design, the construction team may obtain better guidance from on major decision points that will ensure court-operational efficiencies in the construction plans and reflect the facility configurations in the design floorplans that will ensure access to justice.*

**F. What alternatives has the court identified if the request is not approved, and why is holding funding in the TCTF the preferred alternative?**

*As an alternative, if this request is not approved, the Court would continue to dedicate existing Executive Management and administrative staff to provide input in the programming and construction design for the new Fort Ord Courthouse. The approval of this application is a much better alternative to ensure the success of the construction of the new Fort Ord Courthouse.*

**SECTION IV: FINANCIAL INFORMATION**

Please provide the following (*table template provided for each*):

**A. Three-year history of year-end fund balances, revenues, and expenditures**

See attached

**B. Current detailed budget projections for the fiscal years the trial court would either be contributing to or receiving distributions from the TCTF fund balance held on the court's behalf**

See attached

**C. Identification of all costs, by category and amount, needed to fully implement the project**

See attached

**D. A specific funding and expenditure schedule identifying the amounts to be contributed and expended, by fiscal year**

See attached



If a cost efficiency, please provide cost comparison

| Status Quo            |  | Select Fiscal Year ▼ | Select Fiscal Year ▼ | Select Fiscal Year ▼ | Select Fiscal Year ▼ |
|-----------------------|--|----------------------|----------------------|----------------------|----------------------|
| GL Account            | Description  | Amount               | Amount               | Amount               | Amount               |
| N/A                   | Dedicated Revenue Stream (if applicable)               |                      |                      |                      |                      |
|                       |  |                      |                      |                      |                      |
| 900000                | Salaries   |                      |                      |                      |                      |
| 910000                | Staff Benefits   |                      |                      |                      |                      |
| 920001                | General Expense  |                      |                      |                      |                      |
| 924000                | Printing   |                      |                      |                      |                      |
| 925000                | Telecommunications                                     |                      |                      |                      |                      |
| 926000                | Postage  |                      |                      |                      |                      |
| 928000                | Insurance  |                      |                      |                      |                      |
| 929000                | Travel in State  |                      |                      |                      |                      |
| 931000                | Travel Out of State                                    |                      |                      |                      |                      |
| 933000                | Training   |                      |                      |                      |                      |
| 934000                | Security   |                      |                      |                      |                      |
| 935000                | Facilities Operations                                  |                      |                      |                      |                      |
| 936000                | Utilities  |                      |                      |                      |                      |
| 938000                | Contracted Services                                    |                      |                      |                      |                      |
| 940000                | Consulting and Professional Services - County Provided |                      |                      |                      |                      |
| 943000                | Information Technology (IT)                            |                      |                      |                      |                      |
| 945000                | Major Equipment  |                      |                      |                      |                      |
| 950000                | Other Items of Expense                                 |                      |                      |                      |                      |
| 972000                | Other  |                      |                      |                      |                      |
| 973000                | Debt Service   |                      |                      |                      |                      |
| 983000                | Court Construction                                     |                      |                      |                      |                      |
| 990000                | Distributed Administration & Allocation                |                      |                      |                      |                      |
| Net Revenue (Expense) |  | -                    | -                    | -                    | -                    |

| Proposed Project      |  |        |        |        |        |
|-----------------------|--|--------|--------|--------|--------|
| GL Account            | Description  | Amount | Amount | Amount | Amount |
| N/A                   | Dedicated Revenue Stream (if applicable)               |        |        |        |        |
|                       |  |        |        |        |        |
| 900000                | Salaries   |        |        |        |        |
| 910000                | Staff Benefits   |        |        |        |        |
| 920001                | General Expense  |        |        |        |        |
| 924000                | Printing   |        |        |        |        |
| 925000                | Telecommunications                                     |        |        |        |        |
| 926000                | Postage  |        |        |        |        |
| 928000                | Insurance  |        |        |        |        |
| 929000                | Travel in State  |        |        |        |        |
| 931000                | Travel Out of State                                    |        |        |        |        |
| 933000                | Training   |        |        |        |        |
| 934000                | Security   |        |        |        |        |
| 935000                | Facilities Operations                                  |        |        |        |        |
| 936000                | Utilities  |        |        |        |        |
| 938000                | Contracted Services                                    |        |        |        |        |
| 940000                | Consulting and Professional Services - County Provided |        |        |        |        |
| 943000                | Information Technology (IT)                            |        |        |        |        |
| 945000                | Major Equipment  |        |        |        |        |
| 950000                | Other Items of Expense                                 |        |        |        |        |
| 972000                | Other  |        |        |        |        |
| 973000                | Debt Service   |        |        |        |        |
| 983000                | Court Construction                                     |        |        |        |        |
| 990000                | Distributed Administration & Allocation                |        |        |        |        |
| Net Revenue (Expense) |  | -      | -      | -      | -      |

|                         |   |   |  |   |
|-------------------------|---|---|--|---|
| Cumulative Cost Savings | - | - |  | - |
|-------------------------|---|---|--|---|

If a cost efficiency, please provide cost comparison

| Status Quo                   |  | Select Fiscal Year ▼ | Select Fiscal Year ▼ | Select Fiscal Year ▼ |
|------------------------------|--|----------------------|----------------------|----------------------|
| GL Account                   | Description  | Amount               | Amount               | Amount               |
| N/A                          | Dedicated Revenue Stream (if applicable)               |                      |                      |                      |
|                              |  |                      |                      |                      |
| 900000                       | Salaries   |                      |                      |                      |
| 910000                       | Staff Benefits   |                      |                      |                      |
| 920001                       | General Expense  |                      |                      |                      |
| 924000                       | Printing   |                      |                      |                      |
| 925000                       | Telecommunications                                     |                      |                      |                      |
| 926000                       | Postage  |                      |                      |                      |
| 928000                       | Insurance  |                      |                      |                      |
| 929000                       | Travel in State  |                      |                      |                      |
| 931000                       | Travel Out of State                                    |                      |                      |                      |
| 933000                       | Training   |                      |                      |                      |
| 934000                       | Security   |                      |                      |                      |
| 935000                       | Facilities Operations                                  |                      |                      |                      |
| 936000                       | Utilities  |                      |                      |                      |
| 938000                       | Contracted Services                                    |                      |                      |                      |
|                              | Consulting and Professional Services - County Provided |                      |                      |                      |
| 940000                       |  |                      |                      |                      |
| 943000                       | Information Technology (IT)                            |                      |                      |                      |
| 945000                       | Major Equipment  |                      |                      |                      |
| 950000                       | Other Items of Expense                                 |                      |                      |                      |
| 972000                       | Other  |                      |                      |                      |
| 973000                       | Debt Service   |                      |                      |                      |
| 983000                       | Court Construction                                     |                      |                      |                      |
| 990000                       | Distributed Administration & Allocation                |                      |                      |                      |
| <b>Net Revenue (Expense)</b> |  | -                    | -                    | -                    |

| Proposed Project             |  |        |        |        |
|------------------------------|--|--------|--------|--------|
| GL Account                   | Description  | Amount | Amount | Amount |
| N/A                          | Dedicated Revenue Stream (if applicable)               |        |        |        |
|                              |  |        |        |        |
| 900000                       | Salaries   |        |        |        |
| 910000                       | Staff Benefits   |        |        |        |
| 920001                       | General Expense  |        |        |        |
| 924000                       | Printing   |        |        |        |
| 925000                       | Telecommunications                                     |        |        |        |
| 926000                       | Postage  |        |        |        |
| 928000                       | Insurance  |        |        |        |
| 929000                       | Travel in State  |        |        |        |
| 931000                       | Travel Out of State                                    |        |        |        |
| 933000                       | Training   |        |        |        |
| 934000                       | Security   |        |        |        |
| 935000                       | Facilities Operations                                  |        |        |        |
| 936000                       | Utilities  |        |        |        |
| 938000                       | Contracted Services                                    |        |        |        |
|                              | Consulting and Professional Services - County Provided |        |        |        |
| 940000                       |  |        |        |        |
| 943000                       | Information Technology (IT)                            |        |        |        |
| 945000                       | Major Equipment  |        |        |        |
| 950000                       | Other Items of Expense                                 |        |        |        |
| 972000                       | Other  |        |        |        |
| 973000                       | Debt Service   |        |        |        |
| 983000                       | Court Construction                                     |        |        |        |
| 990000                       | Distributed Administration & Allocation                |        |        |        |
| <b>Net Revenue (Expense)</b> |  | -      | -      | -      |

|                                |   |  |  |
|--------------------------------|---|--|--|
| <b>Cumulative Cost Savings</b> | - |  |  |
|--------------------------------|---|--|--|

## Prior three-year history of year-end fund balances, revenues, and expenditures

| FY 2021-22 ▼                 | FUNDS            |                              |                          |                  |              |             |           |                   |
|------------------------------|------------------|------------------------------|--------------------------|------------------|--------------|-------------|-----------|-------------------|
| Description                  | General          | Special Revenue<br>Non-Grant | Special Revenue<br>Grant | Capital Projects | Debt Service | Proprietary | Fiduciary | TOTAL             |
| <b>Beginning Balance</b>     | <b>1,807,023</b> | <b>1,051,941</b>             | -                        | -                | -            | -           | -         | <b>2,858,964</b>  |
| Revenues                     | 26,620,111       | 1,130,177                    | 688,555                  | -                | -            | -           | -         | <b>28,438,843</b> |
| Expenditures                 | 26,494,236       | 943,439                      | 1,027,702                | -                | -            | -           | -         | <b>28,465,377</b> |
| Operating Transfers In (Out) | (339,399)        | 252                          | 339,147                  | -                | -            | -           | -         | -                 |
| <b>Ending Fund Balance</b>   | <b>1,593,499</b> | <b>1,238,931</b>             | -                        | -                | -            | -           | -         | <b>2,832,430</b>  |

| FY 2020-21 ▼                 | FUNDS            |                              |                          |                  |              |             |           |                   |
|------------------------------|------------------|------------------------------|--------------------------|------------------|--------------|-------------|-----------|-------------------|
| Description                  | General          | Special Revenue<br>Non-Grant | Special Revenue<br>Grant | Capital Projects | Debt Service | Proprietary | Fiduciary | TOTAL             |
| <b>Beginning Balance</b>     | <b>1,231,917</b> | <b>873,000</b>               | -                        | -                | -            | -           | -         | <b>2,104,917</b>  |
| Revenues                     | 24,565,282       | 550,258                      | 674,882                  | -                | -            | -           | -         | <b>25,790,421</b> |
| Expenditures                 | 23,672,052       | 373,161                      | 991,161                  | -                | -            | -           | -         | <b>25,036,374</b> |
| Operating Transfers In (Out) | (318,123)        | 1,844                        | 316,279                  | -                | -            | -           | -         | -                 |
| <b>Ending Fund Balance</b>   | <b>1,807,023</b> | <b>1,051,941</b>             | -                        | -                | -            | -           | -         | <b>2,858,964</b>  |

| FY 2019-20 ▼                 | FUNDS            |                              |                          |                  |              |             |           |                   |
|------------------------------|------------------|------------------------------|--------------------------|------------------|--------------|-------------|-----------|-------------------|
| Description                  | General          | Special Revenue<br>Non-Grant | Special Revenue<br>Grant | Capital Projects | Debt Service | Proprietary | Fiduciary | TOTAL             |
| <b>Beginning Balance</b>     | <b>701,400</b>   | <b>679,695</b>               | -                        |                  |              |             |           | <b>1,381,095</b>  |
| Revenues                     | 24,885,416       | 534,603                      | 1,284,509                |                  |              |             |           | <b>26,704,527</b> |
| Expenditures                 | 24,044,801       | 341,297                      | 1,594,606                |                  |              |             |           | <b>25,980,705</b> |
| Operating Transfers In (Out) | (310,098)        | -                            | 310,098                  |                  |              |             |           | -                 |
| <b>Ending Fund Balance</b>   | <b>1,231,917</b> | <b>873,000</b>               | -                        | -                | -            | -           | -         | <b>2,104,917</b>  |

Current detailed budget projections for the fiscal years the trial court would either be contributing to or receiving distributions from the TCTF fund balance held on the cc

|   | FY 2021-22        | FUNDS                        |                          |                  |              |             |           |                   |
|---|-------------------|------------------------------|--------------------------|------------------|--------------|-------------|-----------|-------------------|
| Description   | General           | Special Revenue<br>Non-Grant | Special Revenue<br>Grant | Capital Projects | Debt Service | Proprietary | Fiduciary | TOTAL             |
| <b>REVENUES</b>   |                   |                              |                          |                  |              |             |           |                   |
| State Financing Sources                                   | 29,412,081        | 187,403                      | -                        | -                | -            | -           | -         | 29,599,485        |
| Grants  | -                 | -                            | 622,928                  | -                | -            | -           | -         | 622,928           |
| Other Financing Sources                                   | 368,957           | 368,704                      | -                        | -                | -            | -           | -         | 737,661           |
| <b>TOTAL REVENUES</b>                                     | <b>29,781,038</b> | <b>556,107</b>               | <b>622,928</b>           | <b>-</b>         | <b>-</b>     | <b>-</b>    | <b>-</b>  | <b>30,960,073</b> |
| <b>EXPENDITURES</b>                                       |                   |                              |                          |                  |              |             |           |                   |
| Salaries  | 15,276,409        | 106,173                      | 487,859                  | -                | -            | -           | -         | 15,870,441        |
| Staff Benefits  | 7,447,113         | 50,122                       | 239,601                  | -                | -            | -           | -         | 7,736,835         |
| General Expense   | 759,093           | -                            | 12,134                   | -                | -            | -           | -         | 771,227           |
| Printing  | 26,508            | -                            | -                        | -                | -            | -           | -         | 26,508            |
| Telecommunications  | 176,467           | -                            | -                        | -                | -            | -           | -         | 176,467           |
| Postage   | 122,156           | -                            | -                        | -                | -            | -           | -         | 122,156           |
| Insurance   | 21,904            | -                            | -                        | -                | -            | -           | -         | 21,904            |
| Travel in State   | 41,000            | -                            | 2,000                    | -                | -            | -           | -         | 43,000            |
| Travel Out of State                                       | 4,000             | -                            | -                        | -                | -            | -           | -         | 4,000             |
| Training  | 35,000            | -                            | 28,575                   | -                | -            | -           | -         | 63,575            |
| Security  | 653,856           | -                            | -                        | -                | -            | -           | -         | 653,856           |
| Facilities Operations                                     | 487,392           | -                            | -                        | -                | -            | -           | -         | 487,392           |
| Utilities   | -                 | -                            | -                        | -                | -            | -           | -         | -                 |
| Contracted Services                                       | 4,239,147         | 183,683                      | 2,367                    | -                | -            | -           | -         | 4,425,198         |
| Consulting and Professional Services<br>- County Provided | 23,970            | -                            | -                        | -                | -            | -           | -         | 23,970            |
| Information Technology (IT)                               | 570,357           | -                            | 4,200                    | -                | -            | -           | -         | 574,557           |
| Major Equipment   | 670,906           | -                            | -                        | -                | -            | -           | -         | 670,906           |
| Other Items of Expense                                    | 13,535            | -                            | -                        | -                | -            | -           | -         | 13,535            |
| Juror Costs   | 71,449            | -                            | -                        | -                | -            | -           | -         | 71,449            |
| Other   | 13,000            | -                            | -                        | -                | -            | -           | -         | 13,000            |
| Debt Service  | -                 | -                            | -                        | -                | -            | -           | -         | -                 |
| Court Construction  | -                 | -                            | -                        | -                | -            | -           | -         | -                 |
| Distributed Administration &<br>Allocation                | (171,221)         | 25,730                       | 145,492                  | -                | -            | -           | -         | -                 |
| Prior Year Expense Adjustment                             | -                 | -                            | -                        | -                | -            | -           | -         | -                 |
| <b>TOTAL EXPENDITURES</b>                                 | <b>30,482,041</b> | <b>365,708</b>               | <b>922,227</b>           | <b>-</b>         | <b>-</b>     | <b>-</b>    | <b>-</b>  | <b>31,769,976</b> |
| Operating Transfers In (Out)                              | (299,299)         | -                            | 299,299                  | -                | -            | -           | -         | -                 |
| <b>Fund Balance (Deficit)</b>                             |                   |                              |                          |                  |              |             |           |                   |
| Beginning Balance (Deficit)                               | 1,807,023         | 1,051,941                    | -                        | -                | -            | -           | -         | 2,858,964         |
| Ending Balance (Deficit)                                  | 806,721           | 1,242,341                    | -                        | -                | -            | -           | -         | 2,049,062         |

## Current detailed budget projection on court's behalf

|   | Select Fiscal Year | FUNDS                        |                          |                  |              |             |           |           |
|---|--------------------|------------------------------|--------------------------|------------------|--------------|-------------|-----------|-----------|
| Description   | General            | Special Revenue<br>Non-Grant | Special Revenue<br>Grant | Capital Projects | Debt Service | Proprietary | Fiduciary | TOTAL     |
| <b>REVENUES</b>   |                    |                              |                          |                  |              |             |           |           |
| State Financing Sources                                   |                    |                              |                          |                  |              |             |           | -         |
| Grants  |                    |                              |                          |                  |              |             |           | -         |
| Other Financing Sources                                   |                    |                              |                          |                  |              |             |           | -         |
| <b>TOTAL REVENUES</b>                                     | -                  | -                            | -                        | -                | -            | -           | -         | -         |
| <b>EXPENDITURES</b>                                       |                    |                              |                          |                  |              |             |           |           |
| Salaries  |                    |                              |                          |                  |              |             |           | -         |
| Staff Benefits  |                    |                              |                          |                  |              |             |           | -         |
| General Expense   |                    |                              |                          |                  |              |             |           | -         |
| Printing  |                    |                              |                          |                  |              |             |           | -         |
| Telecommunications  |                    |                              |                          |                  |              |             |           | -         |
| Postage   |                    |                              |                          |                  |              |             |           | -         |
| Insurance   |                    |                              |                          |                  |              |             |           | -         |
| Travel in State   |                    |                              |                          |                  |              |             |           | -         |
| Travel Out of State                                       |                    |                              |                          |                  |              |             |           | -         |
| Training  |                    |                              |                          |                  |              |             |           | -         |
| Security  |                    |                              |                          |                  |              |             |           | -         |
| Facilities Operations                                     |                    |                              |                          |                  |              |             |           | -         |
| Utilities   |                    |                              |                          |                  |              |             |           | -         |
| Contracted Services                                       |                    |                              |                          |                  |              |             |           | -         |
| Consulting and Professional Services<br>- County Provided |                    |                              |                          |                  |              |             |           | -         |
| Information Technology (IT)                               |                    |                              |                          |                  |              |             |           | -         |
| Major Equipment   |                    |                              |                          |                  |              |             |           | -         |
| Other Items of Expense                                    |                    |                              |                          |                  |              |             |           | -         |
| Juror Costs   |                    |                              |                          |                  |              |             |           | -         |
| Other   |                    |                              |                          |                  |              |             |           | -         |
| Debt Service  |                    |                              |                          |                  |              |             |           | -         |
| Court Construction  |                    |                              |                          |                  |              |             |           | -         |
| Distributed Administration &<br>Allocation                |                    |                              |                          |                  |              |             |           | -         |
| Prior Year Expense Adjustment                             |                    |                              |                          |                  |              |             |           | -         |
| <b>TOTAL EXPENDITURES</b>                                 | -                  | -                            | -                        | -                | -            | -           | -         | -         |
| Operating Transfers In (Out)                              |                    |                              |                          |                  |              |             |           | -         |
| <b>Fund Balance (Deficit)</b>                             |                    |                              |                          |                  |              |             |           |           |
| <b>Beginning Balance (Deficit)</b>                        | 806,721            | 1,242,341                    | -                        | -                | -            | -           | -         | 2,049,062 |
| <b>Ending Balance (Deficit)</b>                           | 806,721            | 1,242,341                    | -                        | -                | -            | -           | -         | 2,049,062 |

## Current detailed budget projection:

|   | Select Fiscal Year ▼ | FUNDS                     |                       |                  |              |             |           |           |
|---|----------------------|---------------------------|-----------------------|------------------|--------------|-------------|-----------|-----------|
| Description   | General              | Special Revenue Non-Grant | Special Revenue Grant | Capital Projects | Debt Service | Proprietary | Fiduciary | TOTAL     |
| <b>REVENUES</b>   |                      |                           |                       |                  |              |             |           |           |
| State Financing Sources                                   |                      |                           |                       |                  |              |             |           | -         |
| Grants  |                      |                           |                       |                  |              |             |           | -         |
| Other Financing Sources                                   |                      |                           |                       |                  |              |             |           | -         |
| <b>TOTAL REVENUES</b>                                     | -                    | -                         | -                     | -                | -            | -           | -         | -         |
| <b>EXPENDITURES</b>                                       |                      |                           |                       |                  |              |             |           |           |
| Salaries  |                      |                           |                       |                  |              |             |           | -         |
| Staff Benefits  |                      |                           |                       |                  |              |             |           | -         |
| General Expense   |                      |                           |                       |                  |              |             |           | -         |
| Printing  |                      |                           |                       |                  |              |             |           | -         |
| Telecommunications  |                      |                           |                       |                  |              |             |           | -         |
| Postage   |                      |                           |                       |                  |              |             |           | -         |
| Insurance   |                      |                           |                       |                  |              |             |           | -         |
| Travel in State   |                      |                           |                       |                  |              |             |           | -         |
| Travel Out of State                                       |                      |                           |                       |                  |              |             |           | -         |
| Training  |                      |                           |                       |                  |              |             |           | -         |
| Security  |                      |                           |                       |                  |              |             |           | -         |
| Facilities Operations                                     |                      |                           |                       |                  |              |             |           | -         |
| Utilities   |                      |                           |                       |                  |              |             |           | -         |
| Contracted Services                                       |                      |                           |                       |                  |              |             |           | -         |
| Consulting and Professional Services<br>- County Provided |                      |                           |                       |                  |              |             |           | -         |
| Information Technology (IT)                               |                      |                           |                       |                  |              |             |           | -         |
| Major Equipment   |                      |                           |                       |                  |              |             |           | -         |
| Other Items of Expense                                    |                      |                           |                       |                  |              |             |           | -         |
| Juror Costs   |                      |                           |                       |                  |              |             |           | -         |
| Other   |                      |                           |                       |                  |              |             |           | -         |
| Debt Service  |                      |                           |                       |                  |              |             |           | -         |
| Court Construction  |                      |                           |                       |                  |              |             |           | -         |
| Distributed Administration &<br>Allocation                |                      |                           |                       |                  |              |             |           | -         |
| Prior Year Expense Adjustment                             |                      |                           |                       |                  |              |             |           | -         |
| <b>TOTAL EXPENDITURES</b>                                 | -                    | -                         | -                     | -                | -            | -           | -         | -         |
| Operating Transfers In (Out)                              |                      |                           |                       |                  |              |             |           | -         |
| <b>Fund Balance (Deficit)</b>                             |                      |                           |                       |                  |              |             |           |           |
| <b>Beginning Balance (Deficit)</b>                        | 806,721              | 1,242,341                 | -                     | -                | -            | -           | -         | 2,049,062 |
| <b>Ending Balance (Deficit)</b>                           | 806,721              | 1,242,341                 | -                     | -                | -            | -           | -         | 2,049,062 |

## Current detailed budget projection:

|   | Select Fiscal Year ▼ | FUNDS                     |                       |                  |              |             |           |           |
|---|----------------------|---------------------------|-----------------------|------------------|--------------|-------------|-----------|-----------|
| Description   | General              | Special Revenue Non-Grant | Special Revenue Grant | Capital Projects | Debt Service | Proprietary | Fiduciary | TOTAL     |
| <b>REVENUES</b>   |                      |                           |                       |                  |              |             |           |           |
| State Financing Sources                                   |                      |                           |                       |                  |              |             |           | -         |
| Grants  |                      |                           |                       |                  |              |             |           | -         |
| Other Financing Sources                                   |                      |                           |                       |                  |              |             |           | -         |
| <b>TOTAL REVENUES</b>                                     | -                    | -                         | -                     | -                | -            | -           | -         | -         |
| <b>EXPENDITURES</b>                                       |                      |                           |                       |                  |              |             |           |           |
| Salaries  |                      |                           |                       |                  |              |             |           | -         |
| Staff Benefits  |                      |                           |                       |                  |              |             |           | -         |
| General Expense   |                      |                           |                       |                  |              |             |           | -         |
| Printing  |                      |                           |                       |                  |              |             |           | -         |
| Telecommunications  |                      |                           |                       |                  |              |             |           | -         |
| Postage   |                      |                           |                       |                  |              |             |           | -         |
| Insurance   |                      |                           |                       |                  |              |             |           | -         |
| Travel in State   |                      |                           |                       |                  |              |             |           | -         |
| Travel Out of State                                       |                      |                           |                       |                  |              |             |           | -         |
| Training  |                      |                           |                       |                  |              |             |           | -         |
| Security  |                      |                           |                       |                  |              |             |           | -         |
| Facilities Operations                                     |                      |                           |                       |                  |              |             |           | -         |
| Utilities   |                      |                           |                       |                  |              |             |           | -         |
| Contracted Services                                       |                      |                           |                       |                  |              |             |           | -         |
| Consulting and Professional Services<br>- County Provided |                      |                           |                       |                  |              |             |           | -         |
| Information Technology (IT)                               |                      |                           |                       |                  |              |             |           | -         |
| Major Equipment   |                      |                           |                       |                  |              |             |           | -         |
| Other Items of Expense                                    |                      |                           |                       |                  |              |             |           | -         |
| Juror Costs   |                      |                           |                       |                  |              |             |           | -         |
| Other   |                      |                           |                       |                  |              |             |           | -         |
| Debt Service  |                      |                           |                       |                  |              |             |           | -         |
| Court Construction  |                      |                           |                       |                  |              |             |           | -         |
| Distributed Administration &<br>Allocation                |                      |                           |                       |                  |              |             |           | -         |
| Prior Year Expense Adjustment                             |                      |                           |                       |                  |              |             |           | -         |
| <b>TOTAL EXPENDITURES</b>                                 | -                    | -                         | -                     | -                | -            | -           | -         | -         |
| Operating Transfers In (Out)                              |                      |                           |                       |                  |              |             |           | -         |
| <b>Fund Balance (Deficit)</b>                             |                      |                           |                       |                  |              |             |           |           |
| <b>Beginning Balance (Deficit)</b>                        | 806,721              | 1,242,341                 | -                     | -                | -            | -           | -         | 2,049,062 |
| <b>Ending Balance (Deficit)</b>                           | 806,721              | 1,242,341                 | -                     | -                | -            | -           | -         | 2,049,062 |

## Current detailed budget projection:

|   | Select Fiscal Year ▼ | FUNDS                     |                       |                  |              |             |           |           |
|---|----------------------|---------------------------|-----------------------|------------------|--------------|-------------|-----------|-----------|
| Description   | General              | Special Revenue Non-Grant | Special Revenue Grant | Capital Projects | Debt Service | Proprietary | Fiduciary | TOTAL     |
| <b>REVENUES</b>   |                      |                           |                       |                  |              |             |           |           |
| State Financing Sources                                   |                      |                           |                       |                  |              |             |           | -         |
| Grants  |                      |                           |                       |                  |              |             |           | -         |
| Other Financing Sources                                   |                      |                           |                       |                  |              |             |           | -         |
| <b>TOTAL REVENUES</b>                                     | -                    | -                         | -                     | -                | -            | -           | -         | -         |
| <b>EXPENDITURES</b>                                       |                      |                           |                       |                  |              |             |           |           |
| Salaries  |                      |                           |                       |                  |              |             |           | -         |
| Staff Benefits  |                      |                           |                       |                  |              |             |           | -         |
| General Expense   |                      |                           |                       |                  |              |             |           | -         |
| Printing  |                      |                           |                       |                  |              |             |           | -         |
| Telecommunications  |                      |                           |                       |                  |              |             |           | -         |
| Postage   |                      |                           |                       |                  |              |             |           | -         |
| Insurance   |                      |                           |                       |                  |              |             |           | -         |
| Travel in State   |                      |                           |                       |                  |              |             |           | -         |
| Travel Out of State                                       |                      |                           |                       |                  |              |             |           | -         |
| Training  |                      |                           |                       |                  |              |             |           | -         |
| Security  |                      |                           |                       |                  |              |             |           | -         |
| Facilities Operations                                     |                      |                           |                       |                  |              |             |           | -         |
| Utilities   |                      |                           |                       |                  |              |             |           | -         |
| Contracted Services                                       |                      |                           |                       |                  |              |             |           | -         |
| Consulting and Professional Services<br>- County Provided |                      |                           |                       |                  |              |             |           | -         |
| Information Technology (IT)                               |                      |                           |                       |                  |              |             |           | -         |
| Major Equipment   |                      |                           |                       |                  |              |             |           | -         |
| Other Items of Expense                                    |                      |                           |                       |                  |              |             |           | -         |
| Juror Costs   |                      |                           |                       |                  |              |             |           | -         |
| Other   |                      |                           |                       |                  |              |             |           | -         |
| Debt Service  |                      |                           |                       |                  |              |             |           | -         |
| Court Construction  |                      |                           |                       |                  |              |             |           | -         |
| Distributed Administration &<br>Allocation                |                      |                           |                       |                  |              |             |           | -         |
| Prior Year Expense Adjustment                             |                      |                           |                       |                  |              |             |           | -         |
| <b>TOTAL EXPENDITURES</b>                                 | -                    | -                         | -                     | -                | -            | -           | -         | -         |
| Operating Transfers In (Out)                              |                      |                           |                       |                  |              |             |           | -         |
| <b>Fund Balance (Deficit)</b>                             |                      |                           |                       |                  |              |             |           |           |
| <b>Beginning Balance (Deficit)</b>                        | 806,721              | 1,242,341                 | -                     | -                | -            | -           | -         | 2,049,062 |
| <b>Ending Balance (Deficit)</b>                           | 806,721              | 1,242,341                 | -                     | -                | -            | -           | -         | 2,049,062 |



## Current detailed budget projection:

|   | Select Fiscal Year | FUNDS                        |                          |                  |              |             |           |           |
|---|--------------------|------------------------------|--------------------------|------------------|--------------|-------------|-----------|-----------|
| Description   | General            | Special Revenue<br>Non-Grant | Special Revenue<br>Grant | Capital Projects | Debt Service | Proprietary | Fiduciary | TOTAL     |
| <b>REVENUES</b>   |                    |                              |                          |                  |              |             |           |           |
| State Financing Sources                                   |                    |                              |                          |                  |              |             |           | -         |
| Grants  |                    |                              |                          |                  |              |             |           | -         |
| Other Financing Sources                                   |                    |                              |                          |                  |              |             |           | -         |
| <b>TOTAL REVENUES</b>                                     | -                  | -                            | -                        | -                | -            | -           | -         | -         |
| <b>EXPENDITURES</b>                                       |                    |                              |                          |                  |              |             |           |           |
| Salaries  |                    |                              |                          |                  |              |             |           | -         |
| Staff Benefits  |                    |                              |                          |                  |              |             |           | -         |
| General Expense   |                    |                              |                          |                  |              |             |           | -         |
| Printing  |                    |                              |                          |                  |              |             |           | -         |
| Telecommunications  |                    |                              |                          |                  |              |             |           | -         |
| Postage   |                    |                              |                          |                  |              |             |           | -         |
| Insurance   |                    |                              |                          |                  |              |             |           | -         |
| Travel in State   |                    |                              |                          |                  |              |             |           | -         |
| Travel Out of State                                       |                    |                              |                          |                  |              |             |           | -         |
| Training  |                    |                              |                          |                  |              |             |           | -         |
| Security  |                    |                              |                          |                  |              |             |           | -         |
| Facilities Operations                                     |                    |                              |                          |                  |              |             |           | -         |
| Utilities   |                    |                              |                          |                  |              |             |           | -         |
| Contracted Services                                       |                    |                              |                          |                  |              |             |           | -         |
| Consulting and Professional Services<br>- County Provided |                    |                              |                          |                  |              |             |           | -         |
| Information Technology (IT)                               |                    |                              |                          |                  |              |             |           | -         |
| Major Equipment   |                    |                              |                          |                  |              |             |           | -         |
| Other Items of Expense                                    |                    |                              |                          |                  |              |             |           | -         |
| Juror Costs   |                    |                              |                          |                  |              |             |           | -         |
| Other   |                    |                              |                          |                  |              |             |           | -         |
| Debt Service  |                    |                              |                          |                  |              |             |           | -         |
| Court Construction  |                    |                              |                          |                  |              |             |           | -         |
| Distributed Administration &<br>Allocation                |                    |                              |                          |                  |              |             |           | -         |
| Prior Year Expense Adjustment                             |                    |                              |                          |                  |              |             |           | -         |
| <b>TOTAL EXPENDITURES</b>                                 | -                  | -                            | -                        | -                | -            | -           | -         | -         |
| Operating Transfers In (Out)                              |                    |                              |                          |                  |              |             |           | -         |
| <b>Fund Balance (Deficit)</b>                             |                    |                              |                          |                  |              |             |           |           |
| <b>Beginning Balance (Deficit)</b>                        | 806,721            | 1,242,341                    | -                        | -                | -            | -           | -         | 2,049,062 |
| <b>Ending Balance (Deficit)</b>                           | 806,721            | 1,242,341                    | -                        | -                | -            | -           | -         | 2,049,062 |

## Current detailed budget projection:

|   | Select Fiscal Year | FUNDS                        |                          |                  |              |             |           |           |
|---|--------------------|------------------------------|--------------------------|------------------|--------------|-------------|-----------|-----------|
| Description   | General            | Special Revenue<br>Non-Grant | Special Revenue<br>Grant | Capital Projects | Debt Service | Proprietary | Fiduciary | TOTAL     |
| <b>REVENUES</b>   |                    |                              |                          |                  |              |             |           |           |
| State Financing Sources                                   |                    |                              |                          |                  |              |             |           | -         |
| Grants  |                    |                              |                          |                  |              |             |           | -         |
| Other Financing Sources                                   |                    |                              |                          |                  |              |             |           | -         |
| <b>TOTAL REVENUES</b>                                     | -                  | -                            | -                        | -                | -            | -           | -         | -         |
| <b>EXPENDITURES</b>                                       |                    |                              |                          |                  |              |             |           |           |
| Salaries  |                    |                              |                          |                  |              |             |           | -         |
| Staff Benefits  |                    |                              |                          |                  |              |             |           | -         |
| General Expense   |                    |                              |                          |                  |              |             |           | -         |
| Printing  |                    |                              |                          |                  |              |             |           | -         |
| Telecommunications  |                    |                              |                          |                  |              |             |           | -         |
| Postage   |                    |                              |                          |                  |              |             |           | -         |
| Insurance   |                    |                              |                          |                  |              |             |           | -         |
| Travel in State   |                    |                              |                          |                  |              |             |           | -         |
| Travel Out of State                                       |                    |                              |                          |                  |              |             |           | -         |
| Training  |                    |                              |                          |                  |              |             |           | -         |
| Security  |                    |                              |                          |                  |              |             |           | -         |
| Facilities Operations                                     |                    |                              |                          |                  |              |             |           | -         |
| Utilities   |                    |                              |                          |                  |              |             |           | -         |
| Contracted Services                                       |                    |                              |                          |                  |              |             |           | -         |
| Consulting and Professional Services<br>- County Provided |                    |                              |                          |                  |              |             |           | -         |
| Information Technology (IT)                               |                    |                              |                          |                  |              |             |           | -         |
| Major Equipment   |                    |                              |                          |                  |              |             |           | -         |
| Other Items of Expense                                    |                    |                              |                          |                  |              |             |           | -         |
| Juror Costs   |                    |                              |                          |                  |              |             |           | -         |
| Other   |                    |                              |                          |                  |              |             |           | -         |
| Debt Service  |                    |                              |                          |                  |              |             |           | -         |
| Court Construction  |                    |                              |                          |                  |              |             |           | -         |
| Distributed Administration &<br>Allocation                |                    |                              |                          |                  |              |             |           | -         |
| Prior Year Expense Adjustment                             |                    |                              |                          |                  |              |             |           | -         |
| <b>TOTAL EXPENDITURES</b>                                 | -                  | -                            | -                        | -                | -            | -           | -         | -         |
| Operating Transfers In (Out)                              |                    |                              |                          |                  |              |             |           | -         |
| <b>Fund Balance (Deficit)</b>                             |                    |                              |                          |                  |              |             |           |           |
| <b>Beginning Balance (Deficit)</b>                        | 806,721            | 1,242,341                    | -                        | -                | -            | -           | -         | 2,049,062 |
| <b>Ending Balance (Deficit)</b>                           | 806,721            | 1,242,341                    | -                        | -                | -            | -           | -         | 2,049,062 |

## Current detailed budget projection:

|   | Select Fiscal Year | FUNDS                        |                          |                  |              |             |           |           |
|---|--------------------|------------------------------|--------------------------|------------------|--------------|-------------|-----------|-----------|
| Description   | General            | Special Revenue<br>Non-Grant | Special Revenue<br>Grant | Capital Projects | Debt Service | Proprietary | Fiduciary | TOTAL     |
| <b>REVENUES</b>   |                    |                              |                          |                  |              |             |           |           |
| State Financing Sources                                   |                    |                              |                          |                  |              |             |           | -         |
| Grants  |                    |                              |                          |                  |              |             |           | -         |
| Other Financing Sources                                   |                    |                              |                          |                  |              |             |           | -         |
| <b>TOTAL REVENUES</b>                                     | -                  | -                            | -                        | -                | -            | -           | -         | -         |
| <b>EXPENDITURES</b>                                       |                    |                              |                          |                  |              |             |           |           |
| Salaries  |                    |                              |                          |                  |              |             |           | -         |
| Staff Benefits  |                    |                              |                          |                  |              |             |           | -         |
| General Expense   |                    |                              |                          |                  |              |             |           | -         |
| Printing  |                    |                              |                          |                  |              |             |           | -         |
| Telecommunications  |                    |                              |                          |                  |              |             |           | -         |
| Postage   |                    |                              |                          |                  |              |             |           | -         |
| Insurance   |                    |                              |                          |                  |              |             |           | -         |
| Travel in State   |                    |                              |                          |                  |              |             |           | -         |
| Travel Out of State                                       |                    |                              |                          |                  |              |             |           | -         |
| Training  |                    |                              |                          |                  |              |             |           | -         |
| Security  |                    |                              |                          |                  |              |             |           | -         |
| Facilities Operations                                     |                    |                              |                          |                  |              |             |           | -         |
| Utilities   |                    |                              |                          |                  |              |             |           | -         |
| Contracted Services                                       |                    |                              |                          |                  |              |             |           | -         |
| Consulting and Professional Services<br>- County Provided |                    |                              |                          |                  |              |             |           | -         |
| Information Technology (IT)                               |                    |                              |                          |                  |              |             |           | -         |
| Major Equipment   |                    |                              |                          |                  |              |             |           | -         |
| Other Items of Expense                                    |                    |                              |                          |                  |              |             |           | -         |
| Juror Costs   |                    |                              |                          |                  |              |             |           | -         |
| Other   |                    |                              |                          |                  |              |             |           | -         |
| Debt Service  |                    |                              |                          |                  |              |             |           | -         |
| Court Construction  |                    |                              |                          |                  |              |             |           | -         |
| Distributed Administration &<br>Allocation                |                    |                              |                          |                  |              |             |           | -         |
| Prior Year Expense Adjustment                             |                    |                              |                          |                  |              |             |           | -         |
| <b>TOTAL EXPENDITURES</b>                                 | -                  | -                            | -                        | -                | -            | -           | -         | -         |
| Operating Transfers In (Out)                              |                    |                              |                          |                  |              |             |           | -         |
| <b>Fund Balance (Deficit)</b>                             |                    |                              |                          |                  |              |             |           |           |
| <b>Beginning Balance (Deficit)</b>                        | 806,721            | 1,242,341                    | -                        | -                | -            | -           | -         | 2,049,062 |
| <b>Ending Balance (Deficit)</b>                           | 806,721            | 1,242,341                    | -                        | -                | -            | -           | -         | 2,049,062 |

## Identification of all costs, by category and amount, needed to fully implement the project

| Expenses Category |  | Amount        |
|-------------------|--|---------------|
| GL Account        | Description  |               |
| 900000            | Salaries   | -             |
| 910000            | Staff Benefits   | -             |
| 920001            | General Expense  | -             |
| 924000            | Printing   | -             |
| 925000            | Telecommunications                                     | -             |
| 926000            | Postage  | -             |
| 928000            | Insurance  | -             |
| 929000            | Travel in State  | -             |
| 931000            | Travel Out of State                                    | -             |
| 933000            | Training   | -             |
| 934000            | Security   | -             |
| 935000            | Facilities Operations                                  | -             |
| 936000            | Utilities  | -             |
| 938000            | Contracted Services                                    | 25,000        |
| 940000            | Consulting and Professional Services - County Provided | -             |
| 943000            | Information Technology (IT)                            | -             |
| 945000            | Major Equipment  | -             |
| 950000            | Other Items of Expense                                 | -             |
| 972000            | Other  | -             |
| 973000            | Debt Service   | -             |
| 983000            | Court Construction                                     | -             |
| 990000            | Distributed Administration & Allocation                | -             |
| <b>Total</b>      |  | <b>25,000</b> |


[illegible]

Original Request:

Amended request

[illegible]

## APPLICATION FOR TCTF FUNDS HELD ON BEHALF OF THE COURT

|   |   |   |
|---|---|---|
| Please check the type of request:<br><br><input checked="" type="checkbox"/> <b>NEW REQUEST</b> <i>(Complete Section I, III, and IV only.)</i><br><br><input type="checkbox"/> <b>AMENDED REQUEST</b> <i>(Complete Sections I through IV.)</i>  |   |  |
| <b>SECTION I: GENERAL INFORMATION</b>   |   |   |
| <b>SUPERIOR COURT:</b><br>Monterey  | <b>PERSON AUTHORIZING REQUEST</b> <i>(Presiding Judge or Court Executive Officer):</i><br>Chris Ruhl, CEO<br><br><b>CONTACT PERSON AND CONTACT INFO:</b><br>Colin Simpson <a href="mailto:colin.simpson@monterey.courts.ca.gov">colin.simpson@monterey.courts.ca.gov</a> 831-775-5630 |   |
| <b>DATE OF SUBMISSION:</b><br>9/21/2022   | <b>TIME PERIOD COVERED BY THE REQUEST, INCLUDING CONTRIBUTION AND EXPENDITURE:</b> FY 2022-2023   | <b>REQUESTED AMOUNT:</b><br><b>\$50,000</b>   |
| <b>REASON FOR REQUEST</b> <i>(Please briefly summarize the purpose for this request, including a brief description of the project/proposal. Use attachments if additional space is needed.):</i><br><br><p>The purpose of this request is to fund the replacement of a 2007 Camry vehicle, a fixed asset. The replacement of this vehicle was delayed in 2022 due to low dealership inventories created by supply chain disruptions and high prices. In early 2022, the Court decided to replace a passenger vehicle with over 120,000 miles that relies only on unleaded fuel with the purchase of a hybrid fuel-efficient vehicle. The 2007 Camry also requires more ongoing maintenance</p> <p>The purchase of the new hybrid vehicle was delayed due to the limited number of available new vehicles created by the auto industry's supply chain disruption which also resulted in significantly higher prices. The Court needs to replace the 2007 Camry with a new hybrid fuel-efficient vehicle to also mitigate employee safety concerns. The Court plans to purchase a replacement new hybrid vehicle in 2022.</p> |   |   |
| <b>SECTION II: AMENDED REQUEST CHANGES</b>  |   |   |
| <b>A. Identify sections and answers amended.</b><br><br>N/A<br><br><b>B. Provide a summary of the changes to the request.</b><br>N/A  |   |   |
| <b>SECTION III: TRIAL COURT OPERATIONS AND ACCESS TO JUSTICE</b>  |   |   |
| <b>A. Explain why the request does not fit within the court's annual operational budget process and the three-year encumbrance term.</b><br><i>These funds reflect one-time costs for the acquisition of a fixed asset. Due to the uncertain nature of present and future funding for the judicial branch and trial courts, the court's operational funding would be negatively impacted if it must absorb a reduction in funding of this amount. The one-time costs for the purchase of a new vehicle have already been determined in the court's operational budget. Though the court was hopeful that it would be able to purchase a new fuel-efficient vehicle in FY 2021-22, the delays and high prices created by the supply chain disruption forced it to postpone the purchase of the fixed asset to obtain a more favorable deal.</i>  |   |   |
| <b>APPLICATION FOR TCTF FUNDS HELD ON BEHALF OF THE COURT (Continued)</b>   |   |   |
| <b>SECTION III (continued): TRIAL COURT OPERATIONS AND ACCESS TO JUSTICE</b>  |   |   |
| <b>B. How will the request enhance the efficiency and/or effectiveness of court operations, and/or increase the availability of court services and programs?</b>  |   |   |

*The purchase of a new fuel-efficient sedan vehicle (hybrid) will provide safe transportation to court employees traveling between court locations and/or traveling outside the county.*

**C. If a cost efficiency, please provide cost comparison (table template provided).**

N/A

**D. Describe the consequences to the court's operations if the court request is not approved.**

*If this request is not approved, the Court operations personnel will be compelled to continue to use a high mileage vehicle until it is not safe to drive. Currently, this vehicle requires higher levels of maintenance to reduce the risk of getting stranded on the highway or having mechanical problems while driving it. Due to the high mileage, the Court will only authorize the use of the vehicle for short distances within Monterey County. If the high mileage vehicle becomes unsafe to drive due to maintenance issues, it will be placed out of service. In the latter case, when necessary Court operations personnel will be asked to drive their personal vehicle for mileage reimbursement if no other Court vehicle is available.*

**E. Describe the consequences to the public and access to justice if the court request is not approved.**

N/A

**F. What alternatives has the court identified if the request is not approved, and why is holding funding in the TCTF the preferred alternative?**

*The one-time costs for the purchase of a new hybrid vehicle are consistent with the guidelines and intent of the TCTF Funds Held on Behalf of the Courts process. However, if the request is not approved, the Court will continue to use the high mileage vehicle or utilize other safer Court vehicles for employee travel. If there are no Court vehicles available, the employees will be asked to use their personal vehicle and submit a mileage reimbursement claim. If an employee does not have a personal vehicle, then the employee will not be able to travel, and Court operations will need to delay services or reassign another employee who has access to a personal vehicle.*

**SECTION IV: FINANCIAL INFORMATION**

**Please provide the following (table template provided for each):**

**A. Three-year history of year-end fund balances, revenues, and expenditures**

See attached

**B. Current detailed budget projections for the fiscal years the trial court would either be contributing to or receiving distributions from the TCTF fund balance held on the court's behalf**

See attached

**C. Identification of all costs, by category and amount, needed to fully implement the project**

See attached

**D. A specific funding and expenditure schedule identifying the amounts to be contributed and expended, by fiscal year**

See attached



If a cost efficiency, please provide cost comparison

| Status Quo            |  | Select Fiscal Year ▼ | Select Fiscal Year ▼ | Select Fiscal Year ▼ | Select Fiscal Year ▼ |
|-----------------------|--|----------------------|----------------------|----------------------|----------------------|
| GL Account            | Description  | Amount               | Amount               | Amount               | Amount               |
| N/A                   | Dedicated Revenue Stream (if applicable)               |                      |                      |                      |                      |
|                       |  |                      |                      |                      |                      |
| 900000                | Salaries   |                      |                      |                      |                      |
| 910000                | Staff Benefits   |                      |                      |                      |                      |
| 920001                | General Expense  |                      |                      |                      |                      |
| 924000                | Printing   |                      |                      |                      |                      |
| 925000                | Telecommunications                                     |                      |                      |                      |                      |
| 926000                | Postage  |                      |                      |                      |                      |
| 928000                | Insurance  |                      |                      |                      |                      |
| 929000                | Travel in State  |                      |                      |                      |                      |
| 931000                | Travel Out of State                                    |                      |                      |                      |                      |
| 933000                | Training   |                      |                      |                      |                      |
| 934000                | Security   |                      |                      |                      |                      |
| 935000                | Facilities Operations                                  |                      |                      |                      |                      |
| 936000                | Utilities  |                      |                      |                      |                      |
| 938000                | Contracted Services                                    |                      |                      |                      |                      |
| 940000                | Consulting and Professional Services - County Provided |                      |                      |                      |                      |
| 943000                | Information Technology (IT)                            |                      |                      |                      |                      |
| 945000                | Major Equipment  |                      |                      |                      |                      |
| 950000                | Other Items of Expense                                 |                      |                      |                      |                      |
| 972000                | Other  |                      |                      |                      |                      |
| 973000                | Debt Service   |                      |                      |                      |                      |
| 983000                | Court Construction                                     |                      |                      |                      |                      |
| 990000                | Distributed Administration & Allocation                |                      |                      |                      |                      |
| Net Revenue (Expense) |  | -                    | -                    | -                    | -                    |

| Proposed Project      |  |        |        |        |        |
|-----------------------|--|--------|--------|--------|--------|
| GL Account            | Description  | Amount | Amount | Amount | Amount |
| N/A                   | Dedicated Revenue Stream (if applicable)               |        |        |        |        |
|                       |  |        |        |        |        |
| 900000                | Salaries   |        |        |        |        |
| 910000                | Staff Benefits   |        |        |        |        |
| 920001                | General Expense  |        |        |        |        |
| 924000                | Printing   |        |        |        |        |
| 925000                | Telecommunications                                     |        |        |        |        |
| 926000                | Postage  |        |        |        |        |
| 928000                | Insurance  |        |        |        |        |
| 929000                | Travel in State  |        |        |        |        |
| 931000                | Travel Out of State                                    |        |        |        |        |
| 933000                | Training   |        |        |        |        |
| 934000                | Security   |        |        |        |        |
| 935000                | Facilities Operations                                  |        |        |        |        |
| 936000                | Utilities  |        |        |        |        |
| 938000                | Contracted Services                                    |        |        |        |        |
| 940000                | Consulting and Professional Services - County Provided |        |        |        |        |
| 943000                | Information Technology (IT)                            |        |        |        |        |
| 945000                | Major Equipment  |        |        |        |        |
| 950000                | Other Items of Expense                                 |        |        |        |        |
| 972000                | Other  |        |        |        |        |
| 973000                | Debt Service   |        |        |        |        |
| 983000                | Court Construction                                     |        |        |        |        |
| 990000                | Distributed Administration & Allocation                |        |        |        |        |
| Net Revenue (Expense) |  | -      | -      | -      | -      |

|                         |   |   |  |   |
|-------------------------|---|---|--|---|
| Cumulative Cost Savings | - | - |  | - |
|-------------------------|---|---|--|---|

If a cost efficiency, please provide cost comparison

| Status Quo                   |  | Select Fiscal Year ▼ | Select Fiscal Year ▼ | Select Fiscal Year ▼ |
|------------------------------|--|----------------------|----------------------|----------------------|
| GL Account                   | Description  | Amount               | Amount               | Amount               |
| N/A                          | Dedicated Revenue Stream (if applicable)               |                      |                      |                      |
|                              |  |                      |                      |                      |
| 900000                       | Salaries   |                      |                      |                      |
| 910000                       | Staff Benefits   |                      |                      |                      |
| 920001                       | General Expense  |                      |                      |                      |
| 924000                       | Printing   |                      |                      |                      |
| 925000                       | Telecommunications                                     |                      |                      |                      |
| 926000                       | Postage  |                      |                      |                      |
| 928000                       | Insurance  |                      |                      |                      |
| 929000                       | Travel in State  |                      |                      |                      |
| 931000                       | Travel Out of State                                    |                      |                      |                      |
| 933000                       | Training   |                      |                      |                      |
| 934000                       | Security   |                      |                      |                      |
| 935000                       | Facilities Operations                                  |                      |                      |                      |
| 936000                       | Utilities  |                      |                      |                      |
| 938000                       | Contracted Services                                    |                      |                      |                      |
|                              | Consulting and Professional Services - County Provided |                      |                      |                      |
| 940000                       |  |                      |                      |                      |
| 943000                       | Information Technology (IT)                            |                      |                      |                      |
| 945000                       | Major Equipment  |                      |                      |                      |
| 950000                       | Other Items of Expense                                 |                      |                      |                      |
| 972000                       | Other  |                      |                      |                      |
| 973000                       | Debt Service   |                      |                      |                      |
| 983000                       | Court Construction                                     |                      |                      |                      |
| 990000                       | Distributed Administration & Allocation                |                      |                      |                      |
| <b>Net Revenue (Expense)</b> |  | -                    | -                    | -                    |

| Proposed Project             |  |        |        |        |
|------------------------------|--|--------|--------|--------|
| GL Account                   | Description  | Amount | Amount | Amount |
| N/A                          | Dedicated Revenue Stream (if applicable)               |        |        |        |
|                              |  |        |        |        |
| 900000                       | Salaries   |        |        |        |
| 910000                       | Staff Benefits   |        |        |        |
| 920001                       | General Expense  |        |        |        |
| 924000                       | Printing   |        |        |        |
| 925000                       | Telecommunications                                     |        |        |        |
| 926000                       | Postage  |        |        |        |
| 928000                       | Insurance  |        |        |        |
| 929000                       | Travel in State  |        |        |        |
| 931000                       | Travel Out of State                                    |        |        |        |
| 933000                       | Training   |        |        |        |
| 934000                       | Security   |        |        |        |
| 935000                       | Facilities Operations                                  |        |        |        |
| 936000                       | Utilities  |        |        |        |
| 938000                       | Contracted Services                                    |        |        |        |
|                              | Consulting and Professional Services - County Provided |        |        |        |
| 940000                       |  |        |        |        |
| 943000                       | Information Technology (IT)                            |        |        |        |
| 945000                       | Major Equipment  |        |        |        |
| 950000                       | Other Items of Expense                                 |        |        |        |
| 972000                       | Other  |        |        |        |
| 973000                       | Debt Service   |        |        |        |
| 983000                       | Court Construction                                     |        |        |        |
| 990000                       | Distributed Administration & Allocation                |        |        |        |
| <b>Net Revenue (Expense)</b> |  | -      | -      | -      |

|                                |   |  |  |
|--------------------------------|---|--|--|
| <b>Cumulative Cost Savings</b> | - |  |  |
|--------------------------------|---|--|--|

## Prior three-year history of year-end fund balances, revenues, and expenditures

| FY 2021-22 ▼                 | FUNDS            |                              |                          |                  |              |             |           |                   |
|------------------------------|------------------|------------------------------|--------------------------|------------------|--------------|-------------|-----------|-------------------|
| Description                  | General          | Special Revenue<br>Non-Grant | Special Revenue<br>Grant | Capital Projects | Debt Service | Proprietary | Fiduciary | TOTAL             |
| <b>Beginning Balance</b>     | <b>1,807,023</b> | <b>1,051,941</b>             | -                        | -                | -            | -           | -         | <b>2,858,964</b>  |
| Revenues                     | 26,620,111       | 1,130,177                    | 688,555                  | -                | -            | -           | -         | <b>28,438,843</b> |
| Expenditures                 | 26,494,236       | 943,439                      | 1,027,702                | -                | -            | -           | -         | <b>28,465,377</b> |
| Operating Transfers In (Out) | (339,399)        | 252                          | 339,147                  | -                | -            | -           | -         | -                 |
| <b>Ending Fund Balance</b>   | <b>1,593,499</b> | <b>1,238,931</b>             | -                        | -                | -            | -           | -         | <b>2,832,430</b>  |

| FY 2020-21 ▼                 | FUNDS            |                              |                          |                  |              |             |           |                   |
|------------------------------|------------------|------------------------------|--------------------------|------------------|--------------|-------------|-----------|-------------------|
| Description                  | General          | Special Revenue<br>Non-Grant | Special Revenue<br>Grant | Capital Projects | Debt Service | Proprietary | Fiduciary | TOTAL             |
| <b>Beginning Balance</b>     | <b>1,231,917</b> | <b>873,000</b>               | -                        | -                | -            | -           | -         | <b>2,104,917</b>  |
| Revenues                     | 24,565,282       | 550,258                      | 674,882                  | -                | -            | -           | -         | <b>25,790,421</b> |
| Expenditures                 | 23,672,052       | 373,161                      | 991,161                  | -                | -            | -           | -         | <b>25,036,374</b> |
| Operating Transfers In (Out) | (318,123)        | 1,844                        | 316,279                  | -                | -            | -           | -         | -                 |
| <b>Ending Fund Balance</b>   | <b>1,807,023</b> | <b>1,051,941</b>             | -                        | -                | -            | -           | -         | <b>2,858,964</b>  |

| FY 2019-20 ▼                 | FUNDS            |                              |                          |                  |              |             |           |                   |
|------------------------------|------------------|------------------------------|--------------------------|------------------|--------------|-------------|-----------|-------------------|
| Description                  | General          | Special Revenue<br>Non-Grant | Special Revenue<br>Grant | Capital Projects | Debt Service | Proprietary | Fiduciary | TOTAL             |
| <b>Beginning Balance</b>     | <b>701,400</b>   | <b>679,695</b>               | -                        |                  |              |             |           | <b>1,381,095</b>  |
| Revenues                     | 24,885,416       | 534,603                      | 1,284,509                |                  |              |             |           | <b>26,704,527</b> |
| Expenditures                 | 24,044,801       | 341,297                      | 1,594,606                |                  |              |             |           | <b>25,980,705</b> |
| Operating Transfers In (Out) | (310,098)        | -                            | 310,098                  |                  |              |             |           | -                 |
| <b>Ending Fund Balance</b>   | <b>1,231,917</b> | <b>873,000</b>               | -                        | -                | -            | -           | -         | <b>2,104,917</b>  |

Current detailed budget projections for the fiscal years the trial court would either be contributing to or receiving distributions from the TCTF fund balance held on the cc

|  | FY 2021-22 |                           | FUNDS                 |                  |              |             |           |            |
|--|------------|---------------------------|-----------------------|------------------|--------------|-------------|-----------|------------|
| Description  | General    | Special Revenue Non-Grant | Special Revenue Grant | Capital Projects | Debt Service | Proprietary | Fiduciary | TOTAL      |
| REVENUES   |            |                           |                       |                  |              |             |           |            |
| State Financing Sources                                | 29,412,081 | 187,403                   | -                     | -                | -            | -           | -         | 29,599,485 |
| Grants   | -          | -                         | 622,928               | -                | -            | -           | -         | 622,928    |
| Other Financing Sources                                | 368,957    | 368,704                   | -                     | -                | -            | -           | -         | 737,661    |
| TOTAL REVENUES   | 29,781,038 | 556,107                   | 622,928               | -                | -            | -           | -         | 30,960,073 |
| EXPENDITURES   |            |                           |                       |                  |              |             |           |            |
| Salaries   | 15,276,409 | 106,173                   | 487,859               | -                | -            | -           | -         | 15,870,441 |
| Staff Benefits   | 7,447,113  | 50,122                    | 239,601               | -                | -            | -           | -         | 7,736,835  |
| General Expense  | 759,093    | -                         | 12,134                | -                | -            | -           | -         | 771,227    |
| Printing   | 26,508     | -                         | -                     | -                | -            | -           | -         | 26,508     |
| Telecommunications                                     | 176,467    | -                         | -                     | -                | -            | -           | -         | 176,467    |
| Postage  | 122,156    | -                         | -                     | -                | -            | -           | -         | 122,156    |
| Insurance  | 21,904     | -                         | -                     | -                | -            | -           | -         | 21,904     |
| Travel in State  | 41,000     | -                         | 2,000                 | -                | -            | -           | -         | 43,000     |
| Travel Out of State                                    | 4,000      | -                         | -                     | -                | -            | -           | -         | 4,000      |
| Training   | 35,000     | -                         | 28,575                | -                | -            | -           | -         | 63,575     |
| Security   | 653,856    | -                         | -                     | -                | -            | -           | -         | 653,856    |
| Facilities Operations                                  | 487,392    | -                         | -                     | -                | -            | -           | -         | 487,392    |
| Utilities  | -          | -                         | -                     | -                | -            | -           | -         | -          |
| Contracted Services                                    | 4,239,147  | 183,683                   | 2,367                 | -                | -            | -           | -         | 4,425,198  |
| Consulting and Professional Services - County Provided | 23,970     | -                         | -                     | -                | -            | -           | -         | 23,970     |
| Information Technology (IT)                            | 570,357    | -                         | 4,200                 | -                | -            | -           | -         | 574,557    |
| Major Equipment  | 670,906    | -                         | -                     | -                | -            | -           | -         | 670,906    |
| Other Items of Expense                                 | 13,535     | -                         | -                     | -                | -            | -           | -         | 13,535     |
| Juror Costs  | 71,449     | -                         | -                     | -                | -            | -           | -         | 71,449     |
| Other  | 13,000     | -                         | -                     | -                | -            | -           | -         | 13,000     |
| Debt Service   | -          | -                         | -                     | -                | -            | -           | -         | -          |
| Court Construction                                     | -          | -                         | -                     | -                | -            | -           | -         | -          |
| Distributed Administration & Allocation                | (171,221)  | 25,730                    | 145,492               | -                | -            | -           | -         | -          |
| Prior Year Expense Adjustment                          | -          | -                         | -                     | -                | -            | -           | -         | -          |
| TOTAL EXPENDITURES                                     | 30,482,041 | 365,708                   | 922,227               | -                | -            | -           | -         | 31,769,976 |
| Operating Transfers In (Out)                           | (299,299)  | -                         | 299,299               | -                | -            | -           | -         | -          |
| Fund Balance (Deficit)                                 |            |                           |                       |                  |              |             |           |            |
| Beginning Balance (Deficit)                            | 1,807,023  | 1,051,941                 | -                     |                  |              |             |           | 2,858,964  |
| Ending Balance (Deficit)                               | 806,721    | 1,242,341                 | -                     | -                | -            | -           | -         | 2,049,062  |

## Current detailed budget projection on court's behalf

|   | Select Fiscal Year | FUNDS                        |                          |                  |              |             |           |           |
|---|--------------------|------------------------------|--------------------------|------------------|--------------|-------------|-----------|-----------|
| Description   | General            | Special Revenue<br>Non-Grant | Special Revenue<br>Grant | Capital Projects | Debt Service | Proprietary | Fiduciary | TOTAL     |
| <b>REVENUES</b>   |                    |                              |                          |                  |              |             |           |           |
| State Financing Sources                                   |                    |                              |                          |                  |              |             |           | -         |
| Grants  |                    |                              |                          |                  |              |             |           | -         |
| Other Financing Sources                                   |                    |                              |                          |                  |              |             |           | -         |
| <b>TOTAL REVENUES</b>                                     | -                  | -                            | -                        | -                | -            | -           | -         | -         |
| <b>EXPENDITURES</b>                                       |                    |                              |                          |                  |              |             |           |           |
| Salaries  |                    |                              |                          |                  |              |             |           | -         |
| Staff Benefits  |                    |                              |                          |                  |              |             |           | -         |
| General Expense   |                    |                              |                          |                  |              |             |           | -         |
| Printing  |                    |                              |                          |                  |              |             |           | -         |
| Telecommunications  |                    |                              |                          |                  |              |             |           | -         |
| Postage   |                    |                              |                          |                  |              |             |           | -         |
| Insurance   |                    |                              |                          |                  |              |             |           | -         |
| Travel in State   |                    |                              |                          |                  |              |             |           | -         |
| Travel Out of State                                       |                    |                              |                          |                  |              |             |           | -         |
| Training  |                    |                              |                          |                  |              |             |           | -         |
| Security  |                    |                              |                          |                  |              |             |           | -         |
| Facilities Operations                                     |                    |                              |                          |                  |              |             |           | -         |
| Utilities   |                    |                              |                          |                  |              |             |           | -         |
| Contracted Services                                       |                    |                              |                          |                  |              |             |           | -         |
| Consulting and Professional Services<br>- County Provided |                    |                              |                          |                  |              |             |           | -         |
| Information Technology (IT)                               |                    |                              |                          |                  |              |             |           | -         |
| Major Equipment   |                    |                              |                          |                  |              |             |           | -         |
| Other Items of Expense                                    |                    |                              |                          |                  |              |             |           | -         |
| Juror Costs   |                    |                              |                          |                  |              |             |           | -         |
| Other   |                    |                              |                          |                  |              |             |           | -         |
| Debt Service  |                    |                              |                          |                  |              |             |           | -         |
| Court Construction  |                    |                              |                          |                  |              |             |           | -         |
| Distributed Administration &<br>Allocation                |                    |                              |                          |                  |              |             |           | -         |
| Prior Year Expense Adjustment                             |                    |                              |                          |                  |              |             |           | -         |
| <b>TOTAL EXPENDITURES</b>                                 | -                  | -                            | -                        | -                | -            | -           | -         | -         |
| Operating Transfers In (Out)                              |                    |                              |                          |                  |              |             |           | -         |
| <b>Fund Balance (Deficit)</b>                             |                    |                              |                          |                  |              |             |           |           |
| <b>Beginning Balance (Deficit)</b>                        | 806,721            | 1,242,341                    | -                        | -                | -            | -           | -         | 2,049,062 |
| <b>Ending Balance (Deficit)</b>                           | 806,721            | 1,242,341                    | -                        | -                | -            | -           | -         | 2,049,062 |

## Current detailed budget projection:

|   | Select Fiscal Year | FUNDS                        |                          |                  |              |             |           |           |
|---|--------------------|------------------------------|--------------------------|------------------|--------------|-------------|-----------|-----------|
| Description   | General            | Special Revenue<br>Non-Grant | Special Revenue<br>Grant | Capital Projects | Debt Service | Proprietary | Fiduciary | TOTAL     |
| <b>REVENUES</b>   |                    |                              |                          |                  |              |             |           |           |
| State Financing Sources                                   |                    |                              |                          |                  |              |             |           | -         |
| Grants  |                    |                              |                          |                  |              |             |           | -         |
| Other Financing Sources                                   |                    |                              |                          |                  |              |             |           | -         |
| <b>TOTAL REVENUES</b>                                     | -                  | -                            | -                        | -                | -            | -           | -         | -         |
| <b>EXPENDITURES</b>                                       |                    |                              |                          |                  |              |             |           |           |
| Salaries  |                    |                              |                          |                  |              |             |           | -         |
| Staff Benefits  |                    |                              |                          |                  |              |             |           | -         |
| General Expense   |                    |                              |                          |                  |              |             |           | -         |
| Printing  |                    |                              |                          |                  |              |             |           | -         |
| Telecommunications  |                    |                              |                          |                  |              |             |           | -         |
| Postage   |                    |                              |                          |                  |              |             |           | -         |
| Insurance   |                    |                              |                          |                  |              |             |           | -         |
| Travel in State   |                    |                              |                          |                  |              |             |           | -         |
| Travel Out of State                                       |                    |                              |                          |                  |              |             |           | -         |
| Training  |                    |                              |                          |                  |              |             |           | -         |
| Security  |                    |                              |                          |                  |              |             |           | -         |
| Facilities Operations                                     |                    |                              |                          |                  |              |             |           | -         |
| Utilities   |                    |                              |                          |                  |              |             |           | -         |
| Contracted Services                                       |                    |                              |                          |                  |              |             |           | -         |
| Consulting and Professional Services<br>- County Provided |                    |                              |                          |                  |              |             |           | -         |
| Information Technology (IT)                               |                    |                              |                          |                  |              |             |           | -         |
| Major Equipment   |                    |                              |                          |                  |              |             |           | -         |
| Other Items of Expense                                    |                    |                              |                          |                  |              |             |           | -         |
| Juror Costs   |                    |                              |                          |                  |              |             |           | -         |
| Other   |                    |                              |                          |                  |              |             |           | -         |
| Debt Service  |                    |                              |                          |                  |              |             |           | -         |
| Court Construction  |                    |                              |                          |                  |              |             |           | -         |
| Distributed Administration &<br>Allocation                |                    |                              |                          |                  |              |             |           | -         |
| Prior Year Expense Adjustment                             |                    |                              |                          |                  |              |             |           | -         |
| <b>TOTAL EXPENDITURES</b>                                 | -                  | -                            | -                        | -                | -            | -           | -         | -         |
| Operating Transfers In (Out)                              |                    |                              |                          |                  |              |             |           | -         |
| <b>Fund Balance (Deficit)</b>                             |                    |                              |                          |                  |              |             |           |           |
| <b>Beginning Balance (Deficit)</b>                        | 806,721            | 1,242,341                    | -                        | -                | -            | -           | -         | 2,049,062 |
| <b>Ending Balance (Deficit)</b>                           | 806,721            | 1,242,341                    | -                        | -                | -            | -           | -         | 2,049,062 |

## Current detailed budget projection:

|   | Select Fiscal Year | FUNDS                     |                       |                  |              |             |           |           |
|---|--------------------|---------------------------|-----------------------|------------------|--------------|-------------|-----------|-----------|
| Description   | General            | Special Revenue Non-Grant | Special Revenue Grant | Capital Projects | Debt Service | Proprietary | Fiduciary | TOTAL     |
| <b>REVENUES</b>   |                    |                           |                       |                  |              |             |           |           |
| State Financing Sources                                   |                    |                           |                       |                  |              |             |           | -         |
| Grants  |                    |                           |                       |                  |              |             |           | -         |
| Other Financing Sources                                   |                    |                           |                       |                  |              |             |           | -         |
| <b>TOTAL REVENUES</b>                                     | -                  | -                         | -                     | -                | -            | -           | -         | -         |
| <b>EXPENDITURES</b>                                       |                    |                           |                       |                  |              |             |           |           |
| Salaries  |                    |                           |                       |                  |              |             |           | -         |
| Staff Benefits  |                    |                           |                       |                  |              |             |           | -         |
| General Expense   |                    |                           |                       |                  |              |             |           | -         |
| Printing  |                    |                           |                       |                  |              |             |           | -         |
| Telecommunications  |                    |                           |                       |                  |              |             |           | -         |
| Postage   |                    |                           |                       |                  |              |             |           | -         |
| Insurance   |                    |                           |                       |                  |              |             |           | -         |
| Travel in State   |                    |                           |                       |                  |              |             |           | -         |
| Travel Out of State                                       |                    |                           |                       |                  |              |             |           | -         |
| Training  |                    |                           |                       |                  |              |             |           | -         |
| Security  |                    |                           |                       |                  |              |             |           | -         |
| Facilities Operations                                     |                    |                           |                       |                  |              |             |           | -         |
| Utilities   |                    |                           |                       |                  |              |             |           | -         |
| Contracted Services                                       |                    |                           |                       |                  |              |             |           | -         |
| Consulting and Professional Services<br>- County Provided |                    |                           |                       |                  |              |             |           | -         |
| Information Technology (IT)                               |                    |                           |                       |                  |              |             |           | -         |
| Major Equipment   |                    |                           |                       |                  |              |             |           | -         |
| Other Items of Expense                                    |                    |                           |                       |                  |              |             |           | -         |
| Juror Costs   |                    |                           |                       |                  |              |             |           | -         |
| Other   |                    |                           |                       |                  |              |             |           | -         |
| Debt Service  |                    |                           |                       |                  |              |             |           | -         |
| Court Construction  |                    |                           |                       |                  |              |             |           | -         |
| Distributed Administration &<br>Allocation                |                    |                           |                       |                  |              |             |           | -         |
| Prior Year Expense Adjustment                             |                    |                           |                       |                  |              |             |           | -         |
| <b>TOTAL EXPENDITURES</b>                                 | -                  | -                         | -                     | -                | -            | -           | -         | -         |
| Operating Transfers In (Out)                              |                    |                           |                       |                  |              |             |           | -         |
| <b>Fund Balance (Deficit)</b>                             |                    |                           |                       |                  |              |             |           |           |
| <b>Beginning Balance (Deficit)</b>                        | 806,721            | 1,242,341                 | -                     | -                | -            | -           | -         | 2,049,062 |
| <b>Ending Balance (Deficit)</b>                           | 806,721            | 1,242,341                 | -                     | -                | -            | -           | -         | 2,049,062 |

## Current detailed budget projection:

|   | Select Fiscal Year | FUNDS                        |                          |                  |              |             |           |           |
|---|--------------------|------------------------------|--------------------------|------------------|--------------|-------------|-----------|-----------|
| Description   | General            | Special Revenue<br>Non-Grant | Special Revenue<br>Grant | Capital Projects | Debt Service | Proprietary | Fiduciary | TOTAL     |
| <b>REVENUES</b>   |                    |                              |                          |                  |              |             |           |           |
| State Financing Sources                                   |                    |                              |                          |                  |              |             |           | -         |
| Grants  |                    |                              |                          |                  |              |             |           | -         |
| Other Financing Sources                                   |                    |                              |                          |                  |              |             |           | -         |
| <b>TOTAL REVENUES</b>                                     | -                  | -                            | -                        | -                | -            | -           | -         | -         |
| <b>EXPENDITURES</b>                                       |                    |                              |                          |                  |              |             |           |           |
| Salaries  |                    |                              |                          |                  |              |             |           | -         |
| Staff Benefits  |                    |                              |                          |                  |              |             |           | -         |
| General Expense   |                    |                              |                          |                  |              |             |           | -         |
| Printing  |                    |                              |                          |                  |              |             |           | -         |
| Telecommunications  |                    |                              |                          |                  |              |             |           | -         |
| Postage   |                    |                              |                          |                  |              |             |           | -         |
| Insurance   |                    |                              |                          |                  |              |             |           | -         |
| Travel in State   |                    |                              |                          |                  |              |             |           | -         |
| Travel Out of State                                       |                    |                              |                          |                  |              |             |           | -         |
| Training  |                    |                              |                          |                  |              |             |           | -         |
| Security  |                    |                              |                          |                  |              |             |           | -         |
| Facilities Operations                                     |                    |                              |                          |                  |              |             |           | -         |
| Utilities   |                    |                              |                          |                  |              |             |           | -         |
| Contracted Services                                       |                    |                              |                          |                  |              |             |           | -         |
| Consulting and Professional Services<br>- County Provided |                    |                              |                          |                  |              |             |           | -         |
| Information Technology (IT)                               |                    |                              |                          |                  |              |             |           | -         |
| Major Equipment   |                    |                              |                          |                  |              |             |           | -         |
| Other Items of Expense                                    |                    |                              |                          |                  |              |             |           | -         |
| Juror Costs   |                    |                              |                          |                  |              |             |           | -         |
| Other   |                    |                              |                          |                  |              |             |           | -         |
| Debt Service  |                    |                              |                          |                  |              |             |           | -         |
| Court Construction  |                    |                              |                          |                  |              |             |           | -         |
| Distributed Administration &<br>Allocation                |                    |                              |                          |                  |              |             |           | -         |
| Prior Year Expense Adjustment                             |                    |                              |                          |                  |              |             |           | -         |
| <b>TOTAL EXPENDITURES</b>                                 | -                  | -                            | -                        | -                | -            | -           | -         | -         |
| Operating Transfers In (Out)                              |                    |                              |                          |                  |              |             |           | -         |
| <b>Fund Balance (Deficit)</b>                             |                    |                              |                          |                  |              |             |           |           |
| <b>Beginning Balance (Deficit)</b>                        | 806,721            | 1,242,341                    | -                        | -                | -            | -           | -         | 2,049,062 |
| <b>Ending Balance (Deficit)</b>                           | 806,721            | 1,242,341                    | -                        | -                | -            | -           | -         | 2,049,062 |



## Current detailed budget projection:

|   | Select Fiscal Year | FUNDS                     |                       |                  |              |             |           |           |
|---|--------------------|---------------------------|-----------------------|------------------|--------------|-------------|-----------|-----------|
| Description   | General            | Special Revenue Non-Grant | Special Revenue Grant | Capital Projects | Debt Service | Proprietary | Fiduciary | TOTAL     |
| <b>REVENUES</b>   |                    |                           |                       |                  |              |             |           |           |
| State Financing Sources                                   |                    |                           |                       |                  |              |             |           | -         |
| Grants  |                    |                           |                       |                  |              |             |           | -         |
| Other Financing Sources                                   |                    |                           |                       |                  |              |             |           | -         |
| <b>TOTAL REVENUES</b>                                     | -                  | -                         | -                     | -                | -            | -           | -         | -         |
| <b>EXPENDITURES</b>                                       |                    |                           |                       |                  |              |             |           |           |
| Salaries  |                    |                           |                       |                  |              |             |           | -         |
| Staff Benefits  |                    |                           |                       |                  |              |             |           | -         |
| General Expense   |                    |                           |                       |                  |              |             |           | -         |
| Printing  |                    |                           |                       |                  |              |             |           | -         |
| Telecommunications  |                    |                           |                       |                  |              |             |           | -         |
| Postage   |                    |                           |                       |                  |              |             |           | -         |
| Insurance   |                    |                           |                       |                  |              |             |           | -         |
| Travel in State   |                    |                           |                       |                  |              |             |           | -         |
| Travel Out of State                                       |                    |                           |                       |                  |              |             |           | -         |
| Training  |                    |                           |                       |                  |              |             |           | -         |
| Security  |                    |                           |                       |                  |              |             |           | -         |
| Facilities Operations                                     |                    |                           |                       |                  |              |             |           | -         |
| Utilities   |                    |                           |                       |                  |              |             |           | -         |
| Contracted Services                                       |                    |                           |                       |                  |              |             |           | -         |
| Consulting and Professional Services<br>- County Provided |                    |                           |                       |                  |              |             |           | -         |
| Information Technology (IT)                               |                    |                           |                       |                  |              |             |           | -         |
| Major Equipment   |                    |                           |                       |                  |              |             |           | -         |
| Other Items of Expense                                    |                    |                           |                       |                  |              |             |           | -         |
| Juror Costs   |                    |                           |                       |                  |              |             |           | -         |
| Other   |                    |                           |                       |                  |              |             |           | -         |
| Debt Service  |                    |                           |                       |                  |              |             |           | -         |
| Court Construction  |                    |                           |                       |                  |              |             |           | -         |
| Distributed Administration &<br>Allocation                |                    |                           |                       |                  |              |             |           | -         |
| Prior Year Expense Adjustment                             |                    |                           |                       |                  |              |             |           | -         |
| <b>TOTAL EXPENDITURES</b>                                 | -                  | -                         | -                     | -                | -            | -           | -         | -         |
| Operating Transfers In (Out)                              |                    |                           |                       |                  |              |             |           | -         |
| <b>Fund Balance (Deficit)</b>                             |                    |                           |                       |                  |              |             |           |           |
| <b>Beginning Balance (Deficit)</b>                        | 806,721            | 1,242,341                 | -                     | -                | -            | -           | -         | 2,049,062 |
| <b>Ending Balance (Deficit)</b>                           | 806,721            | 1,242,341                 | -                     | -                | -            | -           | -         | 2,049,062 |

## Current detailed budget projection:

|   | Select Fiscal Year | FUNDS                     |                       |                  |              |             |           |           |
|---|--------------------|---------------------------|-----------------------|------------------|--------------|-------------|-----------|-----------|
| Description   | General            | Special Revenue Non-Grant | Special Revenue Grant | Capital Projects | Debt Service | Proprietary | Fiduciary | TOTAL     |
| <b>REVENUES</b>   |                    |                           |                       |                  |              |             |           |           |
| State Financing Sources                                   |                    |                           |                       |                  |              |             |           | -         |
| Grants  |                    |                           |                       |                  |              |             |           | -         |
| Other Financing Sources                                   |                    |                           |                       |                  |              |             |           | -         |
| <b>TOTAL REVENUES</b>                                     | -                  | -                         | -                     | -                | -            | -           | -         | -         |
| <b>EXPENDITURES</b>                                       |                    |                           |                       |                  |              |             |           |           |
| Salaries  |                    |                           |                       |                  |              |             |           | -         |
| Staff Benefits  |                    |                           |                       |                  |              |             |           | -         |
| General Expense   |                    |                           |                       |                  |              |             |           | -         |
| Printing  |                    |                           |                       |                  |              |             |           | -         |
| Telecommunications  |                    |                           |                       |                  |              |             |           | -         |
| Postage   |                    |                           |                       |                  |              |             |           | -         |
| Insurance   |                    |                           |                       |                  |              |             |           | -         |
| Travel in State   |                    |                           |                       |                  |              |             |           | -         |
| Travel Out of State                                       |                    |                           |                       |                  |              |             |           | -         |
| Training  |                    |                           |                       |                  |              |             |           | -         |
| Security  |                    |                           |                       |                  |              |             |           | -         |
| Facilities Operations                                     |                    |                           |                       |                  |              |             |           | -         |
| Utilities   |                    |                           |                       |                  |              |             |           | -         |
| Contracted Services                                       |                    |                           |                       |                  |              |             |           | -         |
| Consulting and Professional Services<br>- County Provided |                    |                           |                       |                  |              |             |           | -         |
| Information Technology (IT)                               |                    |                           |                       |                  |              |             |           | -         |
| Major Equipment   |                    |                           |                       |                  |              |             |           | -         |
| Other Items of Expense                                    |                    |                           |                       |                  |              |             |           | -         |
| Juror Costs   |                    |                           |                       |                  |              |             |           | -         |
| Other   |                    |                           |                       |                  |              |             |           | -         |
| Debt Service  |                    |                           |                       |                  |              |             |           | -         |
| Court Construction  |                    |                           |                       |                  |              |             |           | -         |
| Distributed Administration &<br>Allocation                |                    |                           |                       |                  |              |             |           | -         |
| Prior Year Expense Adjustment                             |                    |                           |                       |                  |              |             |           | -         |
| <b>TOTAL EXPENDITURES</b>                                 | -                  | -                         | -                     | -                | -            | -           | -         | -         |
| Operating Transfers In (Out)                              |                    |                           |                       |                  |              |             |           | -         |
| <b>Fund Balance (Deficit)</b>                             |                    |                           |                       |                  |              |             |           |           |
| <b>Beginning Balance (Deficit)</b>                        | 806,721            | 1,242,341                 | -                     | -                | -            | -           | -         | 2,049,062 |
| <b>Ending Balance (Deficit)</b>                           | 806,721            | 1,242,341                 | -                     | -                | -            | -           | -         | 2,049,062 |

## Current detailed budget projection:

|   | Select Fiscal Year | FUNDS                     |                       |                  |              |             |           |           |
|---|--------------------|---------------------------|-----------------------|------------------|--------------|-------------|-----------|-----------|
| Description   | General            | Special Revenue Non-Grant | Special Revenue Grant | Capital Projects | Debt Service | Proprietary | Fiduciary | TOTAL     |
| <b>REVENUES</b>   |                    |                           |                       |                  |              |             |           |           |
| State Financing Sources                                   |                    |                           |                       |                  |              |             |           | -         |
| Grants  |                    |                           |                       |                  |              |             |           | -         |
| Other Financing Sources                                   |                    |                           |                       |                  |              |             |           | -         |
| <b>TOTAL REVENUES</b>                                     | -                  | -                         | -                     | -                | -            | -           | -         | -         |
| <b>EXPENDITURES</b>                                       |                    |                           |                       |                  |              |             |           |           |
| Salaries  |                    |                           |                       |                  |              |             |           | -         |
| Staff Benefits  |                    |                           |                       |                  |              |             |           | -         |
| General Expense   |                    |                           |                       |                  |              |             |           | -         |
| Printing  |                    |                           |                       |                  |              |             |           | -         |
| Telecommunications  |                    |                           |                       |                  |              |             |           | -         |
| Postage   |                    |                           |                       |                  |              |             |           | -         |
| Insurance   |                    |                           |                       |                  |              |             |           | -         |
| Travel in State   |                    |                           |                       |                  |              |             |           | -         |
| Travel Out of State                                       |                    |                           |                       |                  |              |             |           | -         |
| Training  |                    |                           |                       |                  |              |             |           | -         |
| Security  |                    |                           |                       |                  |              |             |           | -         |
| Facilities Operations                                     |                    |                           |                       |                  |              |             |           | -         |
| Utilities   |                    |                           |                       |                  |              |             |           | -         |
| Contracted Services                                       |                    |                           |                       |                  |              |             |           | -         |
| Consulting and Professional Services<br>- County Provided |                    |                           |                       |                  |              |             |           | -         |
| Information Technology (IT)                               |                    |                           |                       |                  |              |             |           | -         |
| Major Equipment   |                    |                           |                       |                  |              |             |           | -         |
| Other Items of Expense                                    |                    |                           |                       |                  |              |             |           | -         |
| Juror Costs   |                    |                           |                       |                  |              |             |           | -         |
| Other   |                    |                           |                       |                  |              |             |           | -         |
| Debt Service  |                    |                           |                       |                  |              |             |           | -         |
| Court Construction  |                    |                           |                       |                  |              |             |           | -         |
| Distributed Administration &<br>Allocation                |                    |                           |                       |                  |              |             |           | -         |
| Prior Year Expense Adjustment                             |                    |                           |                       |                  |              |             |           | -         |
| <b>TOTAL EXPENDITURES</b>                                 | -                  | -                         | -                     | -                | -            | -           | -         | -         |
| Operating Transfers In (Out)                              |                    |                           |                       |                  |              |             |           | -         |
| <b>Fund Balance (Deficit)</b>                             |                    |                           |                       |                  |              |             |           |           |
| <b>Beginning Balance (Deficit)</b>                        | 806,721            | 1,242,341                 | -                     | -                | -            | -           | -         | 2,049,062 |
| <b>Ending Balance (Deficit)</b>                           | 806,721            | 1,242,341                 | -                     | -                | -            | -           | -         | 2,049,062 |

## Identification of all costs, by category and amount, needed to fully implement the project

| Expenses Category |  | Amount        |
|-------------------|--|---------------|
| GL Account        | Description  |               |
| 900000            | Salaries   | -             |
| 910000            | Staff Benefits   | -             |
| 920001            | General Expense  | -             |
| 924000            | Printing   | -             |
| 925000            | Telecommunications                                     | -             |
| 926000            | Postage  | -             |
| 928000            | Insurance  | -             |
| 929000            | Travel in State  | -             |
| 931000            | Travel Out of State                                    | -             |
| 933000            | Training   | -             |
| 934000            | Security   | -             |
| 935000            | Facilities Operations                                  | -             |
| 936000            | Utilities  | -             |
| 938000            | Contracted Services                                    | -             |
| 940000            | Consulting and Professional Services - County Provided | -             |
| 943000            | Information Technology (IT)                            | -             |
| 945000            | Major Equipment  | 50,000        |
| 950000            | Other Items of Expense                                 | -             |
| 972000            | Other  | -             |
| 973000            | Debt Service   | -             |
| 983000            | Court Construction                                     | -             |
| 990000            | Distributed Administration & Allocation                | -             |
| <b>Total</b>      |  | <b>50,000</b> |

[illegible]

Original Request:

Amended request

[illegible]

## APPLICATION FOR TCTF FUNDS HELD ON BEHALF OF THE COURT

Please check the type of request:

☒ **NEW REQUEST** (Complete Section I, III, and IV only.)☐ **AMENDED REQUEST** (Complete Sections I through IV.)**SECTION I: GENERAL INFORMATION****SUPERIOR COURT:**

Monterey

**PERSON AUTHORIZING REQUEST** (Presiding Judge or Court Executive Officer):

Chris Ruhl, CEO

**CONTACT PERSON AND CONTACT INFO:**Colin Simpson [colin.simpson@monterey.courts.ca.gov](mailto:colin.simpson@monterey.courts.ca.gov) 831-775-5630**DATE OF SUBMISSION:**

9/21/2022

**TIME PERIOD COVERED BY THE REQUEST, INCLUDING CONTRIBUTION AND EXPENDITURE:** FY 2022-2023**REQUESTED AMOUNT:****\$250,000****REASON FOR REQUEST** (Please briefly summarize the purpose for this request, including a brief description of the project/proposal. Use attachments if additional space is needed.):

The purpose of this request is to fund maintenance and repair projects allowed under rule 10.810 of the California Rules of Court to replace the flooring, painting, and other interior repairs, as needed, at the Salinas and Marina Courthouses.

The Salinas Courthouse is a trial court facility built in 1967 and renovated in October 2010. This is a four-story facility with 97,394 square feet of office space, 11 courtrooms, 12 judicial officer chambers, 9 holding cells for prisoners, a sally port, a large jury assembly room with commercial carpet with a capacity to accommodate 200 jurors, and other areas required for court operations. The Salinas Courthouse is in a mixed residential and business area in the City of Salinas (2020 population 153,177), located at 240 Church St., Salinas, CA 93901. The cases heard at the Salinas Courthouse are felony, misdemeanor, and juvenile dependency cases

The Marina Courthouse is a trial court facility built in 1997. This facility is a single-story with approximately 15,347 square feet of office space, 2 courtrooms, 9 walk-up windows, 2 judicial officer chambers, 2 holding cells for prisoners, a sally port, a large lobby area with commercial carpet, and other areas required for court operations. The Marina Courthouse is in a mixed residential and business area in the City of Marina (2020 population 21,996), located at 3180 Del Monte Boulevard, Marina, CA 93933. This facility has parking for a total of 116 above-parking spaces. The cases heard at the Marina Courthouse are Traffic, DCSS, and Small Claims.

Due to the active use of the premises in these facilities by the public and employees, the Marina and Salinas Courthouses are in need of new paint and the replacement of carpet/flooring in various heavily trafficked areas. The Court plans to paint and add FRP veneer, where it is feasible, in sections of the public hallways. The court plans to use funds to paint and replace carpets in several employee hallways, breakrooms, and offices that are in poor condition and require maintenance.

**SECTION II: AMENDED REQUEST CHANGES****A. Identify sections and answers amended.**

N/A

**B. Provide a summary of the changes to the request.**

N/A

**SECTION III: TRIAL COURT OPERATIONS AND ACCESS TO JUSTICE****A. Explain why the request does not fit within the court's annual operational budget process and the three-year encumbrance term.**

*These funds reflect one-time funding to cover the costs for flooring, painting, and other interior repairs, as needed, at the Salinas and Marina Courthouses. This is a significant one-time outlay of funds for court infrastructure that the Court could not assume to include in its operational costs.*

#### **APPLICATION FOR TCTF FUNDS HELD ON BEHALF OF THE COURT (Continued)**

### **SECTION III (continued): TRIAL COURT OPERATIONS AND ACCESS TO JUSTICE**

**B. How will the request enhance the efficiency and/or effectiveness of court operations, and/or increase the availability of court services and programs?**

*The Court plans to fund its facilities maintenance program and rule 10.810 to provide a suitable work environment for its employees and the visiting public to continue to provide important services that meet the Judicial Branch's goal of access to justice.*

**C. If a cost efficiency, please provide cost comparison (table template provided).**

*N/A*

**D. Describe the consequences to the court's operations if the court request is not approved.**

*Given the uncertain nature of future funding for the judicial branch due to inflationary pressures, the court's operational funding would be negatively impacted if it must absorb the amount of \$250,000 for these projects. The consequences of not receiving approval for this request would result in the court's public hallways and employee work areas remaining in a dilapidated condition and continue to need replacement flooring and painting, among other repairs. Employee morale would also be negatively impacted if work areas are not adequately maintained.*

**E. Describe the consequences to the public and access to justice if the court request is not approved.**

*Given the uncertain nature of future funding for the judicial branch due to inflationary pressures, the court's operational funds would be negatively impacted if it was forced to absorb the \$250,000 funding for facilities project work. The public would also be compelled to access services in dilapidated facilities. At times, the public may have limited access to justice when public lobby areas become a safety hazard around flooring that suffered from lack of maintenance.*

**F. What alternatives has the court identified if the request is not approved, and why is holding funding in the TCTF the preferred alternative?**

*The one-time costs for the replacement of flooring, painting, and other interior repairs are needed at the Salinas and Marina Courthouses. The funding for these costs are consistent with the guidelines and intent of the TCTF Funds Held on Behalf of the Courts.*

*If the TCTF FHOB request is not approved, then the Court would need to address safety hazards in carpeting, as needed, and schedule painting public and employee hallways intermittently as funds become available as well as make other rule 10.810 facility maintenance repairs. The ability to hold funding in the TCTF is a preferred alternative to efficiently schedule facilities maintenance work, instead of doing it piecemeal which would create delays and overall ineffective to support employee safety in our courthouse.*

### **SECTION IV: FINANCIAL INFORMATION**



Please provide the following (*table template provided for each*):

**A. Three-year history of year-end fund balances, revenues, and expenditures**

See attached

**B. Current detailed budget projections for the fiscal years the trial court would either be contributing to or receiving distributions from the TCTF fund balance held on the court's behalf**

See attached

**C. Identification of all costs, by category and amount, needed to fully implement the project**

See attached

**D. A specific funding and expenditure schedule identifying the amounts to be contributed and expended, by fiscal year**

See attached

If a cost efficiency, please provide cost comparison

| Status Quo            |  | Select Fiscal Year ▼ | Select Fiscal Year ▼ | Select Fiscal Year ▼ | Select Fiscal Year ▼ |
|-----------------------|--|----------------------|----------------------|----------------------|----------------------|
| GL Account            | Description  | Amount               | Amount               | Amount               | Amount               |
| N/A                   | Dedicated Revenue Stream (if applicable)               |                      |                      |                      |                      |
|                       |  |                      |                      |                      |                      |
| 900000                | Salaries   |                      |                      |                      |                      |
| 910000                | Staff Benefits   |                      |                      |                      |                      |
| 920001                | General Expense  |                      |                      |                      |                      |
| 924000                | Printing   |                      |                      |                      |                      |
| 925000                | Telecommunications                                     |                      |                      |                      |                      |
| 926000                | Postage  |                      |                      |                      |                      |
| 928000                | Insurance  |                      |                      |                      |                      |
| 929000                | Travel in State  |                      |                      |                      |                      |
| 931000                | Travel Out of State                                    |                      |                      |                      |                      |
| 933000                | Training   |                      |                      |                      |                      |
| 934000                | Security   |                      |                      |                      |                      |
| 935000                | Facilities Operations                                  |                      |                      |                      |                      |
| 936000                | Utilities  |                      |                      |                      |                      |
| 938000                | Contracted Services                                    |                      |                      |                      |                      |
| 940000                | Consulting and Professional Services - County Provided |                      |                      |                      |                      |
| 943000                | Information Technology (IT)                            |                      |                      |                      |                      |
| 945000                | Major Equipment  |                      |                      |                      |                      |
| 950000                | Other Items of Expense                                 |                      |                      |                      |                      |
| 972000                | Other  |                      |                      |                      |                      |
| 973000                | Debt Service   |                      |                      |                      |                      |
| 983000                | Court Construction                                     |                      |                      |                      |                      |
| 990000                | Distributed Administration & Allocation                |                      |                      |                      |                      |
| Net Revenue (Expense) |  | -                    | -                    | -                    | -                    |

| Proposed Project      |  |        |        |        |        |
|-----------------------|--|--------|--------|--------|--------|
| GL Account            | Description  | Amount | Amount | Amount | Amount |
| N/A                   | Dedicated Revenue Stream (if applicable)               |        |        |        |        |
|                       |  |        |        |        |        |
| 900000                | Salaries   |        |        |        |        |
| 910000                | Staff Benefits   |        |        |        |        |
| 920001                | General Expense  |        |        |        |        |
| 924000                | Printing   |        |        |        |        |
| 925000                | Telecommunications                                     |        |        |        |        |
| 926000                | Postage  |        |        |        |        |
| 928000                | Insurance  |        |        |        |        |
| 929000                | Travel in State  |        |        |        |        |
| 931000                | Travel Out of State                                    |        |        |        |        |
| 933000                | Training   |        |        |        |        |
| 934000                | Security   |        |        |        |        |
| 935000                | Facilities Operations                                  |        |        |        |        |
| 936000                | Utilities  |        |        |        |        |
| 938000                | Contracted Services                                    |        |        |        |        |
| 940000                | Consulting and Professional Services - County Provided |        |        |        |        |
| 943000                | Information Technology (IT)                            |        |        |        |        |
| 945000                | Major Equipment  |        |        |        |        |
| 950000                | Other Items of Expense                                 |        |        |        |        |
| 972000                | Other  |        |        |        |        |
| 973000                | Debt Service   |        |        |        |        |
| 983000                | Court Construction                                     |        |        |        |        |
| 990000                | Distributed Administration & Allocation                |        |        |        |        |
| Net Revenue (Expense) |  | -      | -      | -      | -      |

|                         |   |   |  |   |
|-------------------------|---|---|--|---|
| Cumulative Cost Savings | - | - |  | - |
|-------------------------|---|---|--|---|

If a cost efficiency, please provide cost comparison

| Status Quo            |  | Select Fiscal Year ▼ | Select Fiscal Year ▼ | Select Fiscal Year ▼ |
|-----------------------|--|----------------------|----------------------|----------------------|
| GL Account            | Description  | Amount               | Amount               | Amount               |
| N/A                   | Dedicated Revenue Stream (if applicable)               |                      |                      |                      |
|                       |  |                      |                      |                      |
| 900000                | Salaries   |                      |                      |                      |
| 910000                | Staff Benefits   |                      |                      |                      |
| 920001                | General Expense  |                      |                      |                      |
| 924000                | Printing   |                      |                      |                      |
| 925000                | Telecommunications                                     |                      |                      |                      |
| 926000                | Postage  |                      |                      |                      |
| 928000                | Insurance  |                      |                      |                      |
| 929000                | Travel in State  |                      |                      |                      |
| 931000                | Travel Out of State                                    |                      |                      |                      |
| 933000                | Training   |                      |                      |                      |
| 934000                | Security   |                      |                      |                      |
| 935000                | Facilities Operations                                  |                      |                      |                      |
| 936000                | Utilities  |                      |                      |                      |
| 938000                | Contracted Services                                    |                      |                      |                      |
|                       | Consulting and Professional Services - County Provided |                      |                      |                      |
| 940000                |  |                      |                      |                      |
| 943000                | Information Technology (IT)                            |                      |                      |                      |
| 945000                | Major Equipment  |                      |                      |                      |
| 950000                | Other Items of Expense                                 |                      |                      |                      |
| 972000                | Other  |                      |                      |                      |
| 973000                | Debt Service   |                      |                      |                      |
| 983000                | Court Construction                                     |                      |                      |                      |
| 990000                | Distributed Administration & Allocation                |                      |                      |                      |
| Net Revenue (Expense) |  | -                    | -                    | -                    |

| Proposed Project      |  |        |        |        |
|-----------------------|--|--------|--------|--------|
| GL Account            | Description  | Amount | Amount | Amount |
| N/A                   | Dedicated Revenue Stream (if applicable)               |        |        |        |
|                       |  |        |        |        |
| 900000                | Salaries   |        |        |        |
| 910000                | Staff Benefits   |        |        |        |
| 920001                | General Expense  |        |        |        |
| 924000                | Printing   |        |        |        |
| 925000                | Telecommunications                                     |        |        |        |
| 926000                | Postage  |        |        |        |
| 928000                | Insurance  |        |        |        |
| 929000                | Travel in State  |        |        |        |
| 931000                | Travel Out of State                                    |        |        |        |
| 933000                | Training   |        |        |        |
| 934000                | Security   |        |        |        |
| 935000                | Facilities Operations                                  |        |        |        |
| 936000                | Utilities  |        |        |        |
| 938000                | Contracted Services                                    |        |        |        |
|                       | Consulting and Professional Services - County Provided |        |        |        |
| 940000                |  |        |        |        |
| 943000                | Information Technology (IT)                            |        |        |        |
| 945000                | Major Equipment  |        |        |        |
| 950000                | Other Items of Expense                                 |        |        |        |
| 972000                | Other  |        |        |        |
| 973000                | Debt Service   |        |        |        |
| 983000                | Court Construction                                     |        |        |        |
| 990000                | Distributed Administration & Allocation                |        |        |        |
| Net Revenue (Expense) |  | -      | -      | -      |

|                         |   |  |  |
|-------------------------|---|--|--|
| Cumulative Cost Savings | - |  |  |
|-------------------------|---|--|--|

## Prior three-year history of year-end fund balances, revenues, and expenditures

| FY 2021-22 ▼                 | FUNDS            |                              |                          |                  |              |             |           |                   |
|------------------------------|------------------|------------------------------|--------------------------|------------------|--------------|-------------|-----------|-------------------|
| Description                  | General          | Special Revenue<br>Non-Grant | Special Revenue<br>Grant | Capital Projects | Debt Service | Proprietary | Fiduciary | TOTAL             |
| <b>Beginning Balance</b>     | <b>1,807,023</b> | <b>1,051,941</b>             | -                        | -                | -            | -           | -         | <b>2,858,964</b>  |
| Revenues                     | 26,620,111       | 1,130,177                    | 688,555                  | -                | -            | -           | -         | <b>28,438,843</b> |
| Expenditures                 | 26,494,236       | 943,439                      | 1,027,702                | -                | -            | -           | -         | <b>28,465,377</b> |
| Operating Transfers In (Out) | (339,399)        | 252                          | 339,147                  | -                | -            | -           | -         | -                 |
| <b>Ending Fund Balance</b>   | <b>1,593,499</b> | <b>1,238,931</b>             | -                        | -                | -            | -           | -         | <b>2,832,430</b>  |

| FY 2020-21 ▼                 | FUNDS            |                              |                          |                  |              |             |           |                   |
|------------------------------|------------------|------------------------------|--------------------------|------------------|--------------|-------------|-----------|-------------------|
| Description                  | General          | Special Revenue<br>Non-Grant | Special Revenue<br>Grant | Capital Projects | Debt Service | Proprietary | Fiduciary | TOTAL             |
| <b>Beginning Balance</b>     | <b>1,231,917</b> | <b>873,000</b>               | -                        | -                | -            | -           | -         | <b>2,104,917</b>  |
| Revenues                     | 24,565,282       | 550,258                      | 674,882                  | -                | -            | -           | -         | <b>25,790,421</b> |
| Expenditures                 | 23,672,052       | 373,161                      | 991,161                  | -                | -            | -           | -         | <b>25,036,374</b> |
| Operating Transfers In (Out) | (318,123)        | 1,844                        | 316,279                  | -                | -            | -           | -         | -                 |
| <b>Ending Fund Balance</b>   | <b>1,807,023</b> | <b>1,051,941</b>             | -                        | -                | -            | -           | -         | <b>2,858,964</b>  |

| FY 2019-20 ▼                 | FUNDS            |                              |                          |                  |              |             |           |                   |
|------------------------------|------------------|------------------------------|--------------------------|------------------|--------------|-------------|-----------|-------------------|
| Description                  | General          | Special Revenue<br>Non-Grant | Special Revenue<br>Grant | Capital Projects | Debt Service | Proprietary | Fiduciary | TOTAL             |
| <b>Beginning Balance</b>     | <b>701,400</b>   | <b>679,695</b>               | -                        |                  |              |             |           | <b>1,381,095</b>  |
| Revenues                     | 24,885,416       | 534,603                      | 1,284,509                |                  |              |             |           | <b>26,704,527</b> |
| Expenditures                 | 24,044,801       | 341,297                      | 1,594,606                |                  |              |             |           | <b>25,980,705</b> |
| Operating Transfers In (Out) | (310,098)        | -                            | 310,098                  |                  |              |             |           | -                 |
| <b>Ending Fund Balance</b>   | <b>1,231,917</b> | <b>873,000</b>               | -                        | -                | -            | -           | -         | <b>2,104,917</b>  |

Current detailed budget projections for the fiscal years the trial court would either be contributing to or receiving distributions from the TCTF fund balance held on the cc

|   | FY 2021-22        |                              | FUNDS                    |                  |              |             |           |                   |
|---|-------------------|------------------------------|--------------------------|------------------|--------------|-------------|-----------|-------------------|
| Description   | General           | Special Revenue<br>Non-Grant | Special Revenue<br>Grant | Capital Projects | Debt Service | Proprietary | Fiduciary | TOTAL             |
| <b>REVENUES</b>   |                   |                              |                          |                  |              |             |           |                   |
| State Financing Sources                                   | 29,412,081        | 187,403                      | -                        | -                | -            | -           | -         | 29,599,485        |
| Grants  | -                 | -                            | 622,928                  | -                | -            | -           | -         | 622,928           |
| Other Financing Sources                                   | 368,957           | 368,704                      | -                        | -                | -            | -           | -         | 737,661           |
| <b>TOTAL REVENUES</b>                                     | <b>29,781,038</b> | <b>556,107</b>               | <b>622,928</b>           | <b>-</b>         | <b>-</b>     | <b>-</b>    | <b>-</b>  | <b>30,960,073</b> |
| <b>EXPENDITURES</b>                                       |                   |                              |                          |                  |              |             |           |                   |
| Salaries  | 15,276,409        | 106,173                      | 487,859                  | -                | -            | -           | -         | 15,870,441        |
| Staff Benefits  | 7,447,113         | 50,122                       | 239,601                  | -                | -            | -           | -         | 7,736,835         |
| General Expense   | 759,093           | -                            | 12,134                   | -                | -            | -           | -         | 771,227           |
| Printing  | 26,508            | -                            | -                        | -                | -            | -           | -         | 26,508            |
| Telecommunications  | 176,467           | -                            | -                        | -                | -            | -           | -         | 176,467           |
| Postage   | 122,156           | -                            | -                        | -                | -            | -           | -         | 122,156           |
| Insurance   | 21,904            | -                            | -                        | -                | -            | -           | -         | 21,904            |
| Travel in State   | 41,000            | -                            | 2,000                    | -                | -            | -           | -         | 43,000            |
| Travel Out of State                                       | 4,000             | -                            | -                        | -                | -            | -           | -         | 4,000             |
| Training  | 35,000            | -                            | 28,575                   | -                | -            | -           | -         | 63,575            |
| Security  | 653,856           | -                            | -                        | -                | -            | -           | -         | 653,856           |
| Facilities Operations                                     | 487,392           | -                            | -                        | -                | -            | -           | -         | 487,392           |
| Utilities   | -                 | -                            | -                        | -                | -            | -           | -         | -                 |
| Contracted Services                                       | 4,239,147         | 183,683                      | 2,367                    | -                | -            | -           | -         | 4,425,198         |
| Consulting and Professional Services<br>- County Provided | 23,970            | -                            | -                        | -                | -            | -           | -         | 23,970            |
| Information Technology (IT)                               | 570,357           | -                            | 4,200                    | -                | -            | -           | -         | 574,557           |
| Major Equipment   | 670,906           | -                            | -                        | -                | -            | -           | -         | 670,906           |
| Other Items of Expense                                    | 13,535            | -                            | -                        | -                | -            | -           | -         | 13,535            |
| Juror Costs   | 71,449            | -                            | -                        | -                | -            | -           | -         | 71,449            |
| Other   | 13,000            | -                            | -                        | -                | -            | -           | -         | 13,000            |
| Debt Service  | -                 | -                            | -                        | -                | -            | -           | -         | -                 |
| Court Construction  | -                 | -                            | -                        | -                | -            | -           | -         | -                 |
| Distributed Administration &<br>Allocation                | (171,221)         | 25,730                       | 145,492                  | -                | -            | -           | -         | -                 |
| Prior Year Expense Adjustment                             | -                 | -                            | -                        | -                | -            | -           | -         | -                 |
| <b>TOTAL EXPENDITURES</b>                                 | <b>30,482,041</b> | <b>365,708</b>               | <b>922,227</b>           | <b>-</b>         | <b>-</b>     | <b>-</b>    | <b>-</b>  | <b>31,769,976</b> |
| Operating Transfers In (Out)                              | (299,299)         | -                            | 299,299                  | -                | -            | -           | -         | -                 |
| <b>Fund Balance (Deficit)</b>                             |                   |                              |                          |                  |              |             |           |                   |
| Beginning Balance (Deficit)                               | 1,807,023         | 1,051,941                    | -                        | -                | -            | -           | -         | 2,858,964         |
| Ending Balance (Deficit)                                  | 806,721           | 1,242,341                    | -                        | -                | -            | -           | -         | 2,049,062         |

## Current detailed budget projection on court's behalf

|   | Select Fiscal Year | FUNDS                        |                          |                  |              |             |           |           |
|---|--------------------|------------------------------|--------------------------|------------------|--------------|-------------|-----------|-----------|
| Description   | General            | Special Revenue<br>Non-Grant | Special Revenue<br>Grant | Capital Projects | Debt Service | Proprietary | Fiduciary | TOTAL     |
| <b>REVENUES</b>   |                    |                              |                          |                  |              |             |           |           |
| State Financing Sources                                   |                    |                              |                          |                  |              |             |           | -         |
| Grants  |                    |                              |                          |                  |              |             |           | -         |
| Other Financing Sources                                   |                    |                              |                          |                  |              |             |           | -         |
| <b>TOTAL REVENUES</b>                                     | -                  | -                            | -                        | -                | -            | -           | -         | -         |
| <b>EXPENDITURES</b>                                       |                    |                              |                          |                  |              |             |           |           |
| Salaries  |                    |                              |                          |                  |              |             |           | -         |
| Staff Benefits  |                    |                              |                          |                  |              |             |           | -         |
| General Expense   |                    |                              |                          |                  |              |             |           | -         |
| Printing  |                    |                              |                          |                  |              |             |           | -         |
| Telecommunications  |                    |                              |                          |                  |              |             |           | -         |
| Postage   |                    |                              |                          |                  |              |             |           | -         |
| Insurance   |                    |                              |                          |                  |              |             |           | -         |
| Travel in State   |                    |                              |                          |                  |              |             |           | -         |
| Travel Out of State                                       |                    |                              |                          |                  |              |             |           | -         |
| Training  |                    |                              |                          |                  |              |             |           | -         |
| Security  |                    |                              |                          |                  |              |             |           | -         |
| Facilities Operations                                     |                    |                              |                          |                  |              |             |           | -         |
| Utilities   |                    |                              |                          |                  |              |             |           | -         |
| Contracted Services                                       |                    |                              |                          |                  |              |             |           | -         |
| Consulting and Professional Services<br>- County Provided |                    |                              |                          |                  |              |             |           | -         |
| Information Technology (IT)                               |                    |                              |                          |                  |              |             |           | -         |
| Major Equipment   |                    |                              |                          |                  |              |             |           | -         |
| Other Items of Expense                                    |                    |                              |                          |                  |              |             |           | -         |
| Juror Costs   |                    |                              |                          |                  |              |             |           | -         |
| Other   |                    |                              |                          |                  |              |             |           | -         |
| Debt Service  |                    |                              |                          |                  |              |             |           | -         |
| Court Construction  |                    |                              |                          |                  |              |             |           | -         |
| Distributed Administration &<br>Allocation                |                    |                              |                          |                  |              |             |           | -         |
| Prior Year Expense Adjustment                             |                    |                              |                          |                  |              |             |           | -         |
| <b>TOTAL EXPENDITURES</b>                                 | -                  | -                            | -                        | -                | -            | -           | -         | -         |
| Operating Transfers In (Out)                              |                    |                              |                          |                  |              |             |           | -         |
| <b>Fund Balance (Deficit)</b>                             |                    |                              |                          |                  |              |             |           |           |
| <b>Beginning Balance (Deficit)</b>                        | 806,721            | 1,242,341                    | -                        | -                | -            | -           | -         | 2,049,062 |
| <b>Ending Balance (Deficit)</b>                           | 806,721            | 1,242,341                    | -                        | -                | -            | -           | -         | 2,049,062 |

## Current detailed budget projection:

|   | Select Fiscal Year | FUNDS                        |                          |                  |              |             |           |           |
|---|--------------------|------------------------------|--------------------------|------------------|--------------|-------------|-----------|-----------|
| Description   | General            | Special Revenue<br>Non-Grant | Special Revenue<br>Grant | Capital Projects | Debt Service | Proprietary | Fiduciary | TOTAL     |
| <b>REVENUES</b>   |                    |                              |                          |                  |              |             |           |           |
| State Financing Sources                                   |                    |                              |                          |                  |              |             |           | -         |
| Grants  |                    |                              |                          |                  |              |             |           | -         |
| Other Financing Sources                                   |                    |                              |                          |                  |              |             |           | -         |
| <b>TOTAL REVENUES</b>                                     | -                  | -                            | -                        | -                | -            | -           | -         | -         |
| <b>EXPENDITURES</b>                                       |                    |                              |                          |                  |              |             |           |           |
| Salaries  |                    |                              |                          |                  |              |             |           | -         |
| Staff Benefits  |                    |                              |                          |                  |              |             |           | -         |
| General Expense   |                    |                              |                          |                  |              |             |           | -         |
| Printing  |                    |                              |                          |                  |              |             |           | -         |
| Telecommunications  |                    |                              |                          |                  |              |             |           | -         |
| Postage   |                    |                              |                          |                  |              |             |           | -         |
| Insurance   |                    |                              |                          |                  |              |             |           | -         |
| Travel in State   |                    |                              |                          |                  |              |             |           | -         |
| Travel Out of State                                       |                    |                              |                          |                  |              |             |           | -         |
| Training  |                    |                              |                          |                  |              |             |           | -         |
| Security  |                    |                              |                          |                  |              |             |           | -         |
| Facilities Operations                                     |                    |                              |                          |                  |              |             |           | -         |
| Utilities   |                    |                              |                          |                  |              |             |           | -         |
| Contracted Services                                       |                    |                              |                          |                  |              |             |           | -         |
| Consulting and Professional Services<br>- County Provided |                    |                              |                          |                  |              |             |           | -         |
| Information Technology (IT)                               |                    |                              |                          |                  |              |             |           | -         |
| Major Equipment   |                    |                              |                          |                  |              |             |           | -         |
| Other Items of Expense                                    |                    |                              |                          |                  |              |             |           | -         |
| Juror Costs   |                    |                              |                          |                  |              |             |           | -         |
| Other   |                    |                              |                          |                  |              |             |           | -         |
| Debt Service  |                    |                              |                          |                  |              |             |           | -         |
| Court Construction  |                    |                              |                          |                  |              |             |           | -         |
| Distributed Administration &<br>Allocation                |                    |                              |                          |                  |              |             |           | -         |
| Prior Year Expense Adjustment                             |                    |                              |                          |                  |              |             |           | -         |
| <b>TOTAL EXPENDITURES</b>                                 | -                  | -                            | -                        | -                | -            | -           | -         | -         |
| Operating Transfers In (Out)                              |                    |                              |                          |                  |              |             |           | -         |
| <b>Fund Balance (Deficit)</b>                             |                    |                              |                          |                  |              |             |           |           |
| <b>Beginning Balance (Deficit)</b>                        | 806,721            | 1,242,341                    | -                        | -                | -            | -           | -         | 2,049,062 |
| <b>Ending Balance (Deficit)</b>                           | 806,721            | 1,242,341                    | -                        | -                | -            | -           | -         | 2,049,062 |

## Current detailed budget projection:

|   | Select Fiscal Year | FUNDS                     |                       |                  |              |             |           |           |
|---|--------------------|---------------------------|-----------------------|------------------|--------------|-------------|-----------|-----------|
| Description   | General            | Special Revenue Non-Grant | Special Revenue Grant | Capital Projects | Debt Service | Proprietary | Fiduciary | TOTAL     |
| <b>REVENUES</b>   |                    |                           |                       |                  |              |             |           |           |
| State Financing Sources                                   |                    |                           |                       |                  |              |             |           | -         |
| Grants  |                    |                           |                       |                  |              |             |           | -         |
| Other Financing Sources                                   |                    |                           |                       |                  |              |             |           | -         |
| <b>TOTAL REVENUES</b>                                     | -                  | -                         | -                     | -                | -            | -           | -         | -         |
| <b>EXPENDITURES</b>                                       |                    |                           |                       |                  |              |             |           |           |
| Salaries  |                    |                           |                       |                  |              |             |           | -         |
| Staff Benefits  |                    |                           |                       |                  |              |             |           | -         |
| General Expense   |                    |                           |                       |                  |              |             |           | -         |
| Printing  |                    |                           |                       |                  |              |             |           | -         |
| Telecommunications  |                    |                           |                       |                  |              |             |           | -         |
| Postage   |                    |                           |                       |                  |              |             |           | -         |
| Insurance   |                    |                           |                       |                  |              |             |           | -         |
| Travel in State   |                    |                           |                       |                  |              |             |           | -         |
| Travel Out of State                                       |                    |                           |                       |                  |              |             |           | -         |
| Training  |                    |                           |                       |                  |              |             |           | -         |
| Security  |                    |                           |                       |                  |              |             |           | -         |
| Facilities Operations                                     |                    |                           |                       |                  |              |             |           | -         |
| Utilities   |                    |                           |                       |                  |              |             |           | -         |
| Contracted Services                                       |                    |                           |                       |                  |              |             |           | -         |
| Consulting and Professional Services<br>- County Provided |                    |                           |                       |                  |              |             |           | -         |
| Information Technology (IT)                               |                    |                           |                       |                  |              |             |           | -         |
| Major Equipment   |                    |                           |                       |                  |              |             |           | -         |
| Other Items of Expense                                    |                    |                           |                       |                  |              |             |           | -         |
| Juror Costs   |                    |                           |                       |                  |              |             |           | -         |
| Other   |                    |                           |                       |                  |              |             |           | -         |
| Debt Service  |                    |                           |                       |                  |              |             |           | -         |
| Court Construction  |                    |                           |                       |                  |              |             |           | -         |
| Distributed Administration &<br>Allocation                |                    |                           |                       |                  |              |             |           | -         |
| Prior Year Expense Adjustment                             |                    |                           |                       |                  |              |             |           | -         |
| <b>TOTAL EXPENDITURES</b>                                 | -                  | -                         | -                     | -                | -            | -           | -         | -         |
| Operating Transfers In (Out)                              |                    |                           |                       |                  |              |             |           | -         |
| <b>Fund Balance (Deficit)</b>                             |                    |                           |                       |                  |              |             |           |           |
| <b>Beginning Balance (Deficit)</b>                        | 806,721            | 1,242,341                 | -                     | -                | -            | -           | -         | 2,049,062 |
| <b>Ending Balance (Deficit)</b>                           | 806,721            | 1,242,341                 | -                     | -                | -            | -           | -         | 2,049,062 |



## Current detailed budget projection:

|   | Select Fiscal Year ▼ | FUNDS                     |                       |                  |              |             |           |           |
|---|----------------------|---------------------------|-----------------------|------------------|--------------|-------------|-----------|-----------|
| Description   | General              | Special Revenue Non-Grant | Special Revenue Grant | Capital Projects | Debt Service | Proprietary | Fiduciary | TOTAL     |
| <b>REVENUES</b>   |                      |                           |                       |                  |              |             |           |           |
| State Financing Sources                                   |                      |                           |                       |                  |              |             |           | -         |
| Grants  |                      |                           |                       |                  |              |             |           | -         |
| Other Financing Sources                                   |                      |                           |                       |                  |              |             |           | -         |
| <b>TOTAL REVENUES</b>                                     | -                    | -                         | -                     | -                | -            | -           | -         | -         |
| <b>EXPENDITURES</b>                                       |                      |                           |                       |                  |              |             |           |           |
| Salaries  |                      |                           |                       |                  |              |             |           | -         |
| Staff Benefits  |                      |                           |                       |                  |              |             |           | -         |
| General Expense   |                      |                           |                       |                  |              |             |           | -         |
| Printing  |                      |                           |                       |                  |              |             |           | -         |
| Telecommunications  |                      |                           |                       |                  |              |             |           | -         |
| Postage   |                      |                           |                       |                  |              |             |           | -         |
| Insurance   |                      |                           |                       |                  |              |             |           | -         |
| Travel in State   |                      |                           |                       |                  |              |             |           | -         |
| Travel Out of State                                       |                      |                           |                       |                  |              |             |           | -         |
| Training  |                      |                           |                       |                  |              |             |           | -         |
| Security  |                      |                           |                       |                  |              |             |           | -         |
| Facilities Operations                                     |                      |                           |                       |                  |              |             |           | -         |
| Utilities   |                      |                           |                       |                  |              |             |           | -         |
| Contracted Services                                       |                      |                           |                       |                  |              |             |           | -         |
| Consulting and Professional Services<br>- County Provided |                      |                           |                       |                  |              |             |           | -         |
| Information Technology (IT)                               |                      |                           |                       |                  |              |             |           | -         |
| Major Equipment   |                      |                           |                       |                  |              |             |           | -         |
| Other Items of Expense                                    |                      |                           |                       |                  |              |             |           | -         |
| Juror Costs   |                      |                           |                       |                  |              |             |           | -         |
| Other   |                      |                           |                       |                  |              |             |           | -         |
| Debt Service  |                      |                           |                       |                  |              |             |           | -         |
| Court Construction  |                      |                           |                       |                  |              |             |           | -         |
| Distributed Administration &<br>Allocation                |                      |                           |                       |                  |              |             |           | -         |
| Prior Year Expense Adjustment                             |                      |                           |                       |                  |              |             |           | -         |
| <b>TOTAL EXPENDITURES</b>                                 | -                    | -                         | -                     | -                | -            | -           | -         | -         |
| Operating Transfers In (Out)                              |                      |                           |                       |                  |              |             |           | -         |
| <b>Fund Balance (Deficit)</b>                             |                      |                           |                       |                  |              |             |           |           |
| <b>Beginning Balance (Deficit)</b>                        | 806,721              | 1,242,341                 | -                     | -                | -            | -           | -         | 2,049,062 |
| <b>Ending Balance (Deficit)</b>                           | 806,721              | 1,242,341                 | -                     | -                | -            | -           | -         | 2,049,062 |

## Current detailed budget projection:

|   | Select Fiscal Year | FUNDS                        |                          |                  |              |             |           |           |
|---|--------------------|------------------------------|--------------------------|------------------|--------------|-------------|-----------|-----------|
| Description   | General            | Special Revenue<br>Non-Grant | Special Revenue<br>Grant | Capital Projects | Debt Service | Proprietary | Fiduciary | TOTAL     |
| <b>REVENUES</b>   |                    |                              |                          |                  |              |             |           |           |
| State Financing Sources                                   |                    |                              |                          |                  |              |             |           | -         |
| Grants  |                    |                              |                          |                  |              |             |           | -         |
| Other Financing Sources                                   |                    |                              |                          |                  |              |             |           | -         |
| <b>TOTAL REVENUES</b>                                     | -                  | -                            | -                        | -                | -            | -           | -         | -         |
| <b>EXPENDITURES</b>                                       |                    |                              |                          |                  |              |             |           |           |
| Salaries  |                    |                              |                          |                  |              |             |           | -         |
| Staff Benefits  |                    |                              |                          |                  |              |             |           | -         |
| General Expense   |                    |                              |                          |                  |              |             |           | -         |
| Printing  |                    |                              |                          |                  |              |             |           | -         |
| Telecommunications  |                    |                              |                          |                  |              |             |           | -         |
| Postage   |                    |                              |                          |                  |              |             |           | -         |
| Insurance   |                    |                              |                          |                  |              |             |           | -         |
| Travel in State   |                    |                              |                          |                  |              |             |           | -         |
| Travel Out of State                                       |                    |                              |                          |                  |              |             |           | -         |
| Training  |                    |                              |                          |                  |              |             |           | -         |
| Security  |                    |                              |                          |                  |              |             |           | -         |
| Facilities Operations                                     |                    |                              |                          |                  |              |             |           | -         |
| Utilities   |                    |                              |                          |                  |              |             |           | -         |
| Contracted Services                                       |                    |                              |                          |                  |              |             |           | -         |
| Consulting and Professional Services<br>- County Provided |                    |                              |                          |                  |              |             |           | -         |
| Information Technology (IT)                               |                    |                              |                          |                  |              |             |           | -         |
| Major Equipment   |                    |                              |                          |                  |              |             |           | -         |
| Other Items of Expense                                    |                    |                              |                          |                  |              |             |           | -         |
| Juror Costs   |                    |                              |                          |                  |              |             |           | -         |
| Other   |                    |                              |                          |                  |              |             |           | -         |
| Debt Service  |                    |                              |                          |                  |              |             |           | -         |
| Court Construction  |                    |                              |                          |                  |              |             |           | -         |
| Distributed Administration &<br>Allocation                |                    |                              |                          |                  |              |             |           | -         |
| Prior Year Expense Adjustment                             |                    |                              |                          |                  |              |             |           | -         |
| <b>TOTAL EXPENDITURES</b>                                 | -                  | -                            | -                        | -                | -            | -           | -         | -         |
| Operating Transfers In (Out)                              |                    |                              |                          |                  |              |             |           | -         |
| <b>Fund Balance (Deficit)</b>                             |                    |                              |                          |                  |              |             |           |           |
| <b>Beginning Balance (Deficit)</b>                        | 806,721            | 1,242,341                    | -                        | -                | -            | -           | -         | 2,049,062 |
| <b>Ending Balance (Deficit)</b>                           | 806,721            | 1,242,341                    | -                        | -                | -            | -           | -         | 2,049,062 |

## Current detailed budget projection:

|   | Select Fiscal Year | FUNDS                     |                       |                  |              |             |           |           |
|---|--------------------|---------------------------|-----------------------|------------------|--------------|-------------|-----------|-----------|
| Description   | General            | Special Revenue Non-Grant | Special Revenue Grant | Capital Projects | Debt Service | Proprietary | Fiduciary | TOTAL     |
| <b>REVENUES</b>   |                    |                           |                       |                  |              |             |           |           |
| State Financing Sources                                   |                    |                           |                       |                  |              |             |           | -         |
| Grants  |                    |                           |                       |                  |              |             |           | -         |
| Other Financing Sources                                   |                    |                           |                       |                  |              |             |           | -         |
| <b>TOTAL REVENUES</b>                                     | -                  | -                         | -                     | -                | -            | -           | -         | -         |
| <b>EXPENDITURES</b>                                       |                    |                           |                       |                  |              |             |           |           |
| Salaries  |                    |                           |                       |                  |              |             |           | -         |
| Staff Benefits  |                    |                           |                       |                  |              |             |           | -         |
| General Expense   |                    |                           |                       |                  |              |             |           | -         |
| Printing  |                    |                           |                       |                  |              |             |           | -         |
| Telecommunications  |                    |                           |                       |                  |              |             |           | -         |
| Postage   |                    |                           |                       |                  |              |             |           | -         |
| Insurance   |                    |                           |                       |                  |              |             |           | -         |
| Travel in State   |                    |                           |                       |                  |              |             |           | -         |
| Travel Out of State                                       |                    |                           |                       |                  |              |             |           | -         |
| Training  |                    |                           |                       |                  |              |             |           | -         |
| Security  |                    |                           |                       |                  |              |             |           | -         |
| Facilities Operations                                     |                    |                           |                       |                  |              |             |           | -         |
| Utilities   |                    |                           |                       |                  |              |             |           | -         |
| Contracted Services                                       |                    |                           |                       |                  |              |             |           | -         |
| Consulting and Professional Services<br>- County Provided |                    |                           |                       |                  |              |             |           | -         |
| Information Technology (IT)                               |                    |                           |                       |                  |              |             |           | -         |
| Major Equipment   |                    |                           |                       |                  |              |             |           | -         |
| Other Items of Expense                                    |                    |                           |                       |                  |              |             |           | -         |
| Juror Costs   |                    |                           |                       |                  |              |             |           | -         |
| Other   |                    |                           |                       |                  |              |             |           | -         |
| Debt Service  |                    |                           |                       |                  |              |             |           | -         |
| Court Construction  |                    |                           |                       |                  |              |             |           | -         |
| Distributed Administration &<br>Allocation                |                    |                           |                       |                  |              |             |           | -         |
| Prior Year Expense Adjustment                             |                    |                           |                       |                  |              |             |           | -         |
| <b>TOTAL EXPENDITURES</b>                                 | -                  | -                         | -                     | -                | -            | -           | -         | -         |
| Operating Transfers In (Out)                              |                    |                           |                       |                  |              |             |           | -         |
| <b>Fund Balance (Deficit)</b>                             |                    |                           |                       |                  |              |             |           |           |
| <b>Beginning Balance (Deficit)</b>                        | 806,721            | 1,242,341                 | -                     | -                | -            | -           | -         | 2,049,062 |
| <b>Ending Balance (Deficit)</b>                           | 806,721            | 1,242,341                 | -                     | -                | -            | -           | -         | 2,049,062 |

## Current detailed budget projection:

|   | Select Fiscal Year | FUNDS                        |                          |                  |              |             |           |           |
|---|--------------------|------------------------------|--------------------------|------------------|--------------|-------------|-----------|-----------|
| Description   | General            | Special Revenue<br>Non-Grant | Special Revenue<br>Grant | Capital Projects | Debt Service | Proprietary | Fiduciary | TOTAL     |
| <b>REVENUES</b>   |                    |                              |                          |                  |              |             |           |           |
| State Financing Sources                                   |                    |                              |                          |                  |              |             |           | -         |
| Grants  |                    |                              |                          |                  |              |             |           | -         |
| Other Financing Sources                                   |                    |                              |                          |                  |              |             |           | -         |
| <b>TOTAL REVENUES</b>                                     | -                  | -                            | -                        | -                | -            | -           | -         | -         |
| <b>EXPENDITURES</b>                                       |                    |                              |                          |                  |              |             |           |           |
| Salaries  |                    |                              |                          |                  |              |             |           | -         |
| Staff Benefits  |                    |                              |                          |                  |              |             |           | -         |
| General Expense   |                    |                              |                          |                  |              |             |           | -         |
| Printing  |                    |                              |                          |                  |              |             |           | -         |
| Telecommunications  |                    |                              |                          |                  |              |             |           | -         |
| Postage   |                    |                              |                          |                  |              |             |           | -         |
| Insurance   |                    |                              |                          |                  |              |             |           | -         |
| Travel in State   |                    |                              |                          |                  |              |             |           | -         |
| Travel Out of State                                       |                    |                              |                          |                  |              |             |           | -         |
| Training  |                    |                              |                          |                  |              |             |           | -         |
| Security  |                    |                              |                          |                  |              |             |           | -         |
| Facilities Operations                                     |                    |                              |                          |                  |              |             |           | -         |
| Utilities   |                    |                              |                          |                  |              |             |           | -         |
| Contracted Services                                       |                    |                              |                          |                  |              |             |           | -         |
| Consulting and Professional Services<br>- County Provided |                    |                              |                          |                  |              |             |           | -         |
| Information Technology (IT)                               |                    |                              |                          |                  |              |             |           | -         |
| Major Equipment   |                    |                              |                          |                  |              |             |           | -         |
| Other Items of Expense                                    |                    |                              |                          |                  |              |             |           | -         |
| Juror Costs   |                    |                              |                          |                  |              |             |           | -         |
| Other   |                    |                              |                          |                  |              |             |           | -         |
| Debt Service  |                    |                              |                          |                  |              |             |           | -         |
| Court Construction  |                    |                              |                          |                  |              |             |           | -         |
| Distributed Administration &<br>Allocation                |                    |                              |                          |                  |              |             |           | -         |
| Prior Year Expense Adjustment                             |                    |                              |                          |                  |              |             |           | -         |
| <b>TOTAL EXPENDITURES</b>                                 | -                  | -                            | -                        | -                | -            | -           | -         | -         |
| Operating Transfers In (Out)                              |                    |                              |                          |                  |              |             |           | -         |
| <b>Fund Balance (Deficit)</b>                             |                    |                              |                          |                  |              |             |           |           |
| <b>Beginning Balance (Deficit)</b>                        | 806,721            | 1,242,341                    | -                        | -                | -            | -           | -         | 2,049,062 |
| <b>Ending Balance (Deficit)</b>                           | 806,721            | 1,242,341                    | -                        | -                | -            | -           | -         | 2,049,062 |

## Identification of all costs, by category and amount, needed to fully implement the project

| Expenses Category |  | Amount         |
|-------------------|--|----------------|
| GL Account        | Description  |                |
| 900000            | Salaries   | -              |
| 910000            | Staff Benefits   | -              |
| 920001            | General Expense  | -              |
| 924000            | Printing   | -              |
| 925000            | Telecommunications                                     | -              |
| 926000            | Postage  | -              |
| 928000            | Insurance  | -              |
| 929000            | Travel in State  | -              |
| 931000            | Travel Out of State                                    | -              |
| 933000            | Training   | -              |
| 934000            | Security   | -              |
| 935000            | Facilities Operations                                  | 250,000        |
| 936000            | Utilities  | -              |
| 938000            | Contracted Services                                    | -              |
| 940000            | Consulting and Professional Services - County Provided | -              |
| 943000            | Information Technology (IT)                            | -              |
| 945000            | Major Equipment  | -              |
| 950000            | Other Items of Expense                                 | -              |
| 972000            | Other  | -              |
| 973000            | Debt Service   | -              |
| 983000            | Court Construction                                     | -              |
| 990000            | Distributed Administration & Allocation                | -              |
| <b>Total</b>      |  | <b>250,000</b> |

**A specific funding and expenditure schedule identifying the amounts related to the proposal to be contributed and expended, by fiscal year**

[illegible]

Original Request:

Amended request

[illegible]

## APPLICATION FOR TCTF FUNDS HELD ON BEHALF OF THE COURT

Please check the type of request:

☒ **NEW REQUEST** (Complete Section I, III, and IV only.)☐ **AMENDED REQUEST** (Complete Sections I through IV.)**SECTION I: GENERAL INFORMATION****SUPERIOR COURT:**

Monterey

**PERSON AUTHORIZING REQUEST (Presiding Judge or Court Executive Officer):**

Chris Ruhl, CEO

**CONTACT PERSON AND CONTACT INFO:**Colin Simpson [colin.simpson@monterey.courts.ca.gov](mailto:colin.simpson@monterey.courts.ca.gov) 831-775-5630**DATE OF SUBMISSION:**

9/21/2022

**TIME PERIOD COVERED BY THE REQUEST, INCLUDING CONTRIBUTION AND EXPENDITURE: FY 2022-2023****REQUESTED AMOUNT:**

\$70,000

**REASON FOR REQUEST** (Please briefly summarize the purpose for this request, including a brief description of the project/proposal. Use attachments if additional space is needed.):

The purpose of this request is to fund critical security projects to improve the security and safety of the public and staff at Monterey County courthouses. After the Court's security staff, in collaboration with the Judicial Council of California's Office of Security, conducted limited security surveys of the Salinas, Marina, and King City Courthouses, several existing security needs were identified which were determined as high priority and ones that should be addressed. The following is the list of funded security projects to improve the safety of the public and staff at each court location.

**Security Projects:**

1. Marina Courthouse – Install security bollards on the exterior front entrance of the facility.
2. Marina Courthouse – Install security barriers in the public lobby area in the weapons screening area.
3. Salinas Courthouse – Install security informational, wayfinding, and evacuation signage in the facility.
4. King City Courthouse – Install security informational, wayfinding, and evacuation signage in the facility.

The work for these projects will be performed in collaboration with the JCC's Facilities Management Unit and Security Office.

1. Marina Courthouse – Install security bollards on the exterior front entrance  
The most significant security risk facing this facility is the lack of perimeter controls. The courthouse sits between a large parking lot and a city park, with large open areas on all sides. To mitigate the security risks the Court recently funded the installation of perimeter fencing. However, the Marina Courthouse still has to manage the risk of vehicle traffic in a large parking lot and with no physical barrier at the front entrance of the facility. There is a risk of high-speed ramming attack by a vehicle. Security planters (as bollards) along the sidewalk are an effective option to mitigate the threat of a ramming attack. The threat would be mitigated by the addition of security planters. The Court requests to use funds to erect security bollards to create a physical barrier (bollards) between the parking lot/sidewalk and the front entrance of the facility.
2. Marina Courthouse – Install security barriers in the public lobby area in the weapons screening area  
The weapons screening station consists of both magnetometers and an x-ray machine, and all members of the public are screened prior to entry into the facility. The lack of a physical barrier between the queuing area for unscreened persons and the secure space creates the possibility that weapons or contraband can be passed from unscreened persons to people in the screened area. Security at this location would be significantly improved by a barrier to better separate screened people from the unscreened.
3. Salinas Courthouse – Install security informational, wayfinding, and evacuation signage in the facility.  
Replace evacuation security signage in public areas that contain detailed diagrams of the facility's secured areas. Install critical security signage in secured areas where it is missing.
4. King City Courthouse – Install security informational, wayfinding, and evacuation signage in the facility.  
Replace and install new wayfinding and safety informational signage in the public counter areas as part of renovations. Install evacuation signage in court-occupied and key public and perimeter areas.



## SECTION II: AMENDED REQUEST CHANGES

### A. Identify sections and answers amended.

N/A

### B. Provide a summary of the changes to the request.

N/A

## SECTION III: TRIAL COURT OPERATIONS AND ACCESS TO JUSTICE

### A. Explain why the request does not fit within the court's annual operational budget process and the three-year encumbrance term.

*These funds reflect one-time project costs to make high-priority facility improvements in security at the King City, Marina, and Salinas Courthouses to ensure safe access to facilities by the public. Due to the uncertain nature of future funding for the judicial branch and trial courts, the court's operational funding would be negatively impacted if it needs to fund security projects from its existing operational budget. The one-time costs of the security projects are outside the operational costs for the court.*

*Furthermore, the Court is coordinating these improvements with the JCC Facilities Management Unit and the County of Monterey Public Works. Hence, the Court needs to place funds held on its behalf to continue to work with other agencies and contract with vendors to complete the work on these critical projects.*

### APPLICATION FOR TCTF FUNDS HELD ON BEHALF OF THE COURT (Continued)

## SECTION III (continued): TRIAL COURT OPERATIONS AND ACCESS TO JUSTICE

### B. How will the request enhance the efficiency and/or effectiveness of court operations, and/or increase the availability of court services and programs?

*This request will enhance the effectiveness of court operations by providing employees with a safe work environment by securing the perimeter and adding safety measures in the lobby areas at the Marina Courthouse. It will also provide employees at various courthouses safety/evacuation and security wayfinding signage while ensuring all confidential information on secured areas remain safe.*

### C. If a cost efficiency, please provide cost comparison (table template provided).

N/A

### D. Describe the consequences to the court's operations if the court request is not approved.

*Given the uncertain nature of future funding for the judicial branch due to inflationary pressures, the court's operational funding would be negatively impacted if it must absorb the amount of \$70,000 for the security projects in this request.*

*The Court has had a discussion with Monterey County and the JCC Facilities Management unit to coordinate the implementation of these security projects. If the Court's request is not approved, court employees will continue to work in facilities with unsafe environments. This request will improve employees' safety, including that of the security personnel who manage the entrance screening of visitors to the courthouse.*

### E. Describe the consequences to the public and access to justice if the court request is not approved.

*Given the uncertain nature of future funding for the judicial branch due to inflationary pressures, the court's operational funding would be negatively impacted if it must absorb the amount of \$70,000 for security projects identified in this request.*

*If the Court's request is not approved, then the public will continue to access court facilities that lack the safety measures provided by the security projects in this application. Hence, the of the public while accessing services in Court facilities is essential to ensure equal and fair access to justice.*

### F. What alternatives has the court identified if the request is not approved, and why is holding funding in the TCTF the preferred alternative?

*The one-time costs for these security projects are consistent with the guidelines and intent of the TCTF Funds Held on Behalf of the Courts process. As an alternative, the Court would need to reallocate current year funds for these one-time projects or place these security projects on hold thereby reducing security at its facilities.*

#### SECTION IV: FINANCIAL INFORMATION

Please provide the following (*table template provided for each*):

**A. Three-year history of year-end fund balances, revenues, and expenditures**

See attached

**B. Current detailed budget projections for the fiscal years the trial court would either be contributing to or receiving distributions from the TCTF fund balance held on the court's behalf**

See attached

**C. Identification of all costs, by category and amount, needed to fully implement the project**

See attached

**D. A specific funding and expenditure schedule identifying the amounts to be contributed and expended, by fiscal year**

See attached

If a cost efficiency, please provide cost comparison

| Status Quo            |  | Select Fiscal Year ▼ | Select Fiscal Year ▼ | Select Fiscal Year ▼ | Select Fiscal Year ▼ |
|-----------------------|--|----------------------|----------------------|----------------------|----------------------|
| GL Account            | Description  | Amount               | Amount               | Amount               | Amount               |
| N/A                   | Dedicated Revenue Stream (if applicable)               |                      |                      |                      |                      |
|                       |  |                      |                      |                      |                      |
| 900000                | Salaries   |                      |                      |                      |                      |
| 910000                | Staff Benefits   |                      |                      |                      |                      |
| 920001                | General Expense  |                      |                      |                      |                      |
| 924000                | Printing   |                      |                      |                      |                      |
| 925000                | Telecommunications                                     |                      |                      |                      |                      |
| 926000                | Postage  |                      |                      |                      |                      |
| 928000                | Insurance  |                      |                      |                      |                      |
| 929000                | Travel in State  |                      |                      |                      |                      |
| 931000                | Travel Out of State                                    |                      |                      |                      |                      |
| 933000                | Training   |                      |                      |                      |                      |
| 934000                | Security   |                      |                      |                      |                      |
| 935000                | Facilities Operations                                  |                      |                      |                      |                      |
| 936000                | Utilities  |                      |                      |                      |                      |
| 938000                | Contracted Services                                    |                      |                      |                      |                      |
| 940000                | Consulting and Professional Services - County Provided |                      |                      |                      |                      |
| 943000                | Information Technology (IT)                            |                      |                      |                      |                      |
| 945000                | Major Equipment  |                      |                      |                      |                      |
| 950000                | Other Items of Expense                                 |                      |                      |                      |                      |
| 972000                | Other  |                      |                      |                      |                      |
| 973000                | Debt Service   |                      |                      |                      |                      |
| 983000                | Court Construction                                     |                      |                      |                      |                      |
| 990000                | Distributed Administration & Allocation                |                      |                      |                      |                      |
| Net Revenue (Expense) |  | -                    | -                    | -                    | -                    |

| Proposed Project      |  |        |        |        |        |
|-----------------------|--|--------|--------|--------|--------|
| GL Account            | Description  | Amount | Amount | Amount | Amount |
| N/A                   | Dedicated Revenue Stream (if applicable)               |        |        |        |        |
|                       |  |        |        |        |        |
| 900000                | Salaries   |        |        |        |        |
| 910000                | Staff Benefits   |        |        |        |        |
| 920001                | General Expense  |        |        |        |        |
| 924000                | Printing   |        |        |        |        |
| 925000                | Telecommunications                                     |        |        |        |        |
| 926000                | Postage  |        |        |        |        |
| 928000                | Insurance  |        |        |        |        |
| 929000                | Travel in State  |        |        |        |        |
| 931000                | Travel Out of State                                    |        |        |        |        |
| 933000                | Training   |        |        |        |        |
| 934000                | Security   |        |        |        |        |
| 935000                | Facilities Operations                                  |        |        |        |        |
| 936000                | Utilities  |        |        |        |        |
| 938000                | Contracted Services                                    |        |        |        |        |
| 940000                | Consulting and Professional Services - County Provided |        |        |        |        |
| 943000                | Information Technology (IT)                            |        |        |        |        |
| 945000                | Major Equipment  |        |        |        |        |
| 950000                | Other Items of Expense                                 |        |        |        |        |
| 972000                | Other  |        |        |        |        |
| 973000                | Debt Service   |        |        |        |        |
| 983000                | Court Construction                                     |        |        |        |        |
| 990000                | Distributed Administration & Allocation                |        |        |        |        |
| Net Revenue (Expense) |  | -      | -      | -      | -      |

|                         |   |   |  |   |
|-------------------------|---|---|--|---|
| Cumulative Cost Savings | - | - |  | - |
|-------------------------|---|---|--|---|

If a cost efficiency, please provide cost comparison

| Status Quo                   |  | Select Fiscal Year ▼ | Select Fiscal Year ▼ | Select Fiscal Year ▼ |
|------------------------------|--|----------------------|----------------------|----------------------|
| GL Account                   | Description  | Amount               | Amount               | Amount               |
| N/A                          | Dedicated Revenue Stream (if applicable)               |                      |                      |                      |
|                              |  |                      |                      |                      |
| 900000                       | Salaries   |                      |                      |                      |
| 910000                       | Staff Benefits   |                      |                      |                      |
| 920001                       | General Expense  |                      |                      |                      |
| 924000                       | Printing   |                      |                      |                      |
| 925000                       | Telecommunications                                     |                      |                      |                      |
| 926000                       | Postage  |                      |                      |                      |
| 928000                       | Insurance  |                      |                      |                      |
| 929000                       | Travel in State  |                      |                      |                      |
| 931000                       | Travel Out of State                                    |                      |                      |                      |
| 933000                       | Training   |                      |                      |                      |
| 934000                       | Security   |                      |                      |                      |
| 935000                       | Facilities Operations                                  |                      |                      |                      |
| 936000                       | Utilities  |                      |                      |                      |
| 938000                       | Contracted Services                                    |                      |                      |                      |
|                              | Consulting and Professional Services - County Provided |                      |                      |                      |
| 940000                       |  |                      |                      |                      |
| 943000                       | Information Technology (IT)                            |                      |                      |                      |
| 945000                       | Major Equipment  |                      |                      |                      |
| 950000                       | Other Items of Expense                                 |                      |                      |                      |
| 972000                       | Other  |                      |                      |                      |
| 973000                       | Debt Service   |                      |                      |                      |
| 983000                       | Court Construction                                     |                      |                      |                      |
| 990000                       | Distributed Administration & Allocation                |                      |                      |                      |
| <b>Net Revenue (Expense)</b> |  | -                    | -                    | -                    |

| Proposed Project             |  |        |        |        |
|------------------------------|--|--------|--------|--------|
| GL Account                   | Description  | Amount | Amount | Amount |
| N/A                          | Dedicated Revenue Stream (if applicable)               |        |        |        |
|                              |  |        |        |        |
| 900000                       | Salaries   |        |        |        |
| 910000                       | Staff Benefits   |        |        |        |
| 920001                       | General Expense  |        |        |        |
| 924000                       | Printing   |        |        |        |
| 925000                       | Telecommunications                                     |        |        |        |
| 926000                       | Postage  |        |        |        |
| 928000                       | Insurance  |        |        |        |
| 929000                       | Travel in State  |        |        |        |
| 931000                       | Travel Out of State                                    |        |        |        |
| 933000                       | Training   |        |        |        |
| 934000                       | Security   |        |        |        |
| 935000                       | Facilities Operations                                  |        |        |        |
| 936000                       | Utilities  |        |        |        |
| 938000                       | Contracted Services                                    |        |        |        |
|                              | Consulting and Professional Services - County Provided |        |        |        |
| 940000                       |  |        |        |        |
| 943000                       | Information Technology (IT)                            |        |        |        |
| 945000                       | Major Equipment  |        |        |        |
| 950000                       | Other Items of Expense                                 |        |        |        |
| 972000                       | Other  |        |        |        |
| 973000                       | Debt Service   |        |        |        |
| 983000                       | Court Construction                                     |        |        |        |
| 990000                       | Distributed Administration & Allocation                |        |        |        |
| <b>Net Revenue (Expense)</b> |  | -      | -      | -      |

|                                |   |  |  |
|--------------------------------|---|--|--|
| <b>Cumulative Cost Savings</b> | - |  |  |
|--------------------------------|---|--|--|

## Prior three-year history of year-end fund balances, revenues, and expenditures

| FY 2021-22 ▼                 | FUNDS            |                              |                          |                  |              |             |           |                   |
|------------------------------|------------------|------------------------------|--------------------------|------------------|--------------|-------------|-----------|-------------------|
| Description                  | General          | Special Revenue<br>Non-Grant | Special Revenue<br>Grant | Capital Projects | Debt Service | Proprietary | Fiduciary | TOTAL             |
| <b>Beginning Balance</b>     | <b>1,807,023</b> | <b>1,051,941</b>             | -                        | -                | -            | -           | -         | <b>2,858,964</b>  |
| Revenues                     | 26,620,111       | 1,130,177                    | 688,555                  | -                | -            | -           | -         | <b>28,438,843</b> |
| Expenditures                 | 26,494,236       | 943,439                      | 1,027,702                | -                | -            | -           | -         | <b>28,465,377</b> |
| Operating Transfers In (Out) | (339,399)        | 252                          | 339,147                  | -                | -            | -           | -         | -                 |
| <b>Ending Fund Balance</b>   | <b>1,593,499</b> | <b>1,238,931</b>             | -                        | -                | -            | -           | -         | <b>2,832,430</b>  |

| FY 2020-21 ▼                 | FUNDS            |                              |                          |                  |              |             |           |                   |
|------------------------------|------------------|------------------------------|--------------------------|------------------|--------------|-------------|-----------|-------------------|
| Description                  | General          | Special Revenue<br>Non-Grant | Special Revenue<br>Grant | Capital Projects | Debt Service | Proprietary | Fiduciary | TOTAL             |
| <b>Beginning Balance</b>     | <b>1,231,917</b> | <b>873,000</b>               | -                        | -                | -            | -           | -         | <b>2,104,917</b>  |
| Revenues                     | 24,565,282       | 550,258                      | 674,882                  | -                | -            | -           | -         | <b>25,790,421</b> |
| Expenditures                 | 23,672,052       | 373,161                      | 991,161                  | -                | -            | -           | -         | <b>25,036,374</b> |
| Operating Transfers In (Out) | (318,123)        | 1,844                        | 316,279                  | -                | -            | -           | -         | -                 |
| <b>Ending Fund Balance</b>   | <b>1,807,023</b> | <b>1,051,941</b>             | -                        | -                | -            | -           | -         | <b>2,858,964</b>  |

| FY 2019-20 ▼                 | FUNDS            |                              |                          |                  |              |             |           |                   |
|------------------------------|------------------|------------------------------|--------------------------|------------------|--------------|-------------|-----------|-------------------|
| Description                  | General          | Special Revenue<br>Non-Grant | Special Revenue<br>Grant | Capital Projects | Debt Service | Proprietary | Fiduciary | TOTAL             |
| <b>Beginning Balance</b>     | <b>701,400</b>   | <b>679,695</b>               | -                        |                  |              |             |           | <b>1,381,095</b>  |
| Revenues                     | 24,885,416       | 534,603                      | 1,284,509                |                  |              |             |           | <b>26,704,527</b> |
| Expenditures                 | 24,044,801       | 341,297                      | 1,594,606                |                  |              |             |           | <b>25,980,705</b> |
| Operating Transfers In (Out) | (310,098)        | -                            | 310,098                  |                  |              |             |           | -                 |
| <b>Ending Fund Balance</b>   | <b>1,231,917</b> | <b>873,000</b>               | -                        | -                | -            | -           | -         | <b>2,104,917</b>  |

Current detailed budget projections for the fiscal years the trial court would either be contributing to or receiving distributions from the TCTF fund balance held on the cc

|   | FY 2021-22        |                              | FUNDS                    |                  |              |             |           |                   |
|---|-------------------|------------------------------|--------------------------|------------------|--------------|-------------|-----------|-------------------|
| Description   | General           | Special Revenue<br>Non-Grant | Special Revenue<br>Grant | Capital Projects | Debt Service | Proprietary | Fiduciary | TOTAL             |
| <b>REVENUES</b>   |                   |                              |                          |                  |              |             |           |                   |
| State Financing Sources                                   | 29,412,081        | 187,403                      | -                        | -                | -            | -           | -         | 29,599,485        |
| Grants  | -                 | -                            | 622,928                  | -                | -            | -           | -         | 622,928           |
| Other Financing Sources                                   | 368,957           | 368,704                      | -                        | -                | -            | -           | -         | 737,661           |
| <b>TOTAL REVENUES</b>                                     | <b>29,781,038</b> | <b>556,107</b>               | <b>622,928</b>           | <b>-</b>         | <b>-</b>     | <b>-</b>    | <b>-</b>  | <b>30,960,073</b> |
| <b>EXPENDITURES</b>                                       |                   |                              |                          |                  |              |             |           |                   |
| Salaries  | 15,276,409        | 106,173                      | 487,859                  | -                | -            | -           | -         | 15,870,441        |
| Staff Benefits  | 7,447,113         | 50,122                       | 239,601                  | -                | -            | -           | -         | 7,736,835         |
| General Expense   | 759,093           | -                            | 12,134                   | -                | -            | -           | -         | 771,227           |
| Printing  | 26,508            | -                            | -                        | -                | -            | -           | -         | 26,508            |
| Telecommunications  | 176,467           | -                            | -                        | -                | -            | -           | -         | 176,467           |
| Postage   | 122,156           | -                            | -                        | -                | -            | -           | -         | 122,156           |
| Insurance   | 21,904            | -                            | -                        | -                | -            | -           | -         | 21,904            |
| Travel in State   | 41,000            | -                            | 2,000                    | -                | -            | -           | -         | 43,000            |
| Travel Out of State                                       | 4,000             | -                            | -                        | -                | -            | -           | -         | 4,000             |
| Training  | 35,000            | -                            | 28,575                   | -                | -            | -           | -         | 63,575            |
| Security  | 653,856           | -                            | -                        | -                | -            | -           | -         | 653,856           |
| Facilities Operations                                     | 487,392           | -                            | -                        | -                | -            | -           | -         | 487,392           |
| Utilities   | -                 | -                            | -                        | -                | -            | -           | -         | -                 |
| Contracted Services                                       | 4,239,147         | 183,683                      | 2,367                    | -                | -            | -           | -         | 4,425,198         |
| Consulting and Professional Services<br>- County Provided | 23,970            | -                            | -                        | -                | -            | -           | -         | 23,970            |
| Information Technology (IT)                               | 570,357           | -                            | 4,200                    | -                | -            | -           | -         | 574,557           |
| Major Equipment   | 670,906           | -                            | -                        | -                | -            | -           | -         | 670,906           |
| Other Items of Expense                                    | 13,535            | -                            | -                        | -                | -            | -           | -         | 13,535            |
| Juror Costs   | 71,449            | -                            | -                        | -                | -            | -           | -         | 71,449            |
| Other   | 13,000            | -                            | -                        | -                | -            | -           | -         | 13,000            |
| Debt Service  | -                 | -                            | -                        | -                | -            | -           | -         | -                 |
| Court Construction  | -                 | -                            | -                        | -                | -            | -           | -         | -                 |
| Distributed Administration &<br>Allocation                | (171,221)         | 25,730                       | 145,492                  | -                | -            | -           | -         | -                 |
| Prior Year Expense Adjustment                             | -                 | -                            | -                        | -                | -            | -           | -         | -                 |
| <b>TOTAL EXPENDITURES</b>                                 | <b>30,482,041</b> | <b>365,708</b>               | <b>922,227</b>           | <b>-</b>         | <b>-</b>     | <b>-</b>    | <b>-</b>  | <b>31,769,976</b> |
| Operating Transfers In (Out)                              | (299,299)         | -                            | 299,299                  | -                | -            | -           | -         | -                 |
| <b>Fund Balance (Deficit)</b>                             |                   |                              |                          |                  |              |             |           |                   |
| Beginning Balance (Deficit)                               | 1,807,023         | 1,051,941                    | -                        | -                | -            | -           | -         | 2,858,964         |
| Ending Balance (Deficit)                                  | 806,721           | 1,242,341                    | -                        | -                | -            | -           | -         | 2,049,062         |

## Current detailed budget projection on court's behalf

|   | Select Fiscal Year | FUNDS                        |                          |                  |              |             |           |           |
|---|--------------------|------------------------------|--------------------------|------------------|--------------|-------------|-----------|-----------|
| Description   | General            | Special Revenue<br>Non-Grant | Special Revenue<br>Grant | Capital Projects | Debt Service | Proprietary | Fiduciary | TOTAL     |
| <b>REVENUES</b>   |                    |                              |                          |                  |              |             |           |           |
| State Financing Sources                                   |                    |                              |                          |                  |              |             |           | -         |
| Grants  |                    |                              |                          |                  |              |             |           | -         |
| Other Financing Sources                                   |                    |                              |                          |                  |              |             |           | -         |
| <b>TOTAL REVENUES</b>                                     | -                  | -                            | -                        | -                | -            | -           | -         | -         |
| <b>EXPENDITURES</b>                                       |                    |                              |                          |                  |              |             |           |           |
| Salaries  |                    |                              |                          |                  |              |             |           | -         |
| Staff Benefits  |                    |                              |                          |                  |              |             |           | -         |
| General Expense   |                    |                              |                          |                  |              |             |           | -         |
| Printing  |                    |                              |                          |                  |              |             |           | -         |
| Telecommunications  |                    |                              |                          |                  |              |             |           | -         |
| Postage   |                    |                              |                          |                  |              |             |           | -         |
| Insurance   |                    |                              |                          |                  |              |             |           | -         |
| Travel in State   |                    |                              |                          |                  |              |             |           | -         |
| Travel Out of State                                       |                    |                              |                          |                  |              |             |           | -         |
| Training  |                    |                              |                          |                  |              |             |           | -         |
| Security  |                    |                              |                          |                  |              |             |           | -         |
| Facilities Operations                                     |                    |                              |                          |                  |              |             |           | -         |
| Utilities   |                    |                              |                          |                  |              |             |           | -         |
| Contracted Services                                       |                    |                              |                          |                  |              |             |           | -         |
| Consulting and Professional Services<br>- County Provided |                    |                              |                          |                  |              |             |           | -         |
| Information Technology (IT)                               |                    |                              |                          |                  |              |             |           | -         |
| Major Equipment   |                    |                              |                          |                  |              |             |           | -         |
| Other Items of Expense                                    |                    |                              |                          |                  |              |             |           | -         |
| Juror Costs   |                    |                              |                          |                  |              |             |           | -         |
| Other   |                    |                              |                          |                  |              |             |           | -         |
| Debt Service  |                    |                              |                          |                  |              |             |           | -         |
| Court Construction  |                    |                              |                          |                  |              |             |           | -         |
| Distributed Administration &<br>Allocation                |                    |                              |                          |                  |              |             |           | -         |
| Prior Year Expense Adjustment                             |                    |                              |                          |                  |              |             |           | -         |
| <b>TOTAL EXPENDITURES</b>                                 | -                  | -                            | -                        | -                | -            | -           | -         | -         |
| Operating Transfers In (Out)                              |                    |                              |                          |                  |              |             |           | -         |
| <b>Fund Balance (Deficit)</b>                             |                    |                              |                          |                  |              |             |           |           |
| <b>Beginning Balance (Deficit)</b>                        | 806,721            | 1,242,341                    | -                        | -                | -            | -           | -         | 2,049,062 |
| <b>Ending Balance (Deficit)</b>                           | 806,721            | 1,242,341                    | -                        | -                | -            | -           | -         | 2,049,062 |

## Current detailed budget projection:

|   | Select Fiscal Year | FUNDS                        |                          |                  |              |             |           |           |
|---|--------------------|------------------------------|--------------------------|------------------|--------------|-------------|-----------|-----------|
| Description   | General            | Special Revenue<br>Non-Grant | Special Revenue<br>Grant | Capital Projects | Debt Service | Proprietary | Fiduciary | TOTAL     |
| <b>REVENUES</b>   |                    |                              |                          |                  |              |             |           |           |
| State Financing Sources                                   |                    |                              |                          |                  |              |             |           | -         |
| Grants  |                    |                              |                          |                  |              |             |           | -         |
| Other Financing Sources                                   |                    |                              |                          |                  |              |             |           | -         |
| <b>TOTAL REVENUES</b>                                     | -                  | -                            | -                        | -                | -            | -           | -         | -         |
| <b>EXPENDITURES</b>                                       |                    |                              |                          |                  |              |             |           |           |
| Salaries  |                    |                              |                          |                  |              |             |           | -         |
| Staff Benefits  |                    |                              |                          |                  |              |             |           | -         |
| General Expense   |                    |                              |                          |                  |              |             |           | -         |
| Printing  |                    |                              |                          |                  |              |             |           | -         |
| Telecommunications  |                    |                              |                          |                  |              |             |           | -         |
| Postage   |                    |                              |                          |                  |              |             |           | -         |
| Insurance   |                    |                              |                          |                  |              |             |           | -         |
| Travel in State   |                    |                              |                          |                  |              |             |           | -         |
| Travel Out of State                                       |                    |                              |                          |                  |              |             |           | -         |
| Training  |                    |                              |                          |                  |              |             |           | -         |
| Security  |                    |                              |                          |                  |              |             |           | -         |
| Facilities Operations                                     |                    |                              |                          |                  |              |             |           | -         |
| Utilities   |                    |                              |                          |                  |              |             |           | -         |
| Contracted Services                                       |                    |                              |                          |                  |              |             |           | -         |
| Consulting and Professional Services<br>- County Provided |                    |                              |                          |                  |              |             |           | -         |
| Information Technology (IT)                               |                    |                              |                          |                  |              |             |           | -         |
| Major Equipment   |                    |                              |                          |                  |              |             |           | -         |
| Other Items of Expense                                    |                    |                              |                          |                  |              |             |           | -         |
| Juror Costs   |                    |                              |                          |                  |              |             |           | -         |
| Other   |                    |                              |                          |                  |              |             |           | -         |
| Debt Service  |                    |                              |                          |                  |              |             |           | -         |
| Court Construction  |                    |                              |                          |                  |              |             |           | -         |
| Distributed Administration &<br>Allocation                |                    |                              |                          |                  |              |             |           | -         |
| Prior Year Expense Adjustment                             |                    |                              |                          |                  |              |             |           | -         |
| <b>TOTAL EXPENDITURES</b>                                 | -                  | -                            | -                        | -                | -            | -           | -         | -         |
| Operating Transfers In (Out)                              |                    |                              |                          |                  |              |             |           | -         |
| <b>Fund Balance (Deficit)</b>                             |                    |                              |                          |                  |              |             |           |           |
| <b>Beginning Balance (Deficit)</b>                        | 806,721            | 1,242,341                    | -                        | -                | -            | -           | -         | 2,049,062 |
| <b>Ending Balance (Deficit)</b>                           | 806,721            | 1,242,341                    | -                        | -                | -            | -           | -         | 2,049,062 |



## Current detailed budget projection:

|   | Select Fiscal Year ▼ | FUNDS                     |                       |                  |              |             |           |           |
|---|----------------------|---------------------------|-----------------------|------------------|--------------|-------------|-----------|-----------|
| Description   | General              | Special Revenue Non-Grant | Special Revenue Grant | Capital Projects | Debt Service | Proprietary | Fiduciary | TOTAL     |
| <b>REVENUES</b>   |                      |                           |                       |                  |              |             |           |           |
| State Financing Sources                                   |                      |                           |                       |                  |              |             |           | -         |
| Grants  |                      |                           |                       |                  |              |             |           | -         |
| Other Financing Sources                                   |                      |                           |                       |                  |              |             |           | -         |
| <b>TOTAL REVENUES</b>                                     | -                    | -                         | -                     | -                | -            | -           | -         | -         |
| <b>EXPENDITURES</b>                                       |                      |                           |                       |                  |              |             |           |           |
| Salaries  |                      |                           |                       |                  |              |             |           | -         |
| Staff Benefits  |                      |                           |                       |                  |              |             |           | -         |
| General Expense   |                      |                           |                       |                  |              |             |           | -         |
| Printing  |                      |                           |                       |                  |              |             |           | -         |
| Telecommunications  |                      |                           |                       |                  |              |             |           | -         |
| Postage   |                      |                           |                       |                  |              |             |           | -         |
| Insurance   |                      |                           |                       |                  |              |             |           | -         |
| Travel in State   |                      |                           |                       |                  |              |             |           | -         |
| Travel Out of State                                       |                      |                           |                       |                  |              |             |           | -         |
| Training  |                      |                           |                       |                  |              |             |           | -         |
| Security  |                      |                           |                       |                  |              |             |           | -         |
| Facilities Operations                                     |                      |                           |                       |                  |              |             |           | -         |
| Utilities   |                      |                           |                       |                  |              |             |           | -         |
| Contracted Services                                       |                      |                           |                       |                  |              |             |           | -         |
| Consulting and Professional Services<br>- County Provided |                      |                           |                       |                  |              |             |           | -         |
| Information Technology (IT)                               |                      |                           |                       |                  |              |             |           | -         |
| Major Equipment   |                      |                           |                       |                  |              |             |           | -         |
| Other Items of Expense                                    |                      |                           |                       |                  |              |             |           | -         |
| Juror Costs   |                      |                           |                       |                  |              |             |           | -         |
| Other   |                      |                           |                       |                  |              |             |           | -         |
| Debt Service  |                      |                           |                       |                  |              |             |           | -         |
| Court Construction  |                      |                           |                       |                  |              |             |           | -         |
| Distributed Administration &<br>Allocation                |                      |                           |                       |                  |              |             |           | -         |
| Prior Year Expense Adjustment                             |                      |                           |                       |                  |              |             |           | -         |
| <b>TOTAL EXPENDITURES</b>                                 | -                    | -                         | -                     | -                | -            | -           | -         | -         |
| Operating Transfers In (Out)                              |                      |                           |                       |                  |              |             |           | -         |
| <b>Fund Balance (Deficit)</b>                             |                      |                           |                       |                  |              |             |           |           |
| <b>Beginning Balance (Deficit)</b>                        | 806,721              | 1,242,341                 | -                     | -                | -            | -           | -         | 2,049,062 |
| <b>Ending Balance (Deficit)</b>                           | 806,721              | 1,242,341                 | -                     | -                | -            | -           | -         | 2,049,062 |

## Current detailed budget projection:

|   | Select Fiscal Year | FUNDS                        |                          |                  |              |             |           |           |
|---|--------------------|------------------------------|--------------------------|------------------|--------------|-------------|-----------|-----------|
| Description   | General            | Special Revenue<br>Non-Grant | Special Revenue<br>Grant | Capital Projects | Debt Service | Proprietary | Fiduciary | TOTAL     |
| <b>REVENUES</b>   |                    |                              |                          |                  |              |             |           |           |
| State Financing Sources                                   |                    |                              |                          |                  |              |             |           | -         |
| Grants  |                    |                              |                          |                  |              |             |           | -         |
| Other Financing Sources                                   |                    |                              |                          |                  |              |             |           | -         |
| <b>TOTAL REVENUES</b>                                     | -                  | -                            | -                        | -                | -            | -           | -         | -         |
| <b>EXPENDITURES</b>                                       |                    |                              |                          |                  |              |             |           |           |
| Salaries  |                    |                              |                          |                  |              |             |           | -         |
| Staff Benefits  |                    |                              |                          |                  |              |             |           | -         |
| General Expense   |                    |                              |                          |                  |              |             |           | -         |
| Printing  |                    |                              |                          |                  |              |             |           | -         |
| Telecommunications  |                    |                              |                          |                  |              |             |           | -         |
| Postage   |                    |                              |                          |                  |              |             |           | -         |
| Insurance   |                    |                              |                          |                  |              |             |           | -         |
| Travel in State   |                    |                              |                          |                  |              |             |           | -         |
| Travel Out of State                                       |                    |                              |                          |                  |              |             |           | -         |
| Training  |                    |                              |                          |                  |              |             |           | -         |
| Security  |                    |                              |                          |                  |              |             |           | -         |
| Facilities Operations                                     |                    |                              |                          |                  |              |             |           | -         |
| Utilities   |                    |                              |                          |                  |              |             |           | -         |
| Contracted Services                                       |                    |                              |                          |                  |              |             |           | -         |
| Consulting and Professional Services<br>- County Provided |                    |                              |                          |                  |              |             |           | -         |
| Information Technology (IT)                               |                    |                              |                          |                  |              |             |           | -         |
| Major Equipment   |                    |                              |                          |                  |              |             |           | -         |
| Other Items of Expense                                    |                    |                              |                          |                  |              |             |           | -         |
| Juror Costs   |                    |                              |                          |                  |              |             |           | -         |
| Other   |                    |                              |                          |                  |              |             |           | -         |
| Debt Service  |                    |                              |                          |                  |              |             |           | -         |
| Court Construction  |                    |                              |                          |                  |              |             |           | -         |
| Distributed Administration &<br>Allocation                |                    |                              |                          |                  |              |             |           | -         |
| Prior Year Expense Adjustment                             |                    |                              |                          |                  |              |             |           | -         |
| <b>TOTAL EXPENDITURES</b>                                 | -                  | -                            | -                        | -                | -            | -           | -         | -         |
| Operating Transfers In (Out)                              |                    |                              |                          |                  |              |             |           | -         |
| <b>Fund Balance (Deficit)</b>                             |                    |                              |                          |                  |              |             |           |           |
| <b>Beginning Balance (Deficit)</b>                        | 806,721            | 1,242,341                    | -                        | -                | -            | -           | -         | 2,049,062 |
| <b>Ending Balance (Deficit)</b>                           | 806,721            | 1,242,341                    | -                        | -                | -            | -           | -         | 2,049,062 |

## Current detailed budget projection:

|   | Select Fiscal Year | FUNDS                     |                       |                  |              |             |           |           |
|---|--------------------|---------------------------|-----------------------|------------------|--------------|-------------|-----------|-----------|
| Description   | General            | Special Revenue Non-Grant | Special Revenue Grant | Capital Projects | Debt Service | Proprietary | Fiduciary | TOTAL     |
| <b>REVENUES</b>   |                    |                           |                       |                  |              |             |           |           |
| State Financing Sources                                   |                    |                           |                       |                  |              |             |           | -         |
| Grants  |                    |                           |                       |                  |              |             |           | -         |
| Other Financing Sources                                   |                    |                           |                       |                  |              |             |           | -         |
| <b>TOTAL REVENUES</b>                                     | -                  | -                         | -                     | -                | -            | -           | -         | -         |
| <b>EXPENDITURES</b>                                       |                    |                           |                       |                  |              |             |           |           |
| Salaries  |                    |                           |                       |                  |              |             |           | -         |
| Staff Benefits  |                    |                           |                       |                  |              |             |           | -         |
| General Expense   |                    |                           |                       |                  |              |             |           | -         |
| Printing  |                    |                           |                       |                  |              |             |           | -         |
| Telecommunications  |                    |                           |                       |                  |              |             |           | -         |
| Postage   |                    |                           |                       |                  |              |             |           | -         |
| Insurance   |                    |                           |                       |                  |              |             |           | -         |
| Travel in State   |                    |                           |                       |                  |              |             |           | -         |
| Travel Out of State                                       |                    |                           |                       |                  |              |             |           | -         |
| Training  |                    |                           |                       |                  |              |             |           | -         |
| Security  |                    |                           |                       |                  |              |             |           | -         |
| Facilities Operations                                     |                    |                           |                       |                  |              |             |           | -         |
| Utilities   |                    |                           |                       |                  |              |             |           | -         |
| Contracted Services                                       |                    |                           |                       |                  |              |             |           | -         |
| Consulting and Professional Services<br>- County Provided |                    |                           |                       |                  |              |             |           | -         |
| Information Technology (IT)                               |                    |                           |                       |                  |              |             |           | -         |
| Major Equipment   |                    |                           |                       |                  |              |             |           | -         |
| Other Items of Expense                                    |                    |                           |                       |                  |              |             |           | -         |
| Juror Costs   |                    |                           |                       |                  |              |             |           | -         |
| Other   |                    |                           |                       |                  |              |             |           | -         |
| Debt Service  |                    |                           |                       |                  |              |             |           | -         |
| Court Construction  |                    |                           |                       |                  |              |             |           | -         |
| Distributed Administration &<br>Allocation                |                    |                           |                       |                  |              |             |           | -         |
| Prior Year Expense Adjustment                             |                    |                           |                       |                  |              |             |           | -         |
| <b>TOTAL EXPENDITURES</b>                                 | -                  | -                         | -                     | -                | -            | -           | -         | -         |
| Operating Transfers In (Out)                              |                    |                           |                       |                  |              |             |           | -         |
| <b>Fund Balance (Deficit)</b>                             |                    |                           |                       |                  |              |             |           |           |
| <b>Beginning Balance (Deficit)</b>                        | 806,721            | 1,242,341                 | -                     | -                | -            | -           | -         | 2,049,062 |
| <b>Ending Balance (Deficit)</b>                           | 806,721            | 1,242,341                 | -                     | -                | -            | -           | -         | 2,049,062 |

## Current detailed budget projection:

|   | Select Fiscal Year | FUNDS                     |                       |                  |              |             |           |           |
|---|--------------------|---------------------------|-----------------------|------------------|--------------|-------------|-----------|-----------|
| Description   | General            | Special Revenue Non-Grant | Special Revenue Grant | Capital Projects | Debt Service | Proprietary | Fiduciary | TOTAL     |
| <b>REVENUES</b>   |                    |                           |                       |                  |              |             |           |           |
| State Financing Sources                                   |                    |                           |                       |                  |              |             |           | -         |
| Grants  |                    |                           |                       |                  |              |             |           | -         |
| Other Financing Sources                                   |                    |                           |                       |                  |              |             |           | -         |
| <b>TOTAL REVENUES</b>                                     | -                  | -                         | -                     | -                | -            | -           | -         | -         |
| <b>EXPENDITURES</b>                                       |                    |                           |                       |                  |              |             |           |           |
| Salaries  |                    |                           |                       |                  |              |             |           | -         |
| Staff Benefits  |                    |                           |                       |                  |              |             |           | -         |
| General Expense   |                    |                           |                       |                  |              |             |           | -         |
| Printing  |                    |                           |                       |                  |              |             |           | -         |
| Telecommunications  |                    |                           |                       |                  |              |             |           | -         |
| Postage   |                    |                           |                       |                  |              |             |           | -         |
| Insurance   |                    |                           |                       |                  |              |             |           | -         |
| Travel in State   |                    |                           |                       |                  |              |             |           | -         |
| Travel Out of State                                       |                    |                           |                       |                  |              |             |           | -         |
| Training  |                    |                           |                       |                  |              |             |           | -         |
| Security  |                    |                           |                       |                  |              |             |           | -         |
| Facilities Operations                                     |                    |                           |                       |                  |              |             |           | -         |
| Utilities   |                    |                           |                       |                  |              |             |           | -         |
| Contracted Services                                       |                    |                           |                       |                  |              |             |           | -         |
| Consulting and Professional Services<br>- County Provided |                    |                           |                       |                  |              |             |           | -         |
| Information Technology (IT)                               |                    |                           |                       |                  |              |             |           | -         |
| Major Equipment   |                    |                           |                       |                  |              |             |           | -         |
| Other Items of Expense                                    |                    |                           |                       |                  |              |             |           | -         |
| Juror Costs   |                    |                           |                       |                  |              |             |           | -         |
| Other   |                    |                           |                       |                  |              |             |           | -         |
| Debt Service  |                    |                           |                       |                  |              |             |           | -         |
| Court Construction  |                    |                           |                       |                  |              |             |           | -         |
| Distributed Administration &<br>Allocation                |                    |                           |                       |                  |              |             |           | -         |
| Prior Year Expense Adjustment                             |                    |                           |                       |                  |              |             |           | -         |
| <b>TOTAL EXPENDITURES</b>                                 | -                  | -                         | -                     | -                | -            | -           | -         | -         |
| Operating Transfers In (Out)                              |                    |                           |                       |                  |              |             |           | -         |
| <b>Fund Balance (Deficit)</b>                             |                    |                           |                       |                  |              |             |           |           |
| <b>Beginning Balance (Deficit)</b>                        | 806,721            | 1,242,341                 | -                     | -                | -            | -           | -         | 2,049,062 |
| <b>Ending Balance (Deficit)</b>                           | 806,721            | 1,242,341                 | -                     | -                | -            | -           | -         | 2,049,062 |

## Current detailed budget projection:

|   | Select Fiscal Year ▼ | FUNDS                     |                       |                  |              |             |           |           |
|---|----------------------|---------------------------|-----------------------|------------------|--------------|-------------|-----------|-----------|
| Description   | General              | Special Revenue Non-Grant | Special Revenue Grant | Capital Projects | Debt Service | Proprietary | Fiduciary | TOTAL     |
| <b>REVENUES</b>   |                      |                           |                       |                  |              |             |           |           |
| State Financing Sources                                   |                      |                           |                       |                  |              |             |           | -         |
| Grants  |                      |                           |                       |                  |              |             |           | -         |
| Other Financing Sources                                   |                      |                           |                       |                  |              |             |           | -         |
| <b>TOTAL REVENUES</b>                                     | -                    | -                         | -                     | -                | -            | -           | -         | -         |
| <b>EXPENDITURES</b>                                       |                      |                           |                       |                  |              |             |           |           |
| Salaries  |                      |                           |                       |                  |              |             |           | -         |
| Staff Benefits  |                      |                           |                       |                  |              |             |           | -         |
| General Expense   |                      |                           |                       |                  |              |             |           | -         |
| Printing  |                      |                           |                       |                  |              |             |           | -         |
| Telecommunications  |                      |                           |                       |                  |              |             |           | -         |
| Postage   |                      |                           |                       |                  |              |             |           | -         |
| Insurance   |                      |                           |                       |                  |              |             |           | -         |
| Travel in State   |                      |                           |                       |                  |              |             |           | -         |
| Travel Out of State                                       |                      |                           |                       |                  |              |             |           | -         |
| Training  |                      |                           |                       |                  |              |             |           | -         |
| Security  |                      |                           |                       |                  |              |             |           | -         |
| Facilities Operations                                     |                      |                           |                       |                  |              |             |           | -         |
| Utilities   |                      |                           |                       |                  |              |             |           | -         |
| Contracted Services                                       |                      |                           |                       |                  |              |             |           | -         |
| Consulting and Professional Services<br>- County Provided |                      |                           |                       |                  |              |             |           | -         |
| Information Technology (IT)                               |                      |                           |                       |                  |              |             |           | -         |
| Major Equipment   |                      |                           |                       |                  |              |             |           | -         |
| Other Items of Expense                                    |                      |                           |                       |                  |              |             |           | -         |
| Juror Costs   |                      |                           |                       |                  |              |             |           | -         |
| Other   |                      |                           |                       |                  |              |             |           | -         |
| Debt Service  |                      |                           |                       |                  |              |             |           | -         |
| Court Construction  |                      |                           |                       |                  |              |             |           | -         |
| Distributed Administration &<br>Allocation                |                      |                           |                       |                  |              |             |           | -         |
| Prior Year Expense Adjustment                             |                      |                           |                       |                  |              |             |           | -         |
| <b>TOTAL EXPENDITURES</b>                                 | -                    | -                         | -                     | -                | -            | -           | -         | -         |
| Operating Transfers In (Out)                              |                      |                           |                       |                  |              |             |           | -         |
| <b>Fund Balance (Deficit)</b>                             |                      |                           |                       |                  |              |             |           |           |
| <b>Beginning Balance (Deficit)</b>                        | 806,721              | 1,242,341                 | -                     | -                | -            | -           | -         | 2,049,062 |
| <b>Ending Balance (Deficit)</b>                           | 806,721              | 1,242,341                 | -                     | -                | -            | -           | -         | 2,049,062 |

## Identification of all costs, by category and amount, needed to fully implement the project

| Expenses Category |  | Amount        |
|-------------------|--|---------------|
| GL Account        | Description  |               |
| 900000            | Salaries   | -             |
| 910000            | Staff Benefits   | -             |
| 920001            | General Expense  | 15,000        |
| 924000            | Printing   | -             |
| 925000            | Telecommunications                                     | -             |
| 926000            | Postage  | -             |
| 928000            | Insurance  | -             |
| 929000            | Travel in State  | -             |
| 931000            | Travel Out of State                                    | -             |
| 933000            | Training   | -             |
| 934000            | Security   | -             |
| 935000            | Facilities Operations                                  | 55,000        |
| 936000            | Utilities  | -             |
| 938000            | Contracted Services                                    | -             |
| 940000            | Consulting and Professional Services - County Provided | -             |
| 943000            | Information Technology (IT)                            | -             |
| 945000            | Major Equipment  | -             |
| 950000            | Other Items of Expense                                 | -             |
| 972000            | Other  | -             |
| 973000            | Debt Service   | -             |
| 983000            | Court Construction                                     | -             |
| 990000            | Distributed Administration & Allocation                | -             |
| <b>Total</b>      |  | <b>70,000</b> |

[illegible]

Original Request:

Amended request

[illegible]



## APPLICATION FOR TCTF FUNDS HELD ON BEHALF OF THE COURT

Please check the type of request:

☒ **NEW REQUEST** *(Complete Section I, III, and IV only.)*☐ **AMENDED REQUEST** *(Complete Sections I through IV.)***SECTION I: GENERAL INFORMATION****SUPERIOR COURT:**

Placer

**PERSON AUTHORIZING REQUEST** *(Presiding Judge or Court Executive Officer):*

Jake Chatters

**CONTACT PERSON AND CONTACT INFO:**

Julie Kelly jkelly@placer.courts.ca.gov

**DATE OF SUBMISSION:**

9/12/2022

**TIME PERIOD COVERED BY THE REQUEST, INCLUDING CONTRIBUTION AND EXPENDITURE:**  
FY22/23 – FY24/25**REQUESTED AMOUNT:**

\$495,000

**REASON FOR REQUEST** *(Please briefly summarize the purpose for this request, including a brief description of the project/proposal. Use attachments if additional space is needed.):*

The functionality of the Gibson Courtrooms' Audio Video System has evolved away from the system's initial design. The main purpose centered on occasional video conferencing with the California Department of Corrections and Rehabilitation (CDCR) and did not take into account the evolution of remote appearances within courtrooms. Remote appearances have since become a daily occurrence of the courtroom experience, and while the current system supports remote appearances, it does have limitations.

This system was designed and installed between 2006 and 2008. Several of its components are over 15 years old, are end-of-life due to the discontinuation of parts, and support from manufacturers. The Court has continually maintained and updated this system by replacing key components as needed, but this approach is unfit for long-term technology advancements in a Digital Courtroom.

The current core system lacks camera and video conferencing that support common connection methods; our cameras do not have the suggested resolution for remote proceedings. In conjunction with insufficient camera and video resolution, Teams is not native to the system and relies on third party applications for connectivity.

The court intends to upgrade current system to meet the JCC's recommended minimum Digital Courtroom specifications, replacing any components that are end of life or older than 5 years.

The court estimates a total project cost of \$1.2 to \$1.5 million.

**SECTION II: AMENDED REQUEST CHANGES****A. Identify sections and answers amended.****B. Provide a summary of the changes to the request.****SECTION III: TRIAL COURT OPERATIONS AND ACCESS TO JUSTICE**

**A. Explain why the request does not fit within the court's annual operational budget process and the three-year encumbrance term.**

The funding objectives of this project far exceed the constraints of the courts operational budget. It is necessary for the court to use funds in excess of their fund balance cap to meet the funding objectives of this project.

**APPLICATION FOR TCTF FUNDS HELD ON BEHALF OF THE COURT (Continued)**

**SECTION III (continued): TRIAL COURT OPERATIONS AND ACCESS TO JUSTICE**

**B. How will the request enhance the efficiency and/or effectiveness of court operations, and/or increase the availability of court services and programs?**

The court's current integrated audio/visual system does not have individual cameras for counsel table. This makes view for remote participants smaller than desired. In addition, the court's current system is a hub and spoke system that inserts a single point of failure for its audio/visual systems. While this was a cost efficiency when the building was constructed, it presents significant concerns in the expended remote appearance environment. This upgrade will reduce the likelihood of courthouse wide outages of audio/visual and, by extension, remote appearances.

**C. If a cost efficiency, please provide cost comparison (table template provided).**

N/A. The court did, however, consider other alternative installation options. This included the wholesale replacement of the entire system rather than replacing only end of life components. Such effort would cost upwards of \$3 million.

**D. Describe the consequences to the court's operations if the court request is not approved.**

Potential for long term outages of remote appearance systems, assistive listening devices, and courtroom audio systems.

**E. Describe the consequences to the public and access to justice if the court request is not approved.**

See B and D.

**F. What alternatives has the court identified if the request is not approved, and why is holding funding in the TCTF the preferred alternative?**

Holding funds in the TCTF is the preferred option at this time in order to utilize unspent fund balance from the 2021/2022 fiscal year and allow the projects to move forward.

**SECTION IV: FINANCIAL INFORMATION**

Please provide the following (*table template provided for each*):

- A. Three-year history of year-end fund balances, revenues, and expenditures
- B. Current detailed budget projections for the fiscal years the trial court would either be contributing to or receiving distributions from the TCTF fund balance held on the court's behalf
- C. Identification of all costs, by category and amount, needed to fully implement the project
- D. A specific funding and expenditure schedule identifying the amounts to be contributed and expended, by fiscal year

If a cost efficiency, please provide cost comparison

| Status Quo            |  | Select Fiscal Year ▼ | Select Fiscal Year ▼ | Select Fiscal Year ▼ | Select Fiscal Year ▼ |
|-----------------------|--|----------------------|----------------------|----------------------|----------------------|
| GL Account            | Description  | Amount               | Amount               | Amount               | Amount               |
| N/A                   | Dedicated Revenue Stream (if applicable)               |                      |                      |                      |                      |
|                       |  |                      |                      |                      |                      |
| 900000                | Salaries   |                      |                      |                      |                      |
| 910000                | Staff Benefits   |                      |                      |                      |                      |
| 920001                | General Expense  |                      |                      |                      |                      |
| 924000                | Printing   |                      |                      |                      |                      |
| 925000                | Telecommunications                                     |                      |                      |                      |                      |
| 926000                | Postage  |                      |                      |                      |                      |
| 928000                | Insurance  |                      |                      |                      |                      |
| 929000                | Travel in State  |                      |                      |                      |                      |
| 931000                | Travel Out of State                                    |                      |                      |                      |                      |
| 933000                | Training   |                      |                      |                      |                      |
| 934000                | Security   |                      |                      |                      |                      |
| 935000                | Facilities Operations                                  |                      |                      |                      |                      |
| 936000                | Utilities  |                      |                      |                      |                      |
| 938000                | Contracted Services                                    |                      |                      |                      |                      |
| 940000                | Consulting and Professional Services - County Provided |                      |                      |                      |                      |
| 943000                | Information Technology (IT)                            |                      |                      |                      |                      |
| 945000                | Major Equipment  |                      |                      |                      |                      |
| 950000                | Other Items of Expense                                 |                      |                      |                      |                      |
| 972000                | Other  |                      |                      |                      |                      |
| 973000                | Debt Service   |                      |                      |                      |                      |
| 983000                | Court Construction                                     |                      |                      |                      |                      |
| 990000                | Distributed Administration & Allocation                |                      |                      |                      |                      |
| Net Revenue (Expense) |  | -                    | -                    | -                    | -                    |

| Proposed Project      |  |        |        |        |        |
|-----------------------|--|--------|--------|--------|--------|
| GL Account            | Description  | Amount | Amount | Amount | Amount |
| N/A                   | Dedicated Revenue Stream (if applicable)               |        |        |        |        |
|                       |  |        |        |        |        |
| 900000                | Salaries   |        |        |        |        |
| 910000                | Staff Benefits   |        |        |        |        |
| 920001                | General Expense  |        |        |        |        |
| 924000                | Printing   |        |        |        |        |
| 925000                | Telecommunications                                     |        |        |        |        |
| 926000                | Postage  |        |        |        |        |
| 928000                | Insurance  |        |        |        |        |
| 929000                | Travel in State  |        |        |        |        |
| 931000                | Travel Out of State                                    |        |        |        |        |
| 933000                | Training   |        |        |        |        |
| 934000                | Security   |        |        |        |        |
| 935000                | Facilities Operations                                  |        |        |        |        |
| 936000                | Utilities  |        |        |        |        |
| 938000                | Contracted Services                                    |        |        |        |        |
| 940000                | Consulting and Professional Services - County Provided |        |        |        |        |
| 943000                | Information Technology (IT)                            |        |        |        |        |
| 945000                | Major Equipment  |        |        |        |        |
| 950000                | Other Items of Expense                                 |        |        |        |        |
| 972000                | Other  |        |        |        |        |
| 973000                | Debt Service   |        |        |        |        |
| 983000                | Court Construction                                     |        |        |        |        |
| 990000                | Distributed Administration & Allocation                |        |        |        |        |
| Net Revenue (Expense) |  | -      | -      | -      | -      |

|                         |   |   |  |   |
|-------------------------|---|---|--|---|
| Cumulative Cost Savings | - | - |  | - |
|-------------------------|---|---|--|---|

If a cost efficiency, please provide cost comparison

| Status Quo                   |  | Select Fiscal Year ▼ | Select Fiscal Year ▼ | Select Fiscal Year ▼ |
|------------------------------|--|----------------------|----------------------|----------------------|
| GL Account                   | Description  | Amount               | Amount               | Amount               |
| N/A                          | Dedicated Revenue Stream (if applicable)               |                      |                      |                      |
|                              |  |                      |                      |                      |
| 900000                       | Salaries   |                      |                      |                      |
| 910000                       | Staff Benefits   |                      |                      |                      |
| 920001                       | General Expense  |                      |                      |                      |
| 924000                       | Printing   |                      |                      |                      |
| 925000                       | Telecommunications                                     |                      |                      |                      |
| 926000                       | Postage  |                      |                      |                      |
| 928000                       | Insurance  |                      |                      |                      |
| 929000                       | Travel in State  |                      |                      |                      |
| 931000                       | Travel Out of State                                    |                      |                      |                      |
| 933000                       | Training   |                      |                      |                      |
| 934000                       | Security   |                      |                      |                      |
| 935000                       | Facilities Operations                                  |                      |                      |                      |
| 936000                       | Utilities  |                      |                      |                      |
| 938000                       | Contracted Services                                    |                      |                      |                      |
|                              | Consulting and Professional Services - County Provided |                      |                      |                      |
| 940000                       |  |                      |                      |                      |
| 943000                       | Information Technology (IT)                            |                      |                      |                      |
| 945000                       | Major Equipment  |                      |                      |                      |
| 950000                       | Other Items of Expense                                 |                      |                      |                      |
| 972000                       | Other  |                      |                      |                      |
| 973000                       | Debt Service   |                      |                      |                      |
| 983000                       | Court Construction                                     |                      |                      |                      |
| 990000                       | Distributed Administration & Allocation                |                      |                      |                      |
| <b>Net Revenue (Expense)</b> |  | -                    | -                    | -                    |

| Proposed Project             |  |        |        |        |
|------------------------------|--|--------|--------|--------|
| GL Account                   | Description  | Amount | Amount | Amount |
| N/A                          | Dedicated Revenue Stream (if applicable)               |        |        |        |
|                              |  |        |        |        |
| 900000                       | Salaries   |        |        |        |
| 910000                       | Staff Benefits   |        |        |        |
| 920001                       | General Expense  |        |        |        |
| 924000                       | Printing   |        |        |        |
| 925000                       | Telecommunications                                     |        |        |        |
| 926000                       | Postage  |        |        |        |
| 928000                       | Insurance  |        |        |        |
| 929000                       | Travel in State  |        |        |        |
| 931000                       | Travel Out of State                                    |        |        |        |
| 933000                       | Training   |        |        |        |
| 934000                       | Security   |        |        |        |
| 935000                       | Facilities Operations                                  |        |        |        |
| 936000                       | Utilities  |        |        |        |
| 938000                       | Contracted Services                                    |        |        |        |
|                              | Consulting and Professional Services - County Provided |        |        |        |
| 940000                       |  |        |        |        |
| 943000                       | Information Technology (IT)                            |        |        |        |
| 945000                       | Major Equipment  |        |        |        |
| 950000                       | Other Items of Expense                                 |        |        |        |
| 972000                       | Other  |        |        |        |
| 973000                       | Debt Service   |        |        |        |
| 983000                       | Court Construction                                     |        |        |        |
| 990000                       | Distributed Administration & Allocation                |        |        |        |
| <b>Net Revenue (Expense)</b> |  | -      | -      | -      |

|                                |   |  |  |
|--------------------------------|---|--|--|
| <b>Cumulative Cost Savings</b> | - |  |  |
|--------------------------------|---|--|--|

## Prior three-year history of year-end fund balances, revenues, and expenditures

| FY 2019-20 ▼                 | FUNDS          |                              |                          |                  |              |                |           |                   |
|------------------------------|----------------|------------------------------|--------------------------|------------------|--------------|----------------|-----------|-------------------|
| Description                  | General        | Special Revenue<br>Non-Grant | Special Revenue<br>Grant | Capital Projects | Debt Service | Proprietary    | Fiduciary | TOTAL             |
| <b>Beginning Balance</b>     | <b>316,343</b> | <b>484,877</b>               | -                        | -                | -            | <b>311,332</b> |           | <b>1,112,552</b>  |
| Revenues                     | 21,951,842     | 161,034                      | 589,993                  | -                | -            | 826,269        | -         | <b>23,529,138</b> |
| Expenditures                 | 22,172,094     | 109,508                      | 589,197                  | -                | -            | 569,577        | -         | <b>23,440,376</b> |
| Operating Transfers In (Out) | 382,028        | 16,212                       | (796)                    | -                | -            | (397,444)      |           | -                 |
| <b>Ending Fund Balance</b>   | <b>478,119</b> | <b>552,615</b>               | -                        | -                | -            | <b>170,580</b> | -         | <b>1,201,314</b>  |

| FY 2020-21 ▼                 | FUNDS            |                              |                          |                  |              |                |           |                   |
|------------------------------|------------------|------------------------------|--------------------------|------------------|--------------|----------------|-----------|-------------------|
| Description                  | General          | Special Revenue<br>Non-Grant | Special Revenue<br>Grant | Capital Projects | Debt Service | Proprietary    | Fiduciary | TOTAL             |
| <b>Beginning Balance</b>     | <b>478,118</b>   | <b>552,615</b>               | -                        | -                | -            | <b>170,581</b> |           | <b>1,201,314</b>  |
| Revenues                     | 21,492,515       | 137,415                      | 426,467                  | -                | -            | 826,640        | -         | <b>22,883,037</b> |
| Expenditures                 | 20,741,068       | 72,485                       | 435,044                  | -                | -            | 647,243        |           | <b>21,895,840</b> |
| Operating Transfers In (Out) | (6,481)          | (2,096)                      | 8,577                    | -                | -            | -              | -         | -                 |
| <b>Ending Fund Balance</b>   | <b>1,223,084</b> | <b>615,449</b>               | -                        | -                | -            | <b>349,978</b> | -         | <b>2,188,511</b>  |

| FY 2021-22 ▼                 | FUNDS            |                              |                          |                  |              |                |           |                   |
|------------------------------|------------------|------------------------------|--------------------------|------------------|--------------|----------------|-----------|-------------------|
| Description                  | General          | Special Revenue<br>Non-Grant | Special Revenue<br>Grant | Capital Projects | Debt Service | Proprietary    | Fiduciary | TOTAL             |
| <b>Beginning Balance</b>     | <b>1,223,084</b> | <b>615,448</b>               | -                        | -                | -            | <b>349,978</b> | -         | <b>2,188,510</b>  |
| Revenues                     | 24,129,198       | 512,507                      | 330,734                  | -                | -            | 939,113        | -         | <b>25,911,552</b> |
| Expenditures                 | 23,485,999       | 450,396                      | 334,500                  | -                | -            | 763,118        | -         | <b>25,034,013</b> |
| Operating Transfers In (Out) | (8,245)          | 4,479                        | 3,766                    | -                | -            | -              | -         | -                 |
| <b>Ending Fund Balance</b>   | <b>1,858,038</b> | <b>682,038</b>               | -                        | -                | -            | <b>525,973</b> | -         | <b>3,066,049</b>  |

Current detailed budget projections for the fiscal years the trial court would either be contributing to or receiving distributions from the TCTF fund balance held on the cc

|  | FY 2022-23  |                           | FUNDS                 |                  |              |             |           |             |
|--|-------------|---------------------------|-----------------------|------------------|--------------|-------------|-----------|-------------|
| Description  | General     | Special Revenue Non-Grant | Special Revenue Grant | Capital Projects | Debt Service | Proprietary | Fiduciary | TOTAL       |
| REVENUES   |             |                           |                       |                  |              |             |           |             |
| State Financing Sources                                | 26,651,810  | 659,478                   |                       |                  |              |             |           | 27,311,288  |
| Grants   |             |                           | 1,674,550             |                  |              |             |           | 1,674,550   |
| Other Financing Sources                                | 269,936     | 1,371,973                 |                       |                  |              |             |           | 1,641,909   |
| TOTAL REVENUES   | 26,921,746  | 2,031,451                 | 1,674,550             | -                | -            | -           | -         | 30,627,747  |
| EXPENDITURES   |             |                           |                       |                  |              |             |           |             |
| Salaries   | 10,960,225  | 1,320,443                 | 1,088,458             |                  |              |             |           | 13,369,126  |
| Staff Benefits   | 10,072,481  | 711,008                   | 586,092               |                  |              |             |           | 11,369,581  |
| General Expense  | 624,739     |                           |                       |                  |              |             |           | 624,739     |
| Printing   | 13,000      |                           |                       |                  |              |             |           | 13,000      |
| Telecommunications                                     | 420,500     |                           |                       |                  |              |             |           | 420,500     |
| Postage  | 87,000      |                           |                       |                  |              |             |           | 87,000      |
| Insurance  | 24,000      |                           |                       |                  |              |             |           | 24,000      |
| Travel in State  | 43,000      |                           |                       |                  |              |             |           | 43,000      |
| Travel Out of State                                    | -           |                           |                       |                  |              |             |           | -           |
| Training   | 79,830      |                           |                       |                  |              |             |           | 79,830      |
| Security   | 12,350      |                           |                       |                  |              |             |           | 12,350      |
| Facilities Operations                                  | 313,524     |                           |                       |                  |              |             |           | 313,524     |
| Utilities  | 1,000       |                           |                       |                  |              |             |           | 1,000       |
| Contracted Services                                    | 1,799,506   |                           |                       |                  |              |             |           | 1,799,506   |
| Consulting and Professional Services - County Provided | 638,000     |                           |                       |                  |              |             |           | 638,000     |
| Information Technology (IT)                            | 1,547,059   |                           |                       |                  |              |             |           | 1,547,059   |
| Major Equipment  | 1,213,151   |                           |                       |                  |              |             |           | 1,213,151   |
| Other Items of Expense                                 | 26,150      |                           |                       |                  |              |             |           | 26,150      |
| Juror Costs  | 60,500      |                           |                       |                  |              |             |           | 60,500      |
| Other  | 1,500       |                           |                       |                  |              |             |           | 1,500       |
| Debt Service   |             |                           |                       |                  |              |             |           | -           |
| Court Construction                                     |             |                           |                       |                  |              |             |           | -           |
| Distributed Administration & Allocation                |             |                           |                       |                  |              |             |           | -           |
| Prior Year Expense Adjustment                          | 1,162       |                           |                       |                  |              |             |           | 1,162       |
| TOTAL EXPENDITURES                                     | 27,938,677  | 2,031,451                 | 1,674,550             | -                | -            | -           | -         | 31,644,678  |
| Operating Transfers In (Out)                           |             |                           |                       |                  |              |             |           | -           |
| Fund Balance (Deficit)                                 |             |                           |                       |                  |              |             |           |             |
| Beginning Balance (Deficit)                            |             |                           |                       |                  |              |             |           | -           |
| Ending Balance (Deficit)                               | (1,016,931) | -                         | -                     | -                | -            | -           | -         | (1,016,931) |

## Current detailed budget projection on court's behalf

|   | Select Fiscal Year | FUNDS                        |                          |                  |              |             |           |             |
|---|--------------------|------------------------------|--------------------------|------------------|--------------|-------------|-----------|-------------|
| Description   | General            | Special Revenue<br>Non-Grant | Special Revenue<br>Grant | Capital Projects | Debt Service | Proprietary | Fiduciary | TOTAL       |
| <b>REVENUES</b>   |                    |                              |                          |                  |              |             |           |             |
| State Financing Sources                                   |                    |                              |                          |                  |              |             |           | -           |
| Grants  |                    |                              |                          |                  |              |             |           | -           |
| Other Financing Sources                                   |                    |                              |                          |                  |              |             |           | -           |
| <b>TOTAL REVENUES</b>                                     | -                  | -                            | -                        | -                | -            | -           | -         | -           |
| <b>EXPENDITURES</b>                                       |                    |                              |                          |                  |              |             |           |             |
| Salaries  |                    |                              |                          |                  |              |             |           | -           |
| Staff Benefits  |                    |                              |                          |                  |              |             |           | -           |
| General Expense   |                    |                              |                          |                  |              |             |           | -           |
| Printing  |                    |                              |                          |                  |              |             |           | -           |
| Telecommunications  |                    |                              |                          |                  |              |             |           | -           |
| Postage   |                    |                              |                          |                  |              |             |           | -           |
| Insurance   |                    |                              |                          |                  |              |             |           | -           |
| Travel in State   |                    |                              |                          |                  |              |             |           | -           |
| Travel Out of State                                       |                    |                              |                          |                  |              |             |           | -           |
| Training  |                    |                              |                          |                  |              |             |           | -           |
| Security  |                    |                              |                          |                  |              |             |           | -           |
| Facilities Operations                                     |                    |                              |                          |                  |              |             |           | -           |
| Utilities   |                    |                              |                          |                  |              |             |           | -           |
| Contracted Services                                       |                    |                              |                          |                  |              |             |           | -           |
| Consulting and Professional Services<br>- County Provided |                    |                              |                          |                  |              |             |           | -           |
| Information Technology (IT)                               |                    |                              |                          |                  |              |             |           | -           |
| Major Equipment   |                    |                              |                          |                  |              |             |           | -           |
| Other Items of Expense                                    |                    |                              |                          |                  |              |             |           | -           |
| Juror Costs   |                    |                              |                          |                  |              |             |           | -           |
| Other   |                    |                              |                          |                  |              |             |           | -           |
| Debt Service  |                    |                              |                          |                  |              |             |           | -           |
| Court Construction  |                    |                              |                          |                  |              |             |           | -           |
| Distributed Administration &<br>Allocation                |                    |                              |                          |                  |              |             |           | -           |
| Prior Year Expense Adjustment                             |                    |                              |                          |                  |              |             |           | -           |
| <b>TOTAL EXPENDITURES</b>                                 | -                  | -                            | -                        | -                | -            | -           | -         | -           |
| Operating Transfers In (Out)                              |                    |                              |                          |                  |              |             |           | -           |
| <b>Fund Balance (Deficit)</b>                             |                    |                              |                          |                  |              |             |           |             |
| <b>Beginning Balance (Deficit)</b>                        | (1,016,931)        | -                            | -                        | -                | -            | -           | -         | (1,016,931) |
| <b>Ending Balance (Deficit)</b>                           | (1,016,931)        | -                            | -                        | -                | -            | -           | -         | (1,016,931) |



## Current detailed budget projection:

|   | Select Fiscal Year ▼ | FUNDS                        |                          |                  |              |             |           |             |
|---|----------------------|------------------------------|--------------------------|------------------|--------------|-------------|-----------|-------------|
| Description   | General              | Special Revenue<br>Non-Grant | Special Revenue<br>Grant | Capital Projects | Debt Service | Proprietary | Fiduciary | TOTAL       |
| <b>REVENUES</b>   |                      |                              |                          |                  |              |             |           |             |
| State Financing Sources                                   |                      |                              |                          |                  |              |             |           | -           |
| Grants  |                      |                              |                          |                  |              |             |           | -           |
| Other Financing Sources                                   |                      |                              |                          |                  |              |             |           | -           |
| <b>TOTAL REVENUES</b>                                     | -                    | -                            | -                        | -                | -            | -           | -         | -           |
| <b>EXPENDITURES</b>                                       |                      |                              |                          |                  |              |             |           |             |
| Salaries  |                      |                              |                          |                  |              |             |           | -           |
| Staff Benefits  |                      |                              |                          |                  |              |             |           | -           |
| General Expense   |                      |                              |                          |                  |              |             |           | -           |
| Printing  |                      |                              |                          |                  |              |             |           | -           |
| Telecommunications  |                      |                              |                          |                  |              |             |           | -           |
| Postage   |                      |                              |                          |                  |              |             |           | -           |
| Insurance   |                      |                              |                          |                  |              |             |           | -           |
| Travel in State   |                      |                              |                          |                  |              |             |           | -           |
| Travel Out of State                                       |                      |                              |                          |                  |              |             |           | -           |
| Training  |                      |                              |                          |                  |              |             |           | -           |
| Security  |                      |                              |                          |                  |              |             |           | -           |
| Facilities Operations                                     |                      |                              |                          |                  |              |             |           | -           |
| Utilities   |                      |                              |                          |                  |              |             |           | -           |
| Contracted Services                                       |                      |                              |                          |                  |              |             |           | -           |
| Consulting and Professional Services<br>- County Provided |                      |                              |                          |                  |              |             |           | -           |
| Information Technology (IT)                               |                      |                              |                          |                  |              |             |           | -           |
| Major Equipment   |                      |                              |                          |                  |              |             |           | -           |
| Other Items of Expense                                    |                      |                              |                          |                  |              |             |           | -           |
| Juror Costs   |                      |                              |                          |                  |              |             |           | -           |
| Other   |                      |                              |                          |                  |              |             |           | -           |
| Debt Service  |                      |                              |                          |                  |              |             |           | -           |
| Court Construction  |                      |                              |                          |                  |              |             |           | -           |
| Distributed Administration &<br>Allocation                |                      |                              |                          |                  |              |             |           | -           |
| Prior Year Expense Adjustment                             |                      |                              |                          |                  |              |             |           | -           |
| <b>TOTAL EXPENDITURES</b>                                 | -                    | -                            | -                        | -                | -            | -           | -         | -           |
| Operating Transfers In (Out)                              |                      |                              |                          |                  |              |             |           | -           |
| <b>Fund Balance (Deficit)</b>                             |                      |                              |                          |                  |              |             |           |             |
| <b>Beginning Balance (Deficit)</b>                        | (1,016,931)          | -                            | -                        | -                | -            | -           | -         | (1,016,931) |
| <b>Ending Balance (Deficit)</b>                           | (1,016,931)          | -                            | -                        | -                | -            | -           | -         | (1,016,931) |

## Current detailed budget projection:

|   | Select Fiscal Year ▼ | FUNDS                        |                          |                  |              |             |           |             |
|---|----------------------|------------------------------|--------------------------|------------------|--------------|-------------|-----------|-------------|
| Description   | General              | Special Revenue<br>Non-Grant | Special Revenue<br>Grant | Capital Projects | Debt Service | Proprietary | Fiduciary | TOTAL       |
| <b>REVENUES</b>   |                      |                              |                          |                  |              |             |           |             |
| State Financing Sources                                   |                      |                              |                          |                  |              |             |           | -           |
| Grants  |                      |                              |                          |                  |              |             |           | -           |
| Other Financing Sources                                   |                      |                              |                          |                  |              |             |           | -           |
| <b>TOTAL REVENUES</b>                                     | -                    | -                            | -                        | -                | -            | -           | -         | -           |
| <b>EXPENDITURES</b>                                       |                      |                              |                          |                  |              |             |           |             |
| Salaries  |                      |                              |                          |                  |              |             |           | -           |
| Staff Benefits  |                      |                              |                          |                  |              |             |           | -           |
| General Expense   |                      |                              |                          |                  |              |             |           | -           |
| Printing  |                      |                              |                          |                  |              |             |           | -           |
| Telecommunications  |                      |                              |                          |                  |              |             |           | -           |
| Postage   |                      |                              |                          |                  |              |             |           | -           |
| Insurance   |                      |                              |                          |                  |              |             |           | -           |
| Travel in State   |                      |                              |                          |                  |              |             |           | -           |
| Travel Out of State                                       |                      |                              |                          |                  |              |             |           | -           |
| Training  |                      |                              |                          |                  |              |             |           | -           |
| Security  |                      |                              |                          |                  |              |             |           | -           |
| Facilities Operations                                     |                      |                              |                          |                  |              |             |           | -           |
| Utilities   |                      |                              |                          |                  |              |             |           | -           |
| Contracted Services                                       |                      |                              |                          |                  |              |             |           | -           |
| Consulting and Professional Services<br>- County Provided |                      |                              |                          |                  |              |             |           | -           |
| Information Technology (IT)                               |                      |                              |                          |                  |              |             |           | -           |
| Major Equipment   |                      |                              |                          |                  |              |             |           | -           |
| Other Items of Expense                                    |                      |                              |                          |                  |              |             |           | -           |
| Juror Costs   |                      |                              |                          |                  |              |             |           | -           |
| Other   |                      |                              |                          |                  |              |             |           | -           |
| Debt Service  |                      |                              |                          |                  |              |             |           | -           |
| Court Construction  |                      |                              |                          |                  |              |             |           | -           |
| Distributed Administration &<br>Allocation                |                      |                              |                          |                  |              |             |           | -           |
| Prior Year Expense Adjustment                             |                      |                              |                          |                  |              |             |           | -           |
| <b>TOTAL EXPENDITURES</b>                                 | -                    | -                            | -                        | -                | -            | -           | -         | -           |
| Operating Transfers In (Out)                              |                      |                              |                          |                  |              |             |           | -           |
| <b>Fund Balance (Deficit)</b>                             |                      |                              |                          |                  |              |             |           |             |
| <b>Beginning Balance (Deficit)</b>                        | (1,016,931)          | -                            | -                        | -                | -            | -           | -         | (1,016,931) |
| <b>Ending Balance (Deficit)</b>                           | (1,016,931)          | -                            | -                        | -                | -            | -           | -         | (1,016,931) |

## Current detailed budget projection:

|   | Select Fiscal Year ▼ | FUNDS                        |                          |                  |              |             |           |             |
|---|----------------------|------------------------------|--------------------------|------------------|--------------|-------------|-----------|-------------|
| Description   | General              | Special Revenue<br>Non-Grant | Special Revenue<br>Grant | Capital Projects | Debt Service | Proprietary | Fiduciary | TOTAL       |
| <b>REVENUES</b>   |                      |                              |                          |                  |              |             |           |             |
| State Financing Sources                                   |                      |                              |                          |                  |              |             |           | -           |
| Grants  |                      |                              |                          |                  |              |             |           | -           |
| Other Financing Sources                                   |                      |                              |                          |                  |              |             |           | -           |
| <b>TOTAL REVENUES</b>                                     | -                    | -                            | -                        | -                | -            | -           | -         | -           |
| <b>EXPENDITURES</b>                                       |                      |                              |                          |                  |              |             |           |             |
| Salaries  |                      |                              |                          |                  |              |             |           | -           |
| Staff Benefits  |                      |                              |                          |                  |              |             |           | -           |
| General Expense   |                      |                              |                          |                  |              |             |           | -           |
| Printing  |                      |                              |                          |                  |              |             |           | -           |
| Telecommunications  |                      |                              |                          |                  |              |             |           | -           |
| Postage   |                      |                              |                          |                  |              |             |           | -           |
| Insurance   |                      |                              |                          |                  |              |             |           | -           |
| Travel in State   |                      |                              |                          |                  |              |             |           | -           |
| Travel Out of State                                       |                      |                              |                          |                  |              |             |           | -           |
| Training  |                      |                              |                          |                  |              |             |           | -           |
| Security  |                      |                              |                          |                  |              |             |           | -           |
| Facilities Operations                                     |                      |                              |                          |                  |              |             |           | -           |
| Utilities   |                      |                              |                          |                  |              |             |           | -           |
| Contracted Services                                       |                      |                              |                          |                  |              |             |           | -           |
| Consulting and Professional Services<br>- County Provided |                      |                              |                          |                  |              |             |           | -           |
| Information Technology (IT)                               |                      |                              |                          |                  |              |             |           | -           |
| Major Equipment   |                      |                              |                          |                  |              |             |           | -           |
| Other Items of Expense                                    |                      |                              |                          |                  |              |             |           | -           |
| Juror Costs   |                      |                              |                          |                  |              |             |           | -           |
| Other   |                      |                              |                          |                  |              |             |           | -           |
| Debt Service  |                      |                              |                          |                  |              |             |           | -           |
| Court Construction  |                      |                              |                          |                  |              |             |           | -           |
| Distributed Administration &<br>Allocation                |                      |                              |                          |                  |              |             |           | -           |
| Prior Year Expense Adjustment                             |                      |                              |                          |                  |              |             |           | -           |
| <b>TOTAL EXPENDITURES</b>                                 | -                    | -                            | -                        | -                | -            | -           | -         | -           |
| Operating Transfers In (Out)                              |                      |                              |                          |                  |              |             |           | -           |
| <b>Fund Balance (Deficit)</b>                             |                      |                              |                          |                  |              |             |           |             |
| <b>Beginning Balance (Deficit)</b>                        | (1,016,931)          | -                            | -                        | -                | -            | -           | -         | (1,016,931) |
| <b>Ending Balance (Deficit)</b>                           | (1,016,931)          | -                            | -                        | -                | -            | -           | -         | (1,016,931) |

## Current detailed budget projection:

|   | Select Fiscal Year ▼ | FUNDS                        |                          |                  |              |             |           |             |
|---|----------------------|------------------------------|--------------------------|------------------|--------------|-------------|-----------|-------------|
| Description   | General              | Special Revenue<br>Non-Grant | Special Revenue<br>Grant | Capital Projects | Debt Service | Proprietary | Fiduciary | TOTAL       |
| <b>REVENUES</b>   |                      |                              |                          |                  |              |             |           |             |
| State Financing Sources                                   |                      |                              |                          |                  |              |             |           | -           |
| Grants  |                      |                              |                          |                  |              |             |           | -           |
| Other Financing Sources                                   |                      |                              |                          |                  |              |             |           | -           |
| <b>TOTAL REVENUES</b>                                     | -                    | -                            | -                        | -                | -            | -           | -         | -           |
| <b>EXPENDITURES</b>                                       |                      |                              |                          |                  |              |             |           |             |
| Salaries  |                      |                              |                          |                  |              |             |           | -           |
| Staff Benefits  |                      |                              |                          |                  |              |             |           | -           |
| General Expense   |                      |                              |                          |                  |              |             |           | -           |
| Printing  |                      |                              |                          |                  |              |             |           | -           |
| Telecommunications  |                      |                              |                          |                  |              |             |           | -           |
| Postage   |                      |                              |                          |                  |              |             |           | -           |
| Insurance   |                      |                              |                          |                  |              |             |           | -           |
| Travel in State   |                      |                              |                          |                  |              |             |           | -           |
| Travel Out of State                                       |                      |                              |                          |                  |              |             |           | -           |
| Training  |                      |                              |                          |                  |              |             |           | -           |
| Security  |                      |                              |                          |                  |              |             |           | -           |
| Facilities Operations                                     |                      |                              |                          |                  |              |             |           | -           |
| Utilities   |                      |                              |                          |                  |              |             |           | -           |
| Contracted Services                                       |                      |                              |                          |                  |              |             |           | -           |
| Consulting and Professional Services<br>- County Provided |                      |                              |                          |                  |              |             |           | -           |
| Information Technology (IT)                               |                      |                              |                          |                  |              |             |           | -           |
| Major Equipment   |                      |                              |                          |                  |              |             |           | -           |
| Other Items of Expense                                    |                      |                              |                          |                  |              |             |           | -           |
| Juror Costs   |                      |                              |                          |                  |              |             |           | -           |
| Other   |                      |                              |                          |                  |              |             |           | -           |
| Debt Service  |                      |                              |                          |                  |              |             |           | -           |
| Court Construction  |                      |                              |                          |                  |              |             |           | -           |
| Distributed Administration &<br>Allocation                |                      |                              |                          |                  |              |             |           | -           |
| Prior Year Expense Adjustment                             |                      |                              |                          |                  |              |             |           | -           |
| <b>TOTAL EXPENDITURES</b>                                 | -                    | -                            | -                        | -                | -            | -           | -         | -           |
| Operating Transfers In (Out)                              |                      |                              |                          |                  |              |             |           | -           |
| <b>Fund Balance (Deficit)</b>                             |                      |                              |                          |                  |              |             |           |             |
| <b>Beginning Balance (Deficit)</b>                        | (1,016,931)          | -                            | -                        | -                | -            | -           | -         | (1,016,931) |
| <b>Ending Balance (Deficit)</b>                           | (1,016,931)          | -                            | -                        | -                | -            | -           | -         | (1,016,931) |

## Current detailed budget projection:

|   | Select Fiscal Year ▼ | FUNDS                        |                          |                  |              |             |           |             |
|---|----------------------|------------------------------|--------------------------|------------------|--------------|-------------|-----------|-------------|
| Description   | General              | Special Revenue<br>Non-Grant | Special Revenue<br>Grant | Capital Projects | Debt Service | Proprietary | Fiduciary | TOTAL       |
| <b>REVENUES</b>   |                      |                              |                          |                  |              |             |           |             |
| State Financing Sources                                   |                      |                              |                          |                  |              |             |           | -           |
| Grants  |                      |                              |                          |                  |              |             |           | -           |
| Other Financing Sources                                   |                      |                              |                          |                  |              |             |           | -           |
| <b>TOTAL REVENUES</b>                                     | -                    | -                            | -                        | -                | -            | -           | -         | -           |
| <b>EXPENDITURES</b>                                       |                      |                              |                          |                  |              |             |           |             |
| Salaries  |                      |                              |                          |                  |              |             |           | -           |
| Staff Benefits  |                      |                              |                          |                  |              |             |           | -           |
| General Expense   |                      |                              |                          |                  |              |             |           | -           |
| Printing  |                      |                              |                          |                  |              |             |           | -           |
| Telecommunications  |                      |                              |                          |                  |              |             |           | -           |
| Postage   |                      |                              |                          |                  |              |             |           | -           |
| Insurance   |                      |                              |                          |                  |              |             |           | -           |
| Travel in State   |                      |                              |                          |                  |              |             |           | -           |
| Travel Out of State                                       |                      |                              |                          |                  |              |             |           | -           |
| Training  |                      |                              |                          |                  |              |             |           | -           |
| Security  |                      |                              |                          |                  |              |             |           | -           |
| Facilities Operations                                     |                      |                              |                          |                  |              |             |           | -           |
| Utilities   |                      |                              |                          |                  |              |             |           | -           |
| Contracted Services                                       |                      |                              |                          |                  |              |             |           | -           |
| Consulting and Professional Services<br>- County Provided |                      |                              |                          |                  |              |             |           | -           |
| Information Technology (IT)                               |                      |                              |                          |                  |              |             |           | -           |
| Major Equipment   |                      |                              |                          |                  |              |             |           | -           |
| Other Items of Expense                                    |                      |                              |                          |                  |              |             |           | -           |
| Juror Costs   |                      |                              |                          |                  |              |             |           | -           |
| Other   |                      |                              |                          |                  |              |             |           | -           |
| Debt Service  |                      |                              |                          |                  |              |             |           | -           |
| Court Construction  |                      |                              |                          |                  |              |             |           | -           |
| Distributed Administration &<br>Allocation                |                      |                              |                          |                  |              |             |           | -           |
| Prior Year Expense Adjustment                             |                      |                              |                          |                  |              |             |           | -           |
| <b>TOTAL EXPENDITURES</b>                                 | -                    | -                            | -                        | -                | -            | -           | -         | -           |
| Operating Transfers In (Out)                              |                      |                              |                          |                  |              |             |           | -           |
| <b>Fund Balance (Deficit)</b>                             |                      |                              |                          |                  |              |             |           |             |
| <b>Beginning Balance (Deficit)</b>                        | (1,016,931)          | -                            | -                        | -                | -            | -           | -         | (1,016,931) |
| <b>Ending Balance (Deficit)</b>                           | (1,016,931)          | -                            | -                        | -                | -            | -           | -         | (1,016,931) |

## Current detailed budget projection:

|   | Select Fiscal Year ▼ | FUNDS                     |                       |                  |              |             |           |             |
|---|----------------------|---------------------------|-----------------------|------------------|--------------|-------------|-----------|-------------|
| Description   | General              | Special Revenue Non-Grant | Special Revenue Grant | Capital Projects | Debt Service | Proprietary | Fiduciary | TOTAL       |
| <b>REVENUES</b>   |                      |                           |                       |                  |              |             |           |             |
| State Financing Sources                                   |                      |                           |                       |                  |              |             |           | -           |
| Grants  |                      |                           |                       |                  |              |             |           | -           |
| Other Financing Sources                                   |                      |                           |                       |                  |              |             |           | -           |
| <b>TOTAL REVENUES</b>                                     | -                    | -                         | -                     | -                | -            | -           | -         | -           |
| <b>EXPENDITURES</b>                                       |                      |                           |                       |                  |              |             |           |             |
| Salaries  |                      |                           |                       |                  |              |             |           | -           |
| Staff Benefits  |                      |                           |                       |                  |              |             |           | -           |
| General Expense   |                      |                           |                       |                  |              |             |           | -           |
| Printing  |                      |                           |                       |                  |              |             |           | -           |
| Telecommunications  |                      |                           |                       |                  |              |             |           | -           |
| Postage   |                      |                           |                       |                  |              |             |           | -           |
| Insurance   |                      |                           |                       |                  |              |             |           | -           |
| Travel in State   |                      |                           |                       |                  |              |             |           | -           |
| Travel Out of State                                       |                      |                           |                       |                  |              |             |           | -           |
| Training  |                      |                           |                       |                  |              |             |           | -           |
| Security  |                      |                           |                       |                  |              |             |           | -           |
| Facilities Operations                                     |                      |                           |                       |                  |              |             |           | -           |
| Utilities   |                      |                           |                       |                  |              |             |           | -           |
| Contracted Services                                       |                      |                           |                       |                  |              |             |           | -           |
| Consulting and Professional Services<br>- County Provided |                      |                           |                       |                  |              |             |           | -           |
| Information Technology (IT)                               |                      |                           |                       |                  |              |             |           | -           |
| Major Equipment   |                      |                           |                       |                  |              |             |           | -           |
| Other Items of Expense                                    |                      |                           |                       |                  |              |             |           | -           |
| Juror Costs   |                      |                           |                       |                  |              |             |           | -           |
| Other   |                      |                           |                       |                  |              |             |           | -           |
| Debt Service  |                      |                           |                       |                  |              |             |           | -           |
| Court Construction  |                      |                           |                       |                  |              |             |           | -           |
| Distributed Administration &<br>Allocation                |                      |                           |                       |                  |              |             |           | -           |
| Prior Year Expense Adjustment                             |                      |                           |                       |                  |              |             |           | -           |
| <b>TOTAL EXPENDITURES</b>                                 | -                    | -                         | -                     | -                | -            | -           | -         | -           |
| Operating Transfers In (Out)                              |                      |                           |                       |                  |              |             |           | -           |
| <b>Fund Balance (Deficit)</b>                             |                      |                           |                       |                  |              |             |           |             |
| <b>Beginning Balance (Deficit)</b>                        | (1,016,931)          | -                         | -                     | -                | -            | -           | -         | (1,016,931) |
| <b>Ending Balance (Deficit)</b>                           | (1,016,931)          | -                         | -                     | -                | -            | -           | -         | (1,016,931) |

## Identification of all costs, by category and amount, needed to fully implement the project

| Expenses Category |  | Amount           |
|-------------------|--|------------------|
| GL Account        | Description  |                  |
| 900000            | Salaries   |                  |
| 910000            | Staff Benefits   |                  |
| 920001            | General Expense  |                  |
| 924000            | Printing   |                  |
| 925000            | Telecommunications                                     |                  |
| 926000            | Postage  |                  |
| 928000            | Insurance  |                  |
| 929000            | Travel in State  |                  |
| 931000            | Travel Out of State                                    |                  |
| 933000            | Training   |                  |
| 934000            | Security   |                  |
| 935000            | Facilities Operations                                  |                  |
| 936000            | Utilities  |                  |
| 938000            | Contracted Services                                    |                  |
| 940000            | Consulting and Professional Services - County Provided |                  |
| 943000            | Information Technology (IT)                            | 1,000,000        |
| 945000            | Major Equipment  | 500,000          |
| 950000            | Other Items of Expense                                 |                  |
| 972000            | Other  |                  |
| 973000            | Debt Service   |                  |
| 983000            | Court Construction                                     |                  |
| 990000            | Distributed Administration & Allocation                |                  |
| <b>Total</b>      |  | <b>1,500,000</b> |

**A specific funding and expenditure schedule identifying the amounts related to the proposal to be contributed and expended, by fiscal year**

[illegible]



Original Request:

Amended request

[illegible]

## APPLICATION FOR TCTF FUNDS HELD ON BEHALF OF THE COURT

Please check the type of request:

☒ **NEW REQUEST** *(Complete Section I, III, and IV only.)*☐ **AMENDED REQUEST** *(Complete Sections I through IV.)***SECTION I: GENERAL INFORMATION****SUPERIOR COURT:**

Placer

**PERSON AUTHORIZING REQUEST** *(Presiding Judge or Court Executive Officer):*

Jake Chatters

**CONTACT PERSON AND CONTACT INFO:**

Julie Kelly jkelly@placer.courts.ca.gov

**DATE OF SUBMISSION:**

8/11/2022

**TIME PERIOD COVERED BY THE REQUEST, INCLUDING CONTRIBUTION AND EXPENDITURE:****REQUESTED AMOUNT:**

\$80,000

**REASON FOR REQUEST** *(Please briefly summarize the purpose for this request, including a brief description of the project/proposal. Use attachments if additional space is needed.):*

Several administrative and operational divisions/departments will be relocated and redesigned to allow more desk/cubicle spaces. A training room will be repurposed into a triple-divided storage room, and a current storage area will be redesigned with staff cubicle areas to make room for expanding court reporters and interpreters. A conference room will be repurposed to accommodate a case settlement meeting area for attorneys and litigants. And the current IT Department will be converted to a computer-based training room to support onboarding and ongoing training.

**SECTION II: AMENDED REQUEST CHANGES****A. Identify sections and answers amended.****B. Provide a summary of the changes to the request.****SECTION III: TRIAL COURT OPERATIONS AND ACCESS TO JUSTICE****A. Explain why the request does not fit within the court's annual operational budget process and the three-year encumbrance term.**

The Court must make infrastructure modifications to support an increase in staffing. The court initiated procurement activities in FY 2021/2022, including conducting a competitive procurement to build, furnish and install cubicles and divided storage areas. Due to clarifying questions necessary during the procurement, the effort did not conclude by June 30, 2022. The court is requesting to have the funds that were intended to be encumbered in this effort be held in the TCTF on its behalf.

**APPLICATION FOR TCTF FUNDS HELD ON BEHALF OF THE COURT (Continued)**

**SECTION III (continued): TRIAL COURT OPERATIONS AND ACCESS TO JUSTICE**

**B. How will the request enhance the efficiency and/or effectiveness of court operations, and/or increase the availability of court services and programs?**

The recent equity, judgeship and court reporter funding increases will allow the court to expand staffing levels to support increased availability of family law and civil trials, address workload changes, and an expansion of the clerk's office hours. An increase in operational staff will also bring an increased need for administrative and information technology support staff.

To accommodate these additional staff, the court needs to repurpose existing areas and relocate smaller divisions to make greatest use of available space at the Gibson Courthouse.

**C. If a cost efficiency, please provide cost comparison (table template provided).  
N/A**

**D. Describe the consequences to the court's operations if the court request is not approved.**

Divisional work areas in the court are already stretched past capacity which has caused staff of like units to be separated from one another. This causes delayed workflow, disruptive communications and confusion for internal stakeholders.

The court also desires to provide additional space for the expanded number of court reporter positions and an areas that allows interpreters to perform remote interpretations (when required) from a quiet environment.

Failure to proceed with this effort will perpetuate the existing inefficiencies in staff functions.

**E. Describe the consequences to the public and access to justice if the court request is not approved.**

Delays in workflow, disruptive communications and confusion for internal stakeholders could cause interruptions to courtroom operations and front counter processing. Court interpreters are required to be located in a compliant, segregated area when performing remote interpretations. Without these infrastructure modifications, court interpreters and court reporters would have to relocate on a daily basis.

**F. What alternatives has the court identified if the request is not approved, and why is holding funding in the TCTF the preferred alternative?**

Holding funds in the TCTF is the preferred option at this time in order to utilize funds planned for this purpose from 2021/2022.

**SECTION IV: FINANCIAL INFORMATION**

Please provide the following (*table template provided for each*):

- A. Three-year history of year-end fund balances, revenues, and expenditures
- B. Current detailed budget projections for the fiscal years the trial court would either be contributing to or receiving distributions from the TCTF fund balance held on the court's behalf
- C. Identification of all costs, by category and amount, needed to fully implement the project
- D. A specific funding and expenditure schedule identifying the amounts to be contributed and expended, by fiscal year

If a cost efficiency, please provide cost comparison

| Status Quo            |  | Select Fiscal Year ▼ | Select Fiscal Year ▼ | Select Fiscal Year ▼ | Select Fiscal Year ▼ |
|-----------------------|--|----------------------|----------------------|----------------------|----------------------|
| GL Account            | Description  | Amount               | Amount               | Amount               | Amount               |
| N/A                   | Dedicated Revenue Stream (if applicable)               |                      |                      |                      |                      |
|                       |  |                      |                      |                      |                      |
| 900000                | Salaries   |                      |                      |                      |                      |
| 910000                | Staff Benefits   |                      |                      |                      |                      |
| 920001                | General Expense  |                      |                      |                      |                      |
| 924000                | Printing   |                      |                      |                      |                      |
| 925000                | Telecommunications                                     |                      |                      |                      |                      |
| 926000                | Postage  |                      |                      |                      |                      |
| 928000                | Insurance  |                      |                      |                      |                      |
| 929000                | Travel in State  |                      |                      |                      |                      |
| 931000                | Travel Out of State                                    |                      |                      |                      |                      |
| 933000                | Training   |                      |                      |                      |                      |
| 934000                | Security   |                      |                      |                      |                      |
| 935000                | Facilities Operations                                  |                      |                      |                      |                      |
| 936000                | Utilities  |                      |                      |                      |                      |
| 938000                | Contracted Services                                    |                      |                      |                      |                      |
| 940000                | Consulting and Professional Services - County Provided |                      |                      |                      |                      |
| 943000                | Information Technology (IT)                            |                      |                      |                      |                      |
| 945000                | Major Equipment  |                      |                      |                      |                      |
| 950000                | Other Items of Expense                                 |                      |                      |                      |                      |
| 972000                | Other  |                      |                      |                      |                      |
| 973000                | Debt Service   |                      |                      |                      |                      |
| 983000                | Court Construction                                     |                      |                      |                      |                      |
| 990000                | Distributed Administration & Allocation                |                      |                      |                      |                      |
| Net Revenue (Expense) |  | -                    | -                    | -                    | -                    |

| Proposed Project      |  |        |        |        |        |
|-----------------------|--|--------|--------|--------|--------|
| GL Account            | Description  | Amount | Amount | Amount | Amount |
| N/A                   | Dedicated Revenue Stream (if applicable)               |        |        |        |        |
|                       |  |        |        |        |        |
| 900000                | Salaries   |        |        |        |        |
| 910000                | Staff Benefits   |        |        |        |        |
| 920001                | General Expense  |        |        |        |        |
| 924000                | Printing   |        |        |        |        |
| 925000                | Telecommunications                                     |        |        |        |        |
| 926000                | Postage  |        |        |        |        |
| 928000                | Insurance  |        |        |        |        |
| 929000                | Travel in State  |        |        |        |        |
| 931000                | Travel Out of State                                    |        |        |        |        |
| 933000                | Training   |        |        |        |        |
| 934000                | Security   |        |        |        |        |
| 935000                | Facilities Operations                                  |        |        |        |        |
| 936000                | Utilities  |        |        |        |        |
| 938000                | Contracted Services                                    |        |        |        |        |
| 940000                | Consulting and Professional Services - County Provided |        |        |        |        |
| 943000                | Information Technology (IT)                            |        |        |        |        |
| 945000                | Major Equipment  |        |        |        |        |
| 950000                | Other Items of Expense                                 |        |        |        |        |
| 972000                | Other  |        |        |        |        |
| 973000                | Debt Service   |        |        |        |        |
| 983000                | Court Construction                                     |        |        |        |        |
| 990000                | Distributed Administration & Allocation                |        |        |        |        |
| Net Revenue (Expense) |  | -      | -      | -      | -      |

|                         |   |   |  |   |
|-------------------------|---|---|--|---|
| Cumulative Cost Savings | - | - |  | - |
|-------------------------|---|---|--|---|

If a cost efficiency, please provide cost comparison

| Status Quo            |  | Select Fiscal Year ▼ | Select Fiscal Year ▼ | Select Fiscal Year ▼ |
|-----------------------|--|----------------------|----------------------|----------------------|
| GL Account            | Description  | Amount               | Amount               | Amount               |
| N/A                   | Dedicated Revenue Stream (if applicable)               |                      |                      |                      |
|                       |  |                      |                      |                      |
| 900000                | Salaries   |                      |                      |                      |
| 910000                | Staff Benefits   |                      |                      |                      |
| 920001                | General Expense  |                      |                      |                      |
| 924000                | Printing   |                      |                      |                      |
| 925000                | Telecommunications                                     |                      |                      |                      |
| 926000                | Postage  |                      |                      |                      |
| 928000                | Insurance  |                      |                      |                      |
| 929000                | Travel in State  |                      |                      |                      |
| 931000                | Travel Out of State                                    |                      |                      |                      |
| 933000                | Training   |                      |                      |                      |
| 934000                | Security   |                      |                      |                      |
| 935000                | Facilities Operations                                  |                      |                      |                      |
| 936000                | Utilities  |                      |                      |                      |
| 938000                | Contracted Services                                    |                      |                      |                      |
|                       | Consulting and Professional Services - County Provided |                      |                      |                      |
| 940000                |  |                      |                      |                      |
| 943000                | Information Technology (IT)                            |                      |                      |                      |
| 945000                | Major Equipment  |                      |                      |                      |
| 950000                | Other Items of Expense                                 |                      |                      |                      |
| 972000                | Other  |                      |                      |                      |
| 973000                | Debt Service   |                      |                      |                      |
| 983000                | Court Construction                                     |                      |                      |                      |
| 990000                | Distributed Administration & Allocation                |                      |                      |                      |
| Net Revenue (Expense) |  | -                    | -                    | -                    |

| Proposed Project      |  |        |        |        |
|-----------------------|--|--------|--------|--------|
| GL Account            | Description  | Amount | Amount | Amount |
| N/A                   | Dedicated Revenue Stream (if applicable)               |        |        |        |
|                       |  |        |        |        |
| 900000                | Salaries   |        |        |        |
| 910000                | Staff Benefits   |        |        |        |
| 920001                | General Expense  |        |        |        |
| 924000                | Printing   |        |        |        |
| 925000                | Telecommunications                                     |        |        |        |
| 926000                | Postage  |        |        |        |
| 928000                | Insurance  |        |        |        |
| 929000                | Travel in State  |        |        |        |
| 931000                | Travel Out of State                                    |        |        |        |
| 933000                | Training   |        |        |        |
| 934000                | Security   |        |        |        |
| 935000                | Facilities Operations                                  |        |        |        |
| 936000                | Utilities  |        |        |        |
| 938000                | Contracted Services                                    |        |        |        |
|                       | Consulting and Professional Services - County Provided |        |        |        |
| 940000                |  |        |        |        |
| 943000                | Information Technology (IT)                            |        |        |        |
| 945000                | Major Equipment  |        |        |        |
| 950000                | Other Items of Expense                                 |        |        |        |
| 972000                | Other  |        |        |        |
| 973000                | Debt Service   |        |        |        |
| 983000                | Court Construction                                     |        |        |        |
| 990000                | Distributed Administration & Allocation                |        |        |        |
| Net Revenue (Expense) |  | -      | -      | -      |

|                         |   |  |  |
|-------------------------|---|--|--|
| Cumulative Cost Savings | - |  |  |
|-------------------------|---|--|--|

## Prior three-year history of year-end fund balances, revenues, and expenditures

| FY 2019-20 ▼                 | FUNDS          |                              |                          |                  |              |                |           |                   |
|------------------------------|----------------|------------------------------|--------------------------|------------------|--------------|----------------|-----------|-------------------|
| Description                  | General        | Special Revenue<br>Non-Grant | Special Revenue<br>Grant | Capital Projects | Debt Service | Proprietary    | Fiduciary | TOTAL             |
| <b>Beginning Balance</b>     | <b>316,343</b> | <b>484,877</b>               | -                        | -                | -            | <b>311,332</b> |           | <b>1,112,552</b>  |
| Revenues                     | 21,951,842     | 161,034                      | 589,993                  | -                | -            | 826,269        | -         | <b>23,529,138</b> |
| Expenditures                 | 22,172,094     | 109,508                      | 589,197                  | -                | -            | 569,577        | -         | <b>23,440,376</b> |
| Operating Transfers In (Out) | 382,028        | 16,212                       | (796)                    | -                | -            | (397,444)      |           | -                 |
| <b>Ending Fund Balance</b>   | <b>478,119</b> | <b>552,615</b>               | -                        | -                | -            | <b>170,580</b> | -         | <b>1,201,314</b>  |

| FY 2020-21 ▼                 | FUNDS            |                              |                          |                  |              |                |           |                   |
|------------------------------|------------------|------------------------------|--------------------------|------------------|--------------|----------------|-----------|-------------------|
| Description                  | General          | Special Revenue<br>Non-Grant | Special Revenue<br>Grant | Capital Projects | Debt Service | Proprietary    | Fiduciary | TOTAL             |
| <b>Beginning Balance</b>     | <b>478,118</b>   | <b>552,615</b>               | -                        | -                | -            | <b>170,581</b> |           | <b>1,201,314</b>  |
| Revenues                     | 21,492,515       | 137,415                      | 426,467                  | -                | -            | 826,640        | -         | <b>22,883,037</b> |
| Expenditures                 | 20,741,068       | 72,485                       | 435,044                  | -                | -            | 647,243        |           | <b>21,895,840</b> |
| Operating Transfers In (Out) | (6,481)          | (2,096)                      | 8,577                    | -                | -            | -              | -         | -                 |
| <b>Ending Fund Balance</b>   | <b>1,223,084</b> | <b>615,449</b>               | -                        | -                | -            | <b>349,978</b> | -         | <b>2,188,511</b>  |

| FY 2021-22 ▼                 | FUNDS            |                              |                          |                  |              |                |           |                   |
|------------------------------|------------------|------------------------------|--------------------------|------------------|--------------|----------------|-----------|-------------------|
| Description                  | General          | Special Revenue<br>Non-Grant | Special Revenue<br>Grant | Capital Projects | Debt Service | Proprietary    | Fiduciary | TOTAL             |
| <b>Beginning Balance</b>     | <b>1,223,084</b> | <b>615,448</b>               | -                        | -                | -            | <b>349,978</b> | -         | <b>2,188,510</b>  |
| Revenues                     | 24,129,198       | 512,507                      | 330,734                  | -                | -            | 939,113        | -         | <b>25,911,552</b> |
| Expenditures                 | 23,485,999       | 450,396                      | 334,500                  | -                | -            | 763,118        | -         | <b>25,034,013</b> |
| Operating Transfers In (Out) | (8,245)          | 4,479                        | 3,766                    | -                | -            | -              | -         | -                 |
| <b>Ending Fund Balance</b>   | <b>1,858,038</b> | <b>682,038</b>               | -                        | -                | -            | <b>525,973</b> | -         | <b>3,066,049</b>  |

Current detailed budget projections for the fiscal years the trial court would either be contributing to or receiving distributions from the TCTF fund balance held on the cc

|  | FY 2022-23  |                           | FUNDS                 |                  |              |             |           |             |
|--|-------------|---------------------------|-----------------------|------------------|--------------|-------------|-----------|-------------|
| Description  | General     | Special Revenue Non-Grant | Special Revenue Grant | Capital Projects | Debt Service | Proprietary | Fiduciary | TOTAL       |
| REVENUES   |             |                           |                       |                  |              |             |           |             |
| State Financing Sources                                | 26,651,810  | 659,478                   |                       |                  |              |             |           | 27,311,288  |
| Grants   |             |                           | 1,674,550             |                  |              |             |           | 1,674,550   |
| Other Financing Sources                                | 269,936     | 1,371,973                 |                       |                  |              |             |           | 1,641,909   |
| TOTAL REVENUES   | 26,921,746  | 2,031,451                 | 1,674,550             | -                | -            | -           | -         | 30,627,747  |
| EXPENDITURES   |             |                           |                       |                  |              |             |           |             |
| Salaries   | 10,960,225  | 1,320,443                 | 1,088,458             |                  |              |             |           | 13,369,126  |
| Staff Benefits   | 10,072,481  | 711,008                   | 586,092               |                  |              |             |           | 11,369,581  |
| General Expense  | 624,739     |                           |                       |                  |              |             |           | 624,739     |
| Printing   | 13,000      |                           |                       |                  |              |             |           | 13,000      |
| Telecommunications                                     | 420,500     |                           |                       |                  |              |             |           | 420,500     |
| Postage  | 87,000      |                           |                       |                  |              |             |           | 87,000      |
| Insurance  | 24,000      |                           |                       |                  |              |             |           | 24,000      |
| Travel in State  | 43,000      |                           |                       |                  |              |             |           | 43,000      |
| Travel Out of State                                    | -           |                           |                       |                  |              |             |           | -           |
| Training   | 79,830      |                           |                       |                  |              |             |           | 79,830      |
| Security   | 12,350      |                           |                       |                  |              |             |           | 12,350      |
| Facilities Operations                                  | 313,524     |                           |                       |                  |              |             |           | 313,524     |
| Utilities  | 1,000       |                           |                       |                  |              |             |           | 1,000       |
| Contracted Services                                    | 1,799,506   |                           |                       |                  |              |             |           | 1,799,506   |
| Consulting and Professional Services - County Provided | 638,000     |                           |                       |                  |              |             |           | 638,000     |
| Information Technology (IT)                            | 1,547,059   |                           |                       |                  |              |             |           | 1,547,059   |
| Major Equipment  | 1,213,151   |                           |                       |                  |              |             |           | 1,213,151   |
| Other Items of Expense                                 | 26,150      |                           |                       |                  |              |             |           | 26,150      |
| Juror Costs  | 60,500      |                           |                       |                  |              |             |           | 60,500      |
| Other  | 1,500       |                           |                       |                  |              |             |           | 1,500       |
| Debt Service   |             |                           |                       |                  |              |             |           | -           |
| Court Construction                                     |             |                           |                       |                  |              |             |           | -           |
| Distributed Administration & Allocation                |             |                           |                       |                  |              |             |           | -           |
| Prior Year Expense Adjustment                          | 1,162       |                           |                       |                  |              |             |           | 1,162       |
| TOTAL EXPENDITURES                                     | 27,938,677  | 2,031,451                 | 1,674,550             | -                | -            | -           | -         | 31,644,678  |
| Operating Transfers In (Out)                           |             |                           |                       |                  |              |             |           | -           |
| Fund Balance (Deficit)                                 |             |                           |                       |                  |              |             |           |             |
| Beginning Balance (Deficit)                            |             |                           |                       |                  |              |             |           | -           |
| Ending Balance (Deficit)                               | (1,016,931) | -                         | -                     | -                | -            | -           | -         | (1,016,931) |



## Current detailed budget projection on court's behalf

|   | Select Fiscal Year | FUNDS                        |                          |                  |              |             |           |             |
|---|--------------------|------------------------------|--------------------------|------------------|--------------|-------------|-----------|-------------|
| Description   | General            | Special Revenue<br>Non-Grant | Special Revenue<br>Grant | Capital Projects | Debt Service | Proprietary | Fiduciary | TOTAL       |
| <b>REVENUES</b>   |                    |                              |                          |                  |              |             |           |             |
| State Financing Sources                                   |                    |                              |                          |                  |              |             |           | -           |
| Grants  |                    |                              |                          |                  |              |             |           | -           |
| Other Financing Sources                                   |                    |                              |                          |                  |              |             |           | -           |
| <b>TOTAL REVENUES</b>                                     | -                  | -                            | -                        | -                | -            | -           | -         | -           |
| <b>EXPENDITURES</b>                                       |                    |                              |                          |                  |              |             |           |             |
| Salaries  |                    |                              |                          |                  |              |             |           | -           |
| Staff Benefits  |                    |                              |                          |                  |              |             |           | -           |
| General Expense   |                    |                              |                          |                  |              |             |           | -           |
| Printing  |                    |                              |                          |                  |              |             |           | -           |
| Telecommunications  |                    |                              |                          |                  |              |             |           | -           |
| Postage   |                    |                              |                          |                  |              |             |           | -           |
| Insurance   |                    |                              |                          |                  |              |             |           | -           |
| Travel in State   |                    |                              |                          |                  |              |             |           | -           |
| Travel Out of State                                       |                    |                              |                          |                  |              |             |           | -           |
| Training  |                    |                              |                          |                  |              |             |           | -           |
| Security  |                    |                              |                          |                  |              |             |           | -           |
| Facilities Operations                                     |                    |                              |                          |                  |              |             |           | -           |
| Utilities   |                    |                              |                          |                  |              |             |           | -           |
| Contracted Services                                       |                    |                              |                          |                  |              |             |           | -           |
| Consulting and Professional Services<br>- County Provided |                    |                              |                          |                  |              |             |           | -           |
| Information Technology (IT)                               |                    |                              |                          |                  |              |             |           | -           |
| Major Equipment   |                    |                              |                          |                  |              |             |           | -           |
| Other Items of Expense                                    |                    |                              |                          |                  |              |             |           | -           |
| Juror Costs   |                    |                              |                          |                  |              |             |           | -           |
| Other   |                    |                              |                          |                  |              |             |           | -           |
| Debt Service  |                    |                              |                          |                  |              |             |           | -           |
| Court Construction  |                    |                              |                          |                  |              |             |           | -           |
| Distributed Administration &<br>Allocation                |                    |                              |                          |                  |              |             |           | -           |
| Prior Year Expense Adjustment                             |                    |                              |                          |                  |              |             |           | -           |
| <b>TOTAL EXPENDITURES</b>                                 | -                  | -                            | -                        | -                | -            | -           | -         | -           |
| Operating Transfers In (Out)                              |                    |                              |                          |                  |              |             |           | -           |
| <b>Fund Balance (Deficit)</b>                             |                    |                              |                          |                  |              |             |           |             |
| <b>Beginning Balance (Deficit)</b>                        | (1,016,931)        | -                            | -                        | -                | -            | -           | -         | (1,016,931) |
| <b>Ending Balance (Deficit)</b>                           | (1,016,931)        | -                            | -                        | -                | -            | -           | -         | (1,016,931) |

## Current detailed budget projection:

|   | Select Fiscal Year | FUNDS                        |                          |                  |              |             |           |             |
|---|--------------------|------------------------------|--------------------------|------------------|--------------|-------------|-----------|-------------|
| Description   | General            | Special Revenue<br>Non-Grant | Special Revenue<br>Grant | Capital Projects | Debt Service | Proprietary | Fiduciary | TOTAL       |
| <b>REVENUES</b>   |                    |                              |                          |                  |              |             |           |             |
| State Financing Sources                                   |                    |                              |                          |                  |              |             |           | -           |
| Grants  |                    |                              |                          |                  |              |             |           | -           |
| Other Financing Sources                                   |                    |                              |                          |                  |              |             |           | -           |
| <b>TOTAL REVENUES</b>                                     | -                  | -                            | -                        | -                | -            | -           | -         | -           |
| <b>EXPENDITURES</b>                                       |                    |                              |                          |                  |              |             |           |             |
| Salaries  |                    |                              |                          |                  |              |             |           | -           |
| Staff Benefits  |                    |                              |                          |                  |              |             |           | -           |
| General Expense   |                    |                              |                          |                  |              |             |           | -           |
| Printing  |                    |                              |                          |                  |              |             |           | -           |
| Telecommunications  |                    |                              |                          |                  |              |             |           | -           |
| Postage   |                    |                              |                          |                  |              |             |           | -           |
| Insurance   |                    |                              |                          |                  |              |             |           | -           |
| Travel in State   |                    |                              |                          |                  |              |             |           | -           |
| Travel Out of State                                       |                    |                              |                          |                  |              |             |           | -           |
| Training  |                    |                              |                          |                  |              |             |           | -           |
| Security  |                    |                              |                          |                  |              |             |           | -           |
| Facilities Operations                                     |                    |                              |                          |                  |              |             |           | -           |
| Utilities   |                    |                              |                          |                  |              |             |           | -           |
| Contracted Services                                       |                    |                              |                          |                  |              |             |           | -           |
| Consulting and Professional Services<br>- County Provided |                    |                              |                          |                  |              |             |           | -           |
| Information Technology (IT)                               |                    |                              |                          |                  |              |             |           | -           |
| Major Equipment   |                    |                              |                          |                  |              |             |           | -           |
| Other Items of Expense                                    |                    |                              |                          |                  |              |             |           | -           |
| Juror Costs   |                    |                              |                          |                  |              |             |           | -           |
| Other   |                    |                              |                          |                  |              |             |           | -           |
| Debt Service  |                    |                              |                          |                  |              |             |           | -           |
| Court Construction  |                    |                              |                          |                  |              |             |           | -           |
| Distributed Administration &<br>Allocation                |                    |                              |                          |                  |              |             |           | -           |
| Prior Year Expense Adjustment                             |                    |                              |                          |                  |              |             |           | -           |
| <b>TOTAL EXPENDITURES</b>                                 | -                  | -                            | -                        | -                | -            | -           | -         | -           |
| Operating Transfers In (Out)                              |                    |                              |                          |                  |              |             |           | -           |
| <b>Fund Balance (Deficit)</b>                             |                    |                              |                          |                  |              |             |           |             |
| <b>Beginning Balance (Deficit)</b>                        | (1,016,931)        | -                            | -                        | -                | -            | -           | -         | (1,016,931) |
| <b>Ending Balance (Deficit)</b>                           | (1,016,931)        | -                            | -                        | -                | -            | -           | -         | (1,016,931) |

## Current detailed budget projection:

|   | Select Fiscal Year | FUNDS                        |                          |                  |              |             |           |             |
|---|--------------------|------------------------------|--------------------------|------------------|--------------|-------------|-----------|-------------|
| Description   | General            | Special Revenue<br>Non-Grant | Special Revenue<br>Grant | Capital Projects | Debt Service | Proprietary | Fiduciary | TOTAL       |
| <b>REVENUES</b>   |                    |                              |                          |                  |              |             |           |             |
| State Financing Sources                                   |                    |                              |                          |                  |              |             |           | -           |
| Grants  |                    |                              |                          |                  |              |             |           | -           |
| Other Financing Sources                                   |                    |                              |                          |                  |              |             |           | -           |
| <b>TOTAL REVENUES</b>                                     | -                  | -                            | -                        | -                | -            | -           | -         | -           |
| <b>EXPENDITURES</b>                                       |                    |                              |                          |                  |              |             |           |             |
| Salaries  |                    |                              |                          |                  |              |             |           | -           |
| Staff Benefits  |                    |                              |                          |                  |              |             |           | -           |
| General Expense   |                    |                              |                          |                  |              |             |           | -           |
| Printing  |                    |                              |                          |                  |              |             |           | -           |
| Telecommunications  |                    |                              |                          |                  |              |             |           | -           |
| Postage   |                    |                              |                          |                  |              |             |           | -           |
| Insurance   |                    |                              |                          |                  |              |             |           | -           |
| Travel in State   |                    |                              |                          |                  |              |             |           | -           |
| Travel Out of State                                       |                    |                              |                          |                  |              |             |           | -           |
| Training  |                    |                              |                          |                  |              |             |           | -           |
| Security  |                    |                              |                          |                  |              |             |           | -           |
| Facilities Operations                                     |                    |                              |                          |                  |              |             |           | -           |
| Utilities   |                    |                              |                          |                  |              |             |           | -           |
| Contracted Services                                       |                    |                              |                          |                  |              |             |           | -           |
| Consulting and Professional Services<br>- County Provided |                    |                              |                          |                  |              |             |           | -           |
| Information Technology (IT)                               |                    |                              |                          |                  |              |             |           | -           |
| Major Equipment   |                    |                              |                          |                  |              |             |           | -           |
| Other Items of Expense                                    |                    |                              |                          |                  |              |             |           | -           |
| Juror Costs   |                    |                              |                          |                  |              |             |           | -           |
| Other   |                    |                              |                          |                  |              |             |           | -           |
| Debt Service  |                    |                              |                          |                  |              |             |           | -           |
| Court Construction  |                    |                              |                          |                  |              |             |           | -           |
| Distributed Administration &<br>Allocation                |                    |                              |                          |                  |              |             |           | -           |
| Prior Year Expense Adjustment                             |                    |                              |                          |                  |              |             |           | -           |
| <b>TOTAL EXPENDITURES</b>                                 | -                  | -                            | -                        | -                | -            | -           | -         | -           |
| Operating Transfers In (Out)                              |                    |                              |                          |                  |              |             |           | -           |
| <b>Fund Balance (Deficit)</b>                             |                    |                              |                          |                  |              |             |           |             |
| <b>Beginning Balance (Deficit)</b>                        | (1,016,931)        | -                            | -                        | -                | -            | -           | -         | (1,016,931) |
| <b>Ending Balance (Deficit)</b>                           | (1,016,931)        | -                            | -                        | -                | -            | -           | -         | (1,016,931) |

## Current detailed budget projection:

|   | Select Fiscal Year ▼ | FUNDS                        |                          |                  |              |             |           |             |
|---|----------------------|------------------------------|--------------------------|------------------|--------------|-------------|-----------|-------------|
| Description   | General              | Special Revenue<br>Non-Grant | Special Revenue<br>Grant | Capital Projects | Debt Service | Proprietary | Fiduciary | TOTAL       |
| <b>REVENUES</b>   |                      |                              |                          |                  |              |             |           |             |
| State Financing Sources                                   |                      |                              |                          |                  |              |             |           | -           |
| Grants  |                      |                              |                          |                  |              |             |           | -           |
| Other Financing Sources                                   |                      |                              |                          |                  |              |             |           | -           |
| <b>TOTAL REVENUES</b>                                     | -                    | -                            | -                        | -                | -            | -           | -         | -           |
| <b>EXPENDITURES</b>                                       |                      |                              |                          |                  |              |             |           |             |
| Salaries  |                      |                              |                          |                  |              |             |           | -           |
| Staff Benefits  |                      |                              |                          |                  |              |             |           | -           |
| General Expense   |                      |                              |                          |                  |              |             |           | -           |
| Printing  |                      |                              |                          |                  |              |             |           | -           |
| Telecommunications  |                      |                              |                          |                  |              |             |           | -           |
| Postage   |                      |                              |                          |                  |              |             |           | -           |
| Insurance   |                      |                              |                          |                  |              |             |           | -           |
| Travel in State   |                      |                              |                          |                  |              |             |           | -           |
| Travel Out of State                                       |                      |                              |                          |                  |              |             |           | -           |
| Training  |                      |                              |                          |                  |              |             |           | -           |
| Security  |                      |                              |                          |                  |              |             |           | -           |
| Facilities Operations                                     |                      |                              |                          |                  |              |             |           | -           |
| Utilities   |                      |                              |                          |                  |              |             |           | -           |
| Contracted Services                                       |                      |                              |                          |                  |              |             |           | -           |
| Consulting and Professional Services<br>- County Provided |                      |                              |                          |                  |              |             |           | -           |
| Information Technology (IT)                               |                      |                              |                          |                  |              |             |           | -           |
| Major Equipment   |                      |                              |                          |                  |              |             |           | -           |
| Other Items of Expense                                    |                      |                              |                          |                  |              |             |           | -           |
| Juror Costs   |                      |                              |                          |                  |              |             |           | -           |
| Other   |                      |                              |                          |                  |              |             |           | -           |
| Debt Service  |                      |                              |                          |                  |              |             |           | -           |
| Court Construction  |                      |                              |                          |                  |              |             |           | -           |
| Distributed Administration &<br>Allocation                |                      |                              |                          |                  |              |             |           | -           |
| Prior Year Expense Adjustment                             |                      |                              |                          |                  |              |             |           | -           |
| <b>TOTAL EXPENDITURES</b>                                 | -                    | -                            | -                        | -                | -            | -           | -         | -           |
| Operating Transfers In (Out)                              |                      |                              |                          |                  |              |             |           | -           |
| <b>Fund Balance (Deficit)</b>                             |                      |                              |                          |                  |              |             |           |             |
| <b>Beginning Balance (Deficit)</b>                        | (1,016,931)          | -                            | -                        | -                | -            | -           | -         | (1,016,931) |
| <b>Ending Balance (Deficit)</b>                           | (1,016,931)          | -                            | -                        | -                | -            | -           | -         | (1,016,931) |

## Current detailed budget projection:

|   | Select Fiscal Year ▼ | FUNDS                     |                       |                  |              |             |           |             |
|---|----------------------|---------------------------|-----------------------|------------------|--------------|-------------|-----------|-------------|
| Description   | General              | Special Revenue Non-Grant | Special Revenue Grant | Capital Projects | Debt Service | Proprietary | Fiduciary | TOTAL       |
| <b>REVENUES</b>   |                      |                           |                       |                  |              |             |           |             |
| State Financing Sources                                   |                      |                           |                       |                  |              |             |           | -           |
| Grants  |                      |                           |                       |                  |              |             |           | -           |
| Other Financing Sources                                   |                      |                           |                       |                  |              |             |           | -           |
| <b>TOTAL REVENUES</b>                                     | -                    | -                         | -                     | -                | -            | -           | -         | -           |
| <b>EXPENDITURES</b>                                       |                      |                           |                       |                  |              |             |           |             |
| Salaries  |                      |                           |                       |                  |              |             |           | -           |
| Staff Benefits  |                      |                           |                       |                  |              |             |           | -           |
| General Expense   |                      |                           |                       |                  |              |             |           | -           |
| Printing  |                      |                           |                       |                  |              |             |           | -           |
| Telecommunications  |                      |                           |                       |                  |              |             |           | -           |
| Postage   |                      |                           |                       |                  |              |             |           | -           |
| Insurance   |                      |                           |                       |                  |              |             |           | -           |
| Travel in State   |                      |                           |                       |                  |              |             |           | -           |
| Travel Out of State                                       |                      |                           |                       |                  |              |             |           | -           |
| Training  |                      |                           |                       |                  |              |             |           | -           |
| Security  |                      |                           |                       |                  |              |             |           | -           |
| Facilities Operations                                     |                      |                           |                       |                  |              |             |           | -           |
| Utilities   |                      |                           |                       |                  |              |             |           | -           |
| Contracted Services                                       |                      |                           |                       |                  |              |             |           | -           |
| Consulting and Professional Services<br>- County Provided |                      |                           |                       |                  |              |             |           | -           |
| Information Technology (IT)                               |                      |                           |                       |                  |              |             |           | -           |
| Major Equipment   |                      |                           |                       |                  |              |             |           | -           |
| Other Items of Expense                                    |                      |                           |                       |                  |              |             |           | -           |
| Juror Costs   |                      |                           |                       |                  |              |             |           | -           |
| Other   |                      |                           |                       |                  |              |             |           | -           |
| Debt Service  |                      |                           |                       |                  |              |             |           | -           |
| Court Construction  |                      |                           |                       |                  |              |             |           | -           |
| Distributed Administration &<br>Allocation                |                      |                           |                       |                  |              |             |           | -           |
| Prior Year Expense Adjustment                             |                      |                           |                       |                  |              |             |           | -           |
| <b>TOTAL EXPENDITURES</b>                                 | -                    | -                         | -                     | -                | -            | -           | -         | -           |
| Operating Transfers In (Out)                              |                      |                           |                       |                  |              |             |           | -           |
| <b>Fund Balance (Deficit)</b>                             |                      |                           |                       |                  |              |             |           |             |
| <b>Beginning Balance (Deficit)</b>                        | (1,016,931)          | -                         | -                     | -                | -            | -           | -         | (1,016,931) |
| <b>Ending Balance (Deficit)</b>                           | (1,016,931)          | -                         | -                     | -                | -            | -           | -         | (1,016,931) |

## Current detailed budget projection:

|   | Select Fiscal Year ▼ | FUNDS                        |                          |                  |              |             |           |             |
|---|----------------------|------------------------------|--------------------------|------------------|--------------|-------------|-----------|-------------|
| Description   | General              | Special Revenue<br>Non-Grant | Special Revenue<br>Grant | Capital Projects | Debt Service | Proprietary | Fiduciary | TOTAL       |
| <b>REVENUES</b>   |                      |                              |                          |                  |              |             |           |             |
| State Financing Sources                                   |                      |                              |                          |                  |              |             |           | -           |
| Grants  |                      |                              |                          |                  |              |             |           | -           |
| Other Financing Sources                                   |                      |                              |                          |                  |              |             |           | -           |
| <b>TOTAL REVENUES</b>                                     | -                    | -                            | -                        | -                | -            | -           | -         | -           |
| <b>EXPENDITURES</b>                                       |                      |                              |                          |                  |              |             |           |             |
| Salaries  |                      |                              |                          |                  |              |             |           | -           |
| Staff Benefits  |                      |                              |                          |                  |              |             |           | -           |
| General Expense   |                      |                              |                          |                  |              |             |           | -           |
| Printing  |                      |                              |                          |                  |              |             |           | -           |
| Telecommunications  |                      |                              |                          |                  |              |             |           | -           |
| Postage   |                      |                              |                          |                  |              |             |           | -           |
| Insurance   |                      |                              |                          |                  |              |             |           | -           |
| Travel in State   |                      |                              |                          |                  |              |             |           | -           |
| Travel Out of State                                       |                      |                              |                          |                  |              |             |           | -           |
| Training  |                      |                              |                          |                  |              |             |           | -           |
| Security  |                      |                              |                          |                  |              |             |           | -           |
| Facilities Operations                                     |                      |                              |                          |                  |              |             |           | -           |
| Utilities   |                      |                              |                          |                  |              |             |           | -           |
| Contracted Services                                       |                      |                              |                          |                  |              |             |           | -           |
| Consulting and Professional Services<br>- County Provided |                      |                              |                          |                  |              |             |           | -           |
| Information Technology (IT)                               |                      |                              |                          |                  |              |             |           | -           |
| Major Equipment   |                      |                              |                          |                  |              |             |           | -           |
| Other Items of Expense                                    |                      |                              |                          |                  |              |             |           | -           |
| Juror Costs   |                      |                              |                          |                  |              |             |           | -           |
| Other   |                      |                              |                          |                  |              |             |           | -           |
| Debt Service  |                      |                              |                          |                  |              |             |           | -           |
| Court Construction  |                      |                              |                          |                  |              |             |           | -           |
| Distributed Administration &<br>Allocation                |                      |                              |                          |                  |              |             |           | -           |
| Prior Year Expense Adjustment                             |                      |                              |                          |                  |              |             |           | -           |
| <b>TOTAL EXPENDITURES</b>                                 | -                    | -                            | -                        | -                | -            | -           | -         | -           |
| Operating Transfers In (Out)                              |                      |                              |                          |                  |              |             |           | -           |
| <b>Fund Balance (Deficit)</b>                             |                      |                              |                          |                  |              |             |           |             |
| <b>Beginning Balance (Deficit)</b>                        | (1,016,931)          | -                            | -                        | -                | -            | -           | -         | (1,016,931) |
| <b>Ending Balance (Deficit)</b>                           | (1,016,931)          | -                            | -                        | -                | -            | -           | -         | (1,016,931) |

## Current detailed budget projection:

|   | Select Fiscal Year ▼ | FUNDS                        |                          |                  |              |             |           |             |
|---|----------------------|------------------------------|--------------------------|------------------|--------------|-------------|-----------|-------------|
| Description   | General              | Special Revenue<br>Non-Grant | Special Revenue<br>Grant | Capital Projects | Debt Service | Proprietary | Fiduciary | TOTAL       |
| <b>REVENUES</b>   |                      |                              |                          |                  |              |             |           |             |
| State Financing Sources                                   |                      |                              |                          |                  |              |             |           | -           |
| Grants  |                      |                              |                          |                  |              |             |           | -           |
| Other Financing Sources                                   |                      |                              |                          |                  |              |             |           | -           |
| <b>TOTAL REVENUES</b>                                     | -                    | -                            | -                        | -                | -            | -           | -         | -           |
| <b>EXPENDITURES</b>                                       |                      |                              |                          |                  |              |             |           |             |
| Salaries  |                      |                              |                          |                  |              |             |           | -           |
| Staff Benefits  |                      |                              |                          |                  |              |             |           | -           |
| General Expense   |                      |                              |                          |                  |              |             |           | -           |
| Printing  |                      |                              |                          |                  |              |             |           | -           |
| Telecommunications  |                      |                              |                          |                  |              |             |           | -           |
| Postage   |                      |                              |                          |                  |              |             |           | -           |
| Insurance   |                      |                              |                          |                  |              |             |           | -           |
| Travel in State   |                      |                              |                          |                  |              |             |           | -           |
| Travel Out of State                                       |                      |                              |                          |                  |              |             |           | -           |
| Training  |                      |                              |                          |                  |              |             |           | -           |
| Security  |                      |                              |                          |                  |              |             |           | -           |
| Facilities Operations                                     |                      |                              |                          |                  |              |             |           | -           |
| Utilities   |                      |                              |                          |                  |              |             |           | -           |
| Contracted Services                                       |                      |                              |                          |                  |              |             |           | -           |
| Consulting and Professional Services<br>- County Provided |                      |                              |                          |                  |              |             |           | -           |
| Information Technology (IT)                               |                      |                              |                          |                  |              |             |           | -           |
| Major Equipment   |                      |                              |                          |                  |              |             |           | -           |
| Other Items of Expense                                    |                      |                              |                          |                  |              |             |           | -           |
| Juror Costs   |                      |                              |                          |                  |              |             |           | -           |
| Other   |                      |                              |                          |                  |              |             |           | -           |
| Debt Service  |                      |                              |                          |                  |              |             |           | -           |
| Court Construction  |                      |                              |                          |                  |              |             |           | -           |
| Distributed Administration &<br>Allocation                |                      |                              |                          |                  |              |             |           | -           |
| Prior Year Expense Adjustment                             |                      |                              |                          |                  |              |             |           | -           |
| <b>TOTAL EXPENDITURES</b>                                 | -                    | -                            | -                        | -                | -            | -           | -         | -           |
| Operating Transfers In (Out)                              |                      |                              |                          |                  |              |             |           | -           |
| <b>Fund Balance (Deficit)</b>                             |                      |                              |                          |                  |              |             |           |             |
| <b>Beginning Balance (Deficit)</b>                        | (1,016,931)          | -                            | -                        | -                | -            | -           | -         | (1,016,931) |
| <b>Ending Balance (Deficit)</b>                           | (1,016,931)          | -                            | -                        | -                | -            | -           | -         | (1,016,931) |

## Identification of all costs, by category and amount, needed to fully implement the project

| Expenses Category |  | Amount           |
|-------------------|--|------------------|
| GL Account        | Description  |                  |
| 900000            | Salaries   |                  |
| 910000            | Staff Benefits   |                  |
| 920001            | General Expense  |                  |
| 924000            | Printing   |                  |
| 925000            | Telecommunications                                     |                  |
| 926000            | Postage  |                  |
| 928000            | Insurance  |                  |
| 929000            | Travel in State  |                  |
| 931000            | Travel Out of State                                    |                  |
| 933000            | Training   |                  |
| 934000            | Security   |                  |
| 935000            | Facilities Operations                                  |                  |
| 936000            | Utilities  |                  |
| 938000            | Contracted Services                                    |                  |
| 940000            | Consulting and Professional Services - County Provided |                  |
| 943000            | Information Technology (IT)                            | 1,000,000        |
| 945000            | Major Equipment  | 500,000          |
| 950000            | Other Items of Expense                                 |                  |
| 972000            | Other  |                  |
| 973000            | Debt Service   |                  |
| 983000            | Court Construction                                     |                  |
| 990000            | Distributed Administration & Allocation                |                  |
| <b>Total</b>      |  | <b>1,500,000</b> |



[illegible]



## APPLICATION FOR TCTF FUNDS HELD ON BEHALF OF THE COURT

Please check the type of request:

☒ **NEW REQUEST** *(Complete Section I, III, and IV only.)*☐ **AMENDED REQUEST** *(Complete Sections I through IV.)***SECTION I: GENERAL INFORMATION****SUPERIOR COURT:**

San Benito

**PERSON AUTHORIZING REQUEST** *(Presiding Judge or Court Executive Officer):*

Tarry Singh, Court Executive Officer

**CONTACT PERSON AND CONTACT INFO:**

Tarry Singh, (831) 636-4057 x 211

**DATE OF SUBMISSION:**

10/5/2022

**TIME PERIOD COVERED BY THE REQUEST, INCLUDING CONTRIBUTION AND EXPENDITURE:**

FY 21-22 THROUGH FY 25-26

**REQUESTED AMOUNT:**

\$709,532

**REASON FOR REQUEST** *(Please briefly summarize the purpose for this request, including a brief description of the project/proposal. Use attachments if additional space is needed.):*

In support of the expansion goals of the Superior Court of California, County of San Benito ("Court"), the Court respectfully request that the Judicial Council hold the requested amount of \$709,532 on the Court's behalf. The requested amount will be used to make modifications and upgrades to our existing facility as further described below.

**Facilities upgrade**

The Court requires modification to the existing Jury Assembly Room, Resource Room, Bench Officer's Chambers, and Family Court Service Center as part of the Court's need to create a new courtroom to accommodate a large jury panel, new chambers for visiting judges, maintenance for existing chambers, and necessary retrofitting of Family court Services.

**Generator**

The Court is in need of a generator to supply electrical power during a power outage and to prevent discontinuity of court operations or disruption of business operations.

**SECTION II: AMENDED REQUEST CHANGES**

**A. Identify sections and answers amended.**

**B. Provide a summary of the changes to the request.**

**SECTION III: TRIAL COURT OPERATIONS AND ACCESS TO JUSTICE**

**A. Explain why the request does not fit within the court's annual operational budget process and the three-year encumbrance term.**

The process for the modifications do not fit within the Court's annual operational budget or three-year encumbrance term and will extend past the end of the current fiscal year. Each of the modifications involve significant one-time expenses that are not part of the Court's annual operational budget. The cost of the upgrades could not be met out of the Court's annual operational budget without making significant cuts that would result in diminished service to the public. In order to complete the modifications, the court must use multiyear savings.

#### **APPLICATION FOR TCTF FUNDS HELD ON BEHALF OF THE COURT (Continued)**

#### **SECTION III (continued): TRIAL COURT OPERATIONS AND ACCESS TO JUSTICE**

**B. How will the request enhance the efficiency and/or effectiveness of court operations, and/or increase the availability of court services and programs?**

**Facilities upgrade**

The request will enhance the efficiency and/or effectiveness of court operations by creating a new courtroom to accommodate the courts expanding criminal and civil calendars and jury trials, and create chambers for visiting judges hearing trials on a biweekly basis. It would reduce the need to move and continue court hearings when a courtroom is needed for jury trials and/or long cause court hearings.

**Generator**

The request would provide an emergency back-up power supply to allow continuity of court operations in the event of a power supply failure.

**C. If a cost efficiency, please provide cost comparison (table template provided).**

**D. Describe the consequences to the court's operations if the court request is not approved.**

**Facilities upgrade.** If the request is not approved, the Court would be required to continue to reschedule court hearings and trials to accommodate the availability of a courtroom. Continuing hearings would prolong the disposition of hearings as well as requiring added work to staffing.

**Generator.** If the request is not approved, the Court will be unable to continue daily court operations in the event of a power supply failure.

**E. Describe the consequences to the public and access to justice if the court request is not approved.**

**Facilities upgrade.** If the request is not approved, the Court would be required to continue to reschedule court hearings resulting in untimely resolution of hearings.

**Generator.** If the request is not approved, the Court will be unable to continue daily court operations in the event of a power supply failure resulting in the public having untimely resolution of hearings, access to their case information and can result in delays to timely filings.

**F. What alternatives has the court identified if the request is not approved, and why is holding funding in the TCTF the preferred alternative?**

**Facilities upgrade.** If the request is not approved, the Court would have to defer upgrading the Jury Assembly Room to a courtroom, modifying the Resource room into a judge's chambers and retrofitting the Family Court

Service Center. The Court would continue to reschedule court hearings and trials to accommodate the availability of a courtroom.

**Generator.** If the Court’s request is not approved, the Court would likely defer installation of a generator until a power supply failure, resulting in disruption to court operations. In that case, the Court would likely have to shift funding from other Court priorities.

**SECTION IV: FINANCIAL INFORMATION**

**Please provide the following (*table template provided for each*):**

**A. Three-year history of year-end fund balances, revenues, and expenditures**

See attached excel workbook.

**B. Current detailed budget projections for the fiscal years the trial court would either be contributing to or receiving distributions from the TCTF fund balance held on the court’s behalf**

See attached excel workbook.

**C. Identification of all costs, by category and amount, needed to fully implement the project**

See attached excel workbook.

**D. A specific funding and expenditure schedule identifying the amounts to be contributed and expended, by fiscal year**

See attached excel workbook.

If a cost efficiency, please provide cost comparison

| Status Quo            |  | Select Fiscal Year ▼ | Select Fiscal Year ▼ | Select Fiscal Year ▼ | Select Fiscal Year ▼ |
|-----------------------|--|----------------------|----------------------|----------------------|----------------------|
| GL Account            | Description  | Amount               | Amount               | Amount               | Amount               |
| N/A                   | Dedicated Revenue Stream (if applicable)               |                      |                      |                      |                      |
|                       |  |                      |                      |                      |                      |
| 900000                | Salaries   |                      |                      |                      |                      |
| 910000                | Staff Benefits   |                      |                      |                      |                      |
| 920001                | General Expense  |                      |                      |                      |                      |
| 924000                | Printing   |                      |                      |                      |                      |
| 925000                | Telecommunications                                     |                      |                      |                      |                      |
| 926000                | Postage  |                      |                      |                      |                      |
| 928000                | Insurance  |                      |                      |                      |                      |
| 929000                | Travel in State  |                      |                      |                      |                      |
| 931000                | Travel Out of State                                    |                      |                      |                      |                      |
| 933000                | Training   |                      |                      |                      |                      |
| 934000                | Security   |                      |                      |                      |                      |
| 935000                | Facilities Operations                                  |                      |                      |                      |                      |
| 936000                | Utilities  |                      |                      |                      |                      |
| 938000                | Contracted Services                                    |                      |                      |                      |                      |
| 940000                | Consulting and Professional Services - County Provided |                      |                      |                      |                      |
| 943000                | Information Technology (IT)                            |                      |                      |                      |                      |
| 945000                | Major Equipment  |                      |                      |                      |                      |
| 950000                | Other Items of Expense                                 |                      |                      |                      |                      |
| 972000                | Other  |                      |                      |                      |                      |
| 973000                | Debt Service   |                      |                      |                      |                      |
| 983000                | Court Construction                                     |                      |                      |                      |                      |
| 990000                | Distributed Administration & Allocation                |                      |                      |                      |                      |
| Net Revenue (Expense) |  | -                    | -                    | -                    | -                    |

| Proposed Project      |  |        |        |        |        |
|-----------------------|--|--------|--------|--------|--------|
| GL Account            | Description  | Amount | Amount | Amount | Amount |
| N/A                   | Dedicated Revenue Stream (if applicable)               |        |        |        |        |
|                       |  |        |        |        |        |
| 900000                | Salaries   |        |        |        |        |
| 910000                | Staff Benefits   |        |        |        |        |
| 920001                | General Expense  |        |        |        |        |
| 924000                | Printing   |        |        |        |        |
| 925000                | Telecommunications                                     |        |        |        |        |
| 926000                | Postage  |        |        |        |        |
| 928000                | Insurance  |        |        |        |        |
| 929000                | Travel in State  |        |        |        |        |
| 931000                | Travel Out of State                                    |        |        |        |        |
| 933000                | Training   |        |        |        |        |
| 934000                | Security   |        |        |        |        |
| 935000                | Facilities Operations                                  |        |        |        |        |
| 936000                | Utilities  |        |        |        |        |
| 938000                | Contracted Services                                    |        |        |        |        |
| 940000                | Consulting and Professional Services - County Provided |        |        |        |        |
| 943000                | Information Technology (IT)                            |        |        |        |        |
| 945000                | Major Equipment  |        |        |        |        |
| 950000                | Other Items of Expense                                 |        |        |        |        |
| 972000                | Other  |        |        |        |        |
| 973000                | Debt Service   |        |        |        |        |
| 983000                | Court Construction                                     |        |        |        |        |
| 990000                | Distributed Administration & Allocation                |        |        |        |        |
| Net Revenue (Expense) |  | -      | -      | -      | -      |

|                         |   |   |  |   |
|-------------------------|---|---|--|---|
| Cumulative Cost Savings | - | - |  | - |
|-------------------------|---|---|--|---|

If a cost efficiency, please provide cost comparison

| Status Quo            |  | Select Fiscal Year ▼ | Select Fiscal Year ▼ | Select Fiscal Year ▼ |
|-----------------------|--|----------------------|----------------------|----------------------|
| GL Account            | Description  | Amount               | Amount               | Amount               |
| N/A                   | Dedicated Revenue Stream (if applicable)               |                      |                      |                      |
|                       |  |                      |                      |                      |
| 900000                | Salaries   |                      |                      |                      |
| 910000                | Staff Benefits   |                      |                      |                      |
| 920001                | General Expense  |                      |                      |                      |
| 924000                | Printing   |                      |                      |                      |
| 925000                | Telecommunications                                     |                      |                      |                      |
| 926000                | Postage  |                      |                      |                      |
| 928000                | Insurance  |                      |                      |                      |
| 929000                | Travel in State  |                      |                      |                      |
| 931000                | Travel Out of State                                    |                      |                      |                      |
| 933000                | Training   |                      |                      |                      |
| 934000                | Security   |                      |                      |                      |
| 935000                | Facilities Operations                                  |                      |                      |                      |
| 936000                | Utilities  |                      |                      |                      |
| 938000                | Contracted Services                                    |                      |                      |                      |
|                       | Consulting and Professional Services - County Provided |                      |                      |                      |
| 940000                |  |                      |                      |                      |
| 943000                | Information Technology (IT)                            |                      |                      |                      |
| 945000                | Major Equipment  |                      |                      |                      |
| 950000                | Other Items of Expense                                 |                      |                      |                      |
| 972000                | Other  |                      |                      |                      |
| 973000                | Debt Service   |                      |                      |                      |
| 983000                | Court Construction                                     |                      |                      |                      |
| 990000                | Distributed Administration & Allocation                |                      |                      |                      |
| Net Revenue (Expense) |  | -                    | -                    | -                    |

| Proposed Project      |  |        |        |        |
|-----------------------|--|--------|--------|--------|
| GL Account            | Description  | Amount | Amount | Amount |
| N/A                   | Dedicated Revenue Stream (if applicable)               |        |        |        |
|                       |  |        |        |        |
| 900000                | Salaries   |        |        |        |
| 910000                | Staff Benefits   |        |        |        |
| 920001                | General Expense  |        |        |        |
| 924000                | Printing   |        |        |        |
| 925000                | Telecommunications                                     |        |        |        |
| 926000                | Postage  |        |        |        |
| 928000                | Insurance  |        |        |        |
| 929000                | Travel in State  |        |        |        |
| 931000                | Travel Out of State                                    |        |        |        |
| 933000                | Training   |        |        |        |
| 934000                | Security   |        |        |        |
| 935000                | Facilities Operations                                  |        |        |        |
| 936000                | Utilities  |        |        |        |
| 938000                | Contracted Services                                    |        |        |        |
|                       | Consulting and Professional Services - County Provided |        |        |        |
| 940000                |  |        |        |        |
| 943000                | Information Technology (IT)                            |        |        |        |
| 945000                | Major Equipment  |        |        |        |
| 950000                | Other Items of Expense                                 |        |        |        |
| 972000                | Other  |        |        |        |
| 973000                | Debt Service   |        |        |        |
| 983000                | Court Construction                                     |        |        |        |
| 990000                | Distributed Administration & Allocation                |        |        |        |
| Net Revenue (Expense) |  | -      | -      | -      |

|                         |   |  |  |
|-------------------------|---|--|--|
| Cumulative Cost Savings | - |  |  |
|-------------------------|---|--|--|

## Prior three-year history of year-end fund balances, revenues, and expenditures

| FY 2021-22 ▼                 | FUNDS            |                              |                          |                  |              |             |           |                  |
|------------------------------|------------------|------------------------------|--------------------------|------------------|--------------|-------------|-----------|------------------|
| Description                  | General          | Special Revenue<br>Non-Grant | Special Revenue<br>Grant | Capital Projects | Debt Service | Proprietary | Fiduciary | TOTAL            |
| <b>Beginning Balance</b>     |                  |                              |                          |                  |              |             |           | -                |
| Revenues                     | 3,959,517        | 66,089                       | 397,064                  |                  |              |             |           | <b>4,422,670</b> |
| Expenditures                 | 4,205,444        | 48,439                       | 401,241                  |                  |              |             |           | <b>4,655,124</b> |
| Operating Transfers In (Out) | (4,176)          |                              | 4,176                    |                  |              |             |           | -                |
| <b>Ending Fund Balance</b>   | <b>(250,104)</b> | <b>17,650</b>                | <b>0</b>                 | -                | -            | -           | -         | <b>(232,453)</b> |

| FY 2020-21 ▼                 | FUNDS          |                              |                          |                  |              |             |           |                  |
|------------------------------|----------------|------------------------------|--------------------------|------------------|--------------|-------------|-----------|------------------|
| Description                  | General        | Special Revenue<br>Non-Grant | Special Revenue<br>Grant | Capital Projects | Debt Service | Proprietary | Fiduciary | TOTAL            |
| <b>Beginning Balance</b>     |                |                              |                          |                  |              |             |           | -                |
| Revenues                     | 4,523,333      | 17,892                       | 198,991                  |                  |              |             |           | <b>4,740,216</b> |
| Expenditures                 | 3,726,052      | 11,938                       | 209,281                  |                  |              |             |           | <b>3,947,271</b> |
| Operating Transfers In (Out) | (10,290)       |                              | 10,290                   |                  |              |             |           | -                |
| <b>Ending Fund Balance</b>   | <b>786,991</b> | <b>5,954</b>                 | -                        | -                | -            | -           | -         | <b>792,945</b>   |

| FY 2019-20 ▼                 | FUNDS          |                              |                          |                  |              |             |           |                  |
|------------------------------|----------------|------------------------------|--------------------------|------------------|--------------|-------------|-----------|------------------|
| Description                  | General        | Special Revenue<br>Non-Grant | Special Revenue<br>Grant | Capital Projects | Debt Service | Proprietary | Fiduciary | TOTAL            |
| <b>Beginning Balance</b>     |                |                              |                          |                  |              |             |           | -                |
| Revenues                     | 3,841,179      | 18,532                       | 231,941                  |                  |              |             |           | <b>4,091,652</b> |
| Expenditures                 | 3,517,772      | 686                          | 268,536                  |                  |              |             |           | <b>3,786,994</b> |
| Operating Transfers In (Out) | (36,595)       |                              | 36,595                   |                  |              |             |           | -                |
| <b>Ending Fund Balance</b>   | <b>286,812</b> | <b>17,846</b>                | -                        | -                | -            | -           | -         | <b>304,658</b>   |



Current detailed budget projections for the fiscal years the trial court would either be contributing to or receiving distributions from the TCTF fund balance held on the cc

|   | FY 2022-23       |                              | FUNDS                    |                  |              |             |           |                  |
|---|------------------|------------------------------|--------------------------|------------------|--------------|-------------|-----------|------------------|
| Description   | General          | Special Revenue<br>Non-Grant | Special Revenue<br>Grant | Capital Projects | Debt Service | Proprietary | Fiduciary | TOTAL            |
| <b>REVENUES</b>   |                  |                              |                          |                  |              |             |           |                  |
| State Financing Sources                                   | 3,959,517        | 66,089                       |                          |                  |              |             |           | 4,025,606        |
| Grants  |                  |                              | 397,064                  |                  |              |             |           | 397,064          |
| Other Financing Sources                                   |                  |                              |                          |                  |              |             |           | -                |
| <b>TOTAL REVENUES</b>                                     | <b>3,959,517</b> | <b>66,089</b>                | <b>397,064</b>           | <b>-</b>         | <b>-</b>     | <b>-</b>    | <b>-</b>  | <b>4,422,670</b> |
| <b>EXPENDITURES</b>                                       |                  |                              |                          |                  |              |             |           |                  |
| Salaries  | 1,807,992        |                              | 183,426                  |                  |              |             |           | 1,991,418        |
| Staff Benefits  | 805,686          |                              | 122,265                  |                  |              |             |           | 927,951          |
| General Expense   | 112,412          |                              | 11,287                   |                  |              |             |           | 123,699          |
| Printing  | 18,421           |                              |                          |                  |              |             |           | 18,421           |
| Telecommunications  | 13,032           |                              | 479                      |                  |              |             |           | 13,511           |
| Postage   | 5,304            |                              |                          |                  |              |             |           | 5,304            |
| Insurance   | 3,405            |                              |                          |                  |              |             |           | 3,405            |
| Travel in State   | 5,737            |                              |                          |                  |              |             |           | 5,737            |
| Travel Out of State                                       |                  |                              |                          |                  |              |             |           | -                |
| Training  | 270              |                              |                          |                  |              |             |           | 270              |
| Security  | -                |                              |                          |                  |              |             |           | -                |
| Facilities Operations                                     | 219,259          |                              | 695                      |                  |              |             |           | 219,953          |
| Utilities   |                  |                              |                          |                  |              |             |           | -                |
| Contracted Services                                       | 1,052,971        | 48,439                       | 9,715                    |                  |              |             |           | 1,111,125        |
| Consulting and Professional Services<br>- County Provided | 270              |                              |                          |                  |              |             |           | 270              |
| Information Technology (IT)                               | 204,018          |                              |                          |                  |              |             |           | 204,018          |
| Major Equipment   |                  |                              |                          |                  |              |             |           | -                |
| Other Items of Expense                                    |                  |                              |                          |                  |              |             |           | -                |
| Juror Costs   | -                |                              |                          |                  |              |             |           | -                |
| Other   | 100              |                              |                          |                  |              |             |           | 100              |
| Debt Service  |                  |                              |                          |                  |              |             |           | -                |
| Court Construction  |                  |                              |                          |                  |              |             |           | -                |
| Distributed Administration &<br>Allocation                | 35,000           |                              |                          |                  |              |             |           | 35,000           |
| Prior Year Expense Adjustment                             |                  |                              |                          |                  |              |             |           | -                |
| <b>TOTAL EXPENDITURES</b>                                 | <b>4,283,875</b> | <b>48,439</b>                | <b>327,867</b>           | <b>-</b>         | <b>-</b>     | <b>-</b>    | <b>-</b>  | <b>4,660,181</b> |
| Operating Transfers In (Out)                              | (4,176)          |                              | 4,176                    |                  |              |             |           | -                |
| <b>Fund Balance (Deficit)</b>                             |                  |                              |                          |                  |              |             |           |                  |
| <b>Beginning Balance (Deficit)</b>                        | <b>1,724,807</b> | <b>64,370</b>                | <b>-</b>                 |                  |              |             |           | <b>1,789,177</b> |
| <b>Ending Balance (Deficit)</b>                           | <b>1,396,272</b> | <b>82,020</b>                | <b>73,374</b>            | <b>-</b>         | <b>-</b>     | <b>-</b>    | <b>-</b>  | <b>1,551,667</b> |

## Current detailed budget projection on behalf of the Court

|  | FY 2023-24       |                           | FUNDS                 |                  |              |             |           |                  |
|--|------------------|---------------------------|-----------------------|------------------|--------------|-------------|-----------|------------------|
| Description  | General          | Special Revenue Non-Grant | Special Revenue Grant | Capital Projects | Debt Service | Proprietary | Fiduciary | TOTAL            |
| <b>REVENUES</b>  |                  |                           |                       |                  |              |             |           |                  |
| State Financing Sources                                | 4,078,302        | 68,072                    |                       |                  |              |             |           | 4,146,374        |
| Grants   |                  |                           | 408,976               |                  |              |             |           | 408,976          |
| Other Financing Sources                                |                  |                           |                       |                  |              |             |           | -                |
| <b>TOTAL REVENUES</b>                                  | <b>4,078,302</b> | <b>68,072</b>             | <b>408,976</b>        | <b>-</b>         | <b>-</b>     | <b>-</b>    | <b>-</b>  | <b>4,555,350</b> |
| <b>EXPENDITURES</b>                                    |                  |                           |                       |                  |              |             |           |                  |
| Salaries   | 1,862,232        |                           | 188,928               |                  |              |             |           | 2,051,160        |
| Staff Benefits   | 829,857          |                           | 125,933               |                  |              |             |           | 955,789          |
| General Expense  | 115,784          |                           | 11,626                |                  |              |             |           | 127,410          |
| Printing   | 18,974           |                           | -                     |                  |              |             |           | 18,974           |
| Telecommunications                                     | 13,423           |                           | 493                   |                  |              |             |           | 13,916           |
| Postage  | 5,463            |                           | -                     |                  |              |             |           | 5,463            |
| Insurance  | 3,507            |                           | -                     |                  |              |             |           | 3,507            |
| Travel in State  | 5,909            |                           | -                     |                  |              |             |           | 5,909            |
| Travel Out of State                                    |                  |                           | -                     |                  |              |             |           | -                |
| Training   | 278              |                           | -                     |                  |              |             |           | 278              |
| Security   | -                |                           | -                     |                  |              |             |           | -                |
| Facilities Operations                                  | 225,836          |                           | 716                   |                  |              |             |           | 226,552          |
| Utilities  |                  |                           | -                     |                  |              |             |           | -                |
| Contracted Services                                    | 1,084,560        | 49,892                    | 10,007                |                  |              |             |           | 1,144,459        |
| Consulting and Professional Services - County Provided | 278              |                           | -                     |                  |              |             |           | 278              |
| Information Technology (IT)                            | 210,138          |                           | -                     |                  |              |             |           | 210,138          |
| Major Equipment  |                  |                           | -                     |                  |              |             |           | -                |
| Other Items of Expense                                 |                  |                           | -                     |                  |              |             |           | -                |
| Juror Costs  | -                |                           | -                     |                  |              |             |           | -                |
| Other  | 103              |                           | -                     |                  |              |             |           | 103              |
| Debt Service   |                  |                           | -                     |                  |              |             |           | -                |
| Court Construction                                     |                  |                           | -                     |                  |              |             |           | -                |
| Distributed Administration & Allocation                | 36,050           |                           | -                     |                  |              |             |           | 36,050           |
| Prior Year Expense Adjustment                          |                  |                           | -                     |                  |              |             |           | -                |
| <b>TOTAL EXPENDITURES</b>                              | <b>4,412,391</b> | <b>49,892</b>             | <b>337,703</b>        | <b>-</b>         | <b>-</b>     | <b>-</b>    | <b>-</b>  | <b>4,799,986</b> |
| Operating Transfers In (Out)                           | (4,302)          |                           | 4,302                 | -                |              |             |           | -                |
| <b>Fund Balance (Deficit)</b>                          |                  |                           |                       |                  |              |             |           |                  |
| <b>Beginning Balance (Deficit)</b>                     | <b>1,396,272</b> | <b>82,020</b>             | <b>73,374</b>         | <b>-</b>         | <b>-</b>     | <b>-</b>    | <b>-</b>  | <b>1,551,667</b> |
| <b>Ending Balance (Deficit)</b>                        | <b>1,057,881</b> | <b>100,200</b>            | <b>148,950</b>        | <b>-</b>         | <b>-</b>     | <b>-</b>    | <b>-</b>  | <b>1,307,031</b> |

## Current detailed budget projection:

|   | FY 2024-25       |                           | FUNDS                 |                  |              |             |           |                  |
|---|------------------|---------------------------|-----------------------|------------------|--------------|-------------|-----------|------------------|
| Description   | General          | Special Revenue Non-Grant | Special Revenue Grant | Capital Projects | Debt Service | Proprietary | Fiduciary | TOTAL            |
| <b>REVENUES</b>   |                  |                           |                       |                  |              |             |           |                  |
| State Financing Sources                                   | 4,200,651        | 70,114                    |                       |                  |              |             |           | 4,270,765        |
| Grants  |                  |                           | 421,245               |                  |              |             |           | 421,245          |
| Other Financing Sources                                   |                  |                           |                       |                  |              |             |           | -                |
| <b>TOTAL REVENUES</b>                                     | <b>4,200,651</b> | <b>70,114</b>             | <b>421,245</b>        | <b>-</b>         | <b>-</b>     | <b>-</b>    | <b>-</b>  | <b>4,692,011</b> |
| <b>EXPENDITURES</b>                                       |                  |                           |                       |                  |              |             |           |                  |
| Salaries  | 1,918,099        |                           | 194,596               |                  |              |             |           | 2,112,695        |
| Staff Benefits  | 854,752          |                           | 129,711               |                  |              |             |           | 984,463          |
| General Expense   | 119,258          |                           | 11,974                |                  |              |             |           | 131,232          |
| Printing  | 19,543           |                           | -                     |                  |              |             |           | 19,543           |
| Telecommunications  | 13,826           |                           | 508                   |                  |              |             |           | 14,334           |
| Postage   | 5,627            |                           | -                     |                  |              |             |           | 5,627            |
| Insurance   | 3,612            |                           | -                     |                  |              |             |           | 3,612            |
| Travel in State   | 6,086            |                           | -                     |                  |              |             |           | 6,086            |
| Travel Out of State                                       | -                |                           | -                     |                  |              |             |           | -                |
| Training  | 286              |                           | -                     |                  |              |             |           | 286              |
| Security  | -                |                           | -                     |                  |              |             |           | -                |
| Facilities Operations                                     | 232,612          |                           | 737                   |                  |              |             |           | 233,349          |
| Utilities   | -                |                           | -                     |                  |              |             |           | -                |
| Contracted Services                                       | 1,117,096        | 51,389                    | 10,307                |                  |              |             |           | 1,178,792        |
| Consulting and Professional Services<br>- County Provided | 286              |                           | -                     |                  |              |             |           | 286              |
| Information Technology (IT)                               | 216,442          |                           | -                     |                  |              |             |           | 216,442          |
| Major Equipment   | -                |                           | -                     |                  |              |             |           | -                |
| Other Items of Expense                                    | -                |                           | -                     |                  |              |             |           | -                |
| Juror Costs   | -                |                           | -                     |                  |              |             |           | -                |
| Other   | 106              |                           | -                     |                  |              |             |           | 106              |
| Debt Service  | -                |                           | -                     |                  |              |             |           | -                |
| Court Construction  | -                |                           | -                     |                  |              |             |           | -                |
| Distributed Administration &<br>Allocation                | 37,132           |                           | -                     |                  |              |             |           | 37,132           |
| Prior Year Expense Adjustment                             |                  |                           | -                     |                  |              |             |           | -                |
| <b>TOTAL EXPENDITURES</b>                                 | <b>4,544,763</b> | <b>51,389</b>             | <b>347,834</b>        | <b>-</b>         | <b>-</b>     | <b>-</b>    | <b>-</b>  | <b>4,943,986</b> |
| Operating Transfers In (Out)                              |                  |                           |                       |                  |              |             |           | -                |
| <b>Fund Balance (Deficit)</b>                             |                  |                           |                       |                  |              |             |           |                  |
| <b>Beginning Balance (Deficit)</b>                        | <b>1,057,881</b> | <b>100,200</b>            | <b>148,950</b>        | <b>-</b>         | <b>-</b>     | <b>-</b>    | <b>-</b>  | <b>1,307,031</b> |
| <b>Ending Balance (Deficit)</b>                           | <b>713,769</b>   | <b>118,925</b>            | <b>222,361</b>        | <b>-</b>         | <b>-</b>     | <b>-</b>    | <b>-</b>  | <b>1,055,056</b> |

## Current detailed budget projection:

|   | Select Fiscal Year ▼ | FUNDS                        |                          |                  |              |             |           |           |
|---|----------------------|------------------------------|--------------------------|------------------|--------------|-------------|-----------|-----------|
| Description   | General              | Special Revenue<br>Non-Grant | Special Revenue<br>Grant | Capital Projects | Debt Service | Proprietary | Fiduciary | TOTAL     |
| <b>REVENUES</b>   |                      |                              |                          |                  |              |             |           |           |
| State Financing Sources                                   |                      |                              |                          |                  |              |             |           | -         |
| Grants  |                      |                              |                          |                  |              |             |           | -         |
| Other Financing Sources                                   |                      |                              |                          |                  |              |             |           | -         |
| <b>TOTAL REVENUES</b>                                     | -                    | -                            | -                        | -                | -            | -           | -         | -         |
| <b>EXPENDITURES</b>                                       |                      |                              |                          |                  |              |             |           |           |
| Salaries  |                      |                              |                          |                  |              |             |           | -         |
| Staff Benefits  |                      |                              |                          |                  |              |             |           | -         |
| General Expense   |                      |                              |                          |                  |              |             |           | -         |
| Printing  |                      |                              |                          |                  |              |             |           | -         |
| Telecommunications  |                      |                              |                          |                  |              |             |           | -         |
| Postage   |                      |                              |                          |                  |              |             |           | -         |
| Insurance   |                      |                              |                          |                  |              |             |           | -         |
| Travel in State   |                      |                              |                          |                  |              |             |           | -         |
| Travel Out of State                                       |                      |                              |                          |                  |              |             |           | -         |
| Training  |                      |                              |                          |                  |              |             |           | -         |
| Security  |                      |                              |                          |                  |              |             |           | -         |
| Facilities Operations                                     |                      |                              |                          |                  |              |             |           | -         |
| Utilities   |                      |                              |                          |                  |              |             |           | -         |
| Contracted Services                                       |                      |                              |                          |                  |              |             |           | -         |
| Consulting and Professional Services<br>- County Provided |                      |                              |                          |                  |              |             |           | -         |
| Information Technology (IT)                               |                      |                              |                          |                  |              |             |           | -         |
| Major Equipment   |                      |                              |                          |                  |              |             |           | -         |
| Other Items of Expense                                    |                      |                              |                          |                  |              |             |           | -         |
| Juror Costs   |                      |                              |                          |                  |              |             |           | -         |
| Other   |                      |                              |                          |                  |              |             |           | -         |
| Debt Service  |                      |                              |                          |                  |              |             |           | -         |
| Court Construction  |                      |                              |                          |                  |              |             |           | -         |
| Distributed Administration &<br>Allocation                |                      |                              |                          |                  |              |             |           | -         |
| Prior Year Expense Adjustment                             |                      |                              |                          |                  |              |             |           | -         |
| <b>TOTAL EXPENDITURES</b>                                 | -                    | -                            | -                        | -                | -            | -           | -         | -         |
| Operating Transfers In (Out)                              |                      |                              |                          |                  |              |             |           | -         |
| <b>Fund Balance (Deficit)</b>                             |                      |                              |                          |                  |              |             |           |           |
| <b>Beginning Balance (Deficit)</b>                        | 713,769              | 118,925                      | 222,361                  | -                | -            | -           | -         | 1,055,056 |
| <b>Ending Balance (Deficit)</b>                           | 713,769              | 118,925                      | 222,361                  | -                | -            | -           | -         | 1,055,056 |

## Current detailed budget projection:

|   | Select Fiscal Year ▼ | FUNDS                     |                       |                  |              |             |           |           |
|---|----------------------|---------------------------|-----------------------|------------------|--------------|-------------|-----------|-----------|
| Description   | General              | Special Revenue Non-Grant | Special Revenue Grant | Capital Projects | Debt Service | Proprietary | Fiduciary | TOTAL     |
| <b>REVENUES</b>   |                      |                           |                       |                  |              |             |           |           |
| State Financing Sources                                   |                      |                           |                       |                  |              |             |           | -         |
| Grants  |                      |                           |                       |                  |              |             |           | -         |
| Other Financing Sources                                   |                      |                           |                       |                  |              |             |           | -         |
| <b>TOTAL REVENUES</b>                                     | -                    | -                         | -                     | -                | -            | -           | -         | -         |
| <b>EXPENDITURES</b>                                       |                      |                           |                       |                  |              |             |           |           |
| Salaries  |                      |                           |                       |                  |              |             |           | -         |
| Staff Benefits  |                      |                           |                       |                  |              |             |           | -         |
| General Expense   |                      |                           |                       |                  |              |             |           | -         |
| Printing  |                      |                           |                       |                  |              |             |           | -         |
| Telecommunications  |                      |                           |                       |                  |              |             |           | -         |
| Postage   |                      |                           |                       |                  |              |             |           | -         |
| Insurance   |                      |                           |                       |                  |              |             |           | -         |
| Travel in State   |                      |                           |                       |                  |              |             |           | -         |
| Travel Out of State                                       |                      |                           |                       |                  |              |             |           | -         |
| Training  |                      |                           |                       |                  |              |             |           | -         |
| Security  |                      |                           |                       |                  |              |             |           | -         |
| Facilities Operations                                     |                      |                           |                       |                  |              |             |           | -         |
| Utilities   |                      |                           |                       |                  |              |             |           | -         |
| Contracted Services                                       |                      |                           |                       |                  |              |             |           | -         |
| Consulting and Professional Services<br>- County Provided |                      |                           |                       |                  |              |             |           | -         |
| Information Technology (IT)                               |                      |                           |                       |                  |              |             |           | -         |
| Major Equipment   |                      |                           |                       |                  |              |             |           | -         |
| Other Items of Expense                                    |                      |                           |                       |                  |              |             |           | -         |
| Juror Costs   |                      |                           |                       |                  |              |             |           | -         |
| Other   |                      |                           |                       |                  |              |             |           | -         |
| Debt Service  |                      |                           |                       |                  |              |             |           | -         |
| Court Construction  |                      |                           |                       |                  |              |             |           | -         |
| Distributed Administration &<br>Allocation                |                      |                           |                       |                  |              |             |           | -         |
| Prior Year Expense Adjustment                             |                      |                           |                       |                  |              |             |           | -         |
| <b>TOTAL EXPENDITURES</b>                                 | -                    | -                         | -                     | -                | -            | -           | -         | -         |
| Operating Transfers In (Out)                              |                      |                           |                       |                  |              |             |           | -         |
| <b>Fund Balance (Deficit)</b>                             |                      |                           |                       |                  |              |             |           |           |
| <b>Beginning Balance (Deficit)</b>                        | 713,769              | 118,925                   | 222,361               | -                | -            | -           | -         | 1,055,056 |
| <b>Ending Balance (Deficit)</b>                           | 713,769              | 118,925                   | 222,361               | -                | -            | -           | -         | 1,055,056 |

## Current detailed budget projection:

|   | Select Fiscal Year | FUNDS                        |                          |                  |              |             |           |           |
|---|--------------------|------------------------------|--------------------------|------------------|--------------|-------------|-----------|-----------|
| Description   | General            | Special Revenue<br>Non-Grant | Special Revenue<br>Grant | Capital Projects | Debt Service | Proprietary | Fiduciary | TOTAL     |
| <b>REVENUES</b>   |                    |                              |                          |                  |              |             |           |           |
| State Financing Sources                                   |                    |                              |                          |                  |              |             |           | -         |
| Grants  |                    |                              |                          |                  |              |             |           | -         |
| Other Financing Sources                                   |                    |                              |                          |                  |              |             |           | -         |
| <b>TOTAL REVENUES</b>                                     | -                  | -                            | -                        | -                | -            | -           | -         | -         |
| <b>EXPENDITURES</b>                                       |                    |                              |                          |                  |              |             |           |           |
| Salaries  |                    |                              |                          |                  |              |             |           | -         |
| Staff Benefits  |                    |                              |                          |                  |              |             |           | -         |
| General Expense   |                    |                              |                          |                  |              |             |           | -         |
| Printing  |                    |                              |                          |                  |              |             |           | -         |
| Telecommunications  |                    |                              |                          |                  |              |             |           | -         |
| Postage   |                    |                              |                          |                  |              |             |           | -         |
| Insurance   |                    |                              |                          |                  |              |             |           | -         |
| Travel in State   |                    |                              |                          |                  |              |             |           | -         |
| Travel Out of State                                       |                    |                              |                          |                  |              |             |           | -         |
| Training  |                    |                              |                          |                  |              |             |           | -         |
| Security  |                    |                              |                          |                  |              |             |           | -         |
| Facilities Operations                                     |                    |                              |                          |                  |              |             |           | -         |
| Utilities   |                    |                              |                          |                  |              |             |           | -         |
| Contracted Services                                       |                    |                              |                          |                  |              |             |           | -         |
| Consulting and Professional Services<br>- County Provided |                    |                              |                          |                  |              |             |           | -         |
| Information Technology (IT)                               |                    |                              |                          |                  |              |             |           | -         |
| Major Equipment   |                    |                              |                          |                  |              |             |           | -         |
| Other Items of Expense                                    |                    |                              |                          |                  |              |             |           | -         |
| Juror Costs   |                    |                              |                          |                  |              |             |           | -         |
| Other   |                    |                              |                          |                  |              |             |           | -         |
| Debt Service  |                    |                              |                          |                  |              |             |           | -         |
| Court Construction  |                    |                              |                          |                  |              |             |           | -         |
| Distributed Administration &<br>Allocation                |                    |                              |                          |                  |              |             |           | -         |
| Prior Year Expense Adjustment                             |                    |                              |                          |                  |              |             |           | -         |
| <b>TOTAL EXPENDITURES</b>                                 | -                  | -                            | -                        | -                | -            | -           | -         | -         |
| Operating Transfers In (Out)                              |                    |                              |                          |                  |              |             |           | -         |
| <b>Fund Balance (Deficit)</b>                             |                    |                              |                          |                  |              |             |           |           |
| <b>Beginning Balance (Deficit)</b>                        | 713,769            | 118,925                      | 222,361                  | -                | -            | -           | -         | 1,055,056 |
| <b>Ending Balance (Deficit)</b>                           | 713,769            | 118,925                      | 222,361                  | -                | -            | -           | -         | 1,055,056 |

## Current detailed budget projection:

|   | Select Fiscal Year | FUNDS                        |                          |                  |              |             |           |           |
|---|--------------------|------------------------------|--------------------------|------------------|--------------|-------------|-----------|-----------|
| Description   | General            | Special Revenue<br>Non-Grant | Special Revenue<br>Grant | Capital Projects | Debt Service | Proprietary | Fiduciary | TOTAL     |
| <b>REVENUES</b>   |                    |                              |                          |                  |              |             |           |           |
| State Financing Sources                                   |                    |                              |                          |                  |              |             |           | -         |
| Grants  |                    |                              |                          |                  |              |             |           | -         |
| Other Financing Sources                                   |                    |                              |                          |                  |              |             |           | -         |
| <b>TOTAL REVENUES</b>                                     | -                  | -                            | -                        | -                | -            | -           | -         | -         |
| <b>EXPENDITURES</b>                                       |                    |                              |                          |                  |              |             |           |           |
| Salaries  |                    |                              |                          |                  |              |             |           | -         |
| Staff Benefits  |                    |                              |                          |                  |              |             |           | -         |
| General Expense   |                    |                              |                          |                  |              |             |           | -         |
| Printing  |                    |                              |                          |                  |              |             |           | -         |
| Telecommunications  |                    |                              |                          |                  |              |             |           | -         |
| Postage   |                    |                              |                          |                  |              |             |           | -         |
| Insurance   |                    |                              |                          |                  |              |             |           | -         |
| Travel in State   |                    |                              |                          |                  |              |             |           | -         |
| Travel Out of State                                       |                    |                              |                          |                  |              |             |           | -         |
| Training  |                    |                              |                          |                  |              |             |           | -         |
| Security  |                    |                              |                          |                  |              |             |           | -         |
| Facilities Operations                                     |                    |                              |                          |                  |              |             |           | -         |
| Utilities   |                    |                              |                          |                  |              |             |           | -         |
| Contracted Services                                       |                    |                              |                          |                  |              |             |           | -         |
| Consulting and Professional Services<br>- County Provided |                    |                              |                          |                  |              |             |           | -         |
| Information Technology (IT)                               |                    |                              |                          |                  |              |             |           | -         |
| Major Equipment   |                    |                              |                          |                  |              |             |           | -         |
| Other Items of Expense                                    |                    |                              |                          |                  |              |             |           | -         |
| Juror Costs   |                    |                              |                          |                  |              |             |           | -         |
| Other   |                    |                              |                          |                  |              |             |           | -         |
| Debt Service  |                    |                              |                          |                  |              |             |           | -         |
| Court Construction  |                    |                              |                          |                  |              |             |           | -         |
| Distributed Administration &<br>Allocation                |                    |                              |                          |                  |              |             |           | -         |
| Prior Year Expense Adjustment                             |                    |                              |                          |                  |              |             |           | -         |
| <b>TOTAL EXPENDITURES</b>                                 | -                  | -                            | -                        | -                | -            | -           | -         | -         |
| Operating Transfers In (Out)                              |                    |                              |                          |                  |              |             |           | -         |
| <b>Fund Balance (Deficit)</b>                             |                    |                              |                          |                  |              |             |           |           |
| <b>Beginning Balance (Deficit)</b>                        | 713,769            | 118,925                      | 222,361                  | -                | -            | -           | -         | 1,055,056 |
| <b>Ending Balance (Deficit)</b>                           | 713,769            | 118,925                      | 222,361                  | -                | -            | -           | -         | 1,055,056 |

## Current detailed budget projection:

|   | Select Fiscal Year | FUNDS                        |                          |                  |              |             |           |           |
|---|--------------------|------------------------------|--------------------------|------------------|--------------|-------------|-----------|-----------|
| Description   | General            | Special Revenue<br>Non-Grant | Special Revenue<br>Grant | Capital Projects | Debt Service | Proprietary | Fiduciary | TOTAL     |
| <b>REVENUES</b>   |                    |                              |                          |                  |              |             |           |           |
| State Financing Sources                                   |                    |                              |                          |                  |              |             |           | -         |
| Grants  |                    |                              |                          |                  |              |             |           | -         |
| Other Financing Sources                                   |                    |                              |                          |                  |              |             |           | -         |
| <b>TOTAL REVENUES</b>                                     | -                  | -                            | -                        | -                | -            | -           | -         | -         |
| <b>EXPENDITURES</b>                                       |                    |                              |                          |                  |              |             |           |           |
| Salaries  |                    |                              |                          |                  |              |             |           | -         |
| Staff Benefits  |                    |                              |                          |                  |              |             |           | -         |
| General Expense   |                    |                              |                          |                  |              |             |           | -         |
| Printing  |                    |                              |                          |                  |              |             |           | -         |
| Telecommunications  |                    |                              |                          |                  |              |             |           | -         |
| Postage   |                    |                              |                          |                  |              |             |           | -         |
| Insurance   |                    |                              |                          |                  |              |             |           | -         |
| Travel in State   |                    |                              |                          |                  |              |             |           | -         |
| Travel Out of State                                       |                    |                              |                          |                  |              |             |           | -         |
| Training  |                    |                              |                          |                  |              |             |           | -         |
| Security  |                    |                              |                          |                  |              |             |           | -         |
| Facilities Operations                                     |                    |                              |                          |                  |              |             |           | -         |
| Utilities   |                    |                              |                          |                  |              |             |           | -         |
| Contracted Services                                       |                    |                              |                          |                  |              |             |           | -         |
| Consulting and Professional Services<br>- County Provided |                    |                              |                          |                  |              |             |           | -         |
| Information Technology (IT)                               |                    |                              |                          |                  |              |             |           | -         |
| Major Equipment   |                    |                              |                          |                  |              |             |           | -         |
| Other Items of Expense                                    |                    |                              |                          |                  |              |             |           | -         |
| Juror Costs   |                    |                              |                          |                  |              |             |           | -         |
| Other   |                    |                              |                          |                  |              |             |           | -         |
| Debt Service  |                    |                              |                          |                  |              |             |           | -         |
| Court Construction  |                    |                              |                          |                  |              |             |           | -         |
| Distributed Administration &<br>Allocation                |                    |                              |                          |                  |              |             |           | -         |
| Prior Year Expense Adjustment                             |                    |                              |                          |                  |              |             |           | -         |
| <b>TOTAL EXPENDITURES</b>                                 | -                  | -                            | -                        | -                | -            | -           | -         | -         |
| Operating Transfers In (Out)                              |                    |                              |                          |                  |              |             |           | -         |
| <b>Fund Balance (Deficit)</b>                             |                    |                              |                          |                  |              |             |           |           |
| <b>Beginning Balance (Deficit)</b>                        | 713,769            | 118,925                      | 222,361                  | -                | -            | -           | -         | 1,055,056 |
| <b>Ending Balance (Deficit)</b>                           | 713,769            | 118,925                      | 222,361                  | -                | -            | -           | -         | 1,055,056 |



## Identification of all costs, by category and amount, needed to fully implement the project

| Expenses Category |  | Amount         |
|-------------------|--|----------------|
| GL Account        | Description  |                |
| 900000            | Salaries   |                |
| 910000            | Staff Benefits   |                |
| 920001            | General Expense  |                |
| 924000            | Printing   |                |
| 925000            | Telecommunications                                     |                |
| 926000            | Postage  |                |
| 928000            | Insurance  |                |
| 929000            | Travel in State  |                |
| 931000            | Travel Out of State                                    |                |
| 933000            | Training   |                |
| 934000            | Security   |                |
| 935000            | Facilities Operations                                  |                |
| 936000            | Utilities  |                |
| 938000            | Contracted Services                                    | 709,532        |
| 940000            | Consulting and Professional Services - County Provided |                |
| 943000            | Information Technology (IT)                            |                |
| 945000            | Major Equipment  |                |
| 950000            | Other Items of Expense                                 |                |
| 972000            | Other  |                |
| 973000            | Debt Service   |                |
| 983000            | Court Construction                                     |                |
| 990000            | Distributed Administration & Allocation                |                |
| <b>Total</b>      |  | <b>709,532</b> |

A specific funding and expenditure schedule identifying the amounts related to the proposal to be contributed and expended, by fiscal year

| Description        | FY 2021-22 ▼ | FY 2022-23 ▼ | FY 2023-24 ▼ | FY 2024-25 ▼ | Select Fiscal Year ▼ | Select Fiscal Year ▼ | Select Fiscal Year ▼ | Select Fiscal Year ▼ | Total   |
|--------------------|--------------|--------------|--------------|--------------|----------------------|----------------------|----------------------|----------------------|---------|
| Contribution       | 709,532      |              |              |              |                      |                      |                      |                      | 709,532 |
| Expenditures       |              | 60,000       | 474,766      | 174,766      |                      |                      |                      |                      | 709,532 |
| Cumulative Balance | 709,532      | 649,532      | 174,766      | -            | -                    | -                    | -                    | -                    | -       |

Original Request:

Amended request

[illegible]

Superior Court of California  
County of San Luis Obispo

Michael Powell  
Court Executive Officer

(805) 706-3625  
michael.powell@slo.courts.ca.gov



Courthouse Annex  
1035 Palm Street, Room 385  
San Luis Obispo, CA 93408  
www.slocourts.net

September 21, 2022

Subject: Application for TCTF Funds Held on Behalf of the Court

Please find attached the court's application for TCTF Funds Held on Behalf of the Court

The Superior Court of San Luis Obispo County is requesting that funds be held in excess of the 3% fund balance cap in FY 2021-22 totaling \$471,740. The court requests the use of these funds to accomplish three important one-time projects that, due to the high dollar value of each projects and the uncertain nature of annual budgeting, do not otherwise fit within the court's annual operating budget.

Please contact Geoff O'Quest, CFO of the San Luis Obispo Superior Court at 805-706-3628 or [geoff.oquest@slo.courts.ca.gov](mailto:geoff.oquest@slo.courts.ca.gov) with any questions.

Sincerely,

A handwritten signature in blue ink, appearing to read "Michael Powell".

Michael Powell  
Court Executive Officer  
Superior Court of California  
San Luis Obispo County

## APPLICATION FOR TCTF FUNDS HELD ON BEHALF OF THE COURT

Please check the type of request:

☒ **NEW REQUEST** *(Complete Section I, III, and IV only.)*

☐ **AMENDED REQUEST** *(Complete Sections I through IV.)*



### SECTION I: GENERAL INFORMATION

**SUPERIOR COURT:**

San Luis Obispo

**PERSON AUTHORIZING REQUEST** *(Presiding Judge or Court Executive Officer):*

Michael Powell, Court Executive Officer (CEO)

**CONTACT PERSON AND CONTACT INFO:**

Geoff O'Quest, CFO, 805/706-3628, geoff.oquest@slo.courts.ca.gov

**DATE OF SUBMISSION:**

9/21/2022

**TIME PERIOD COVERED BY THE REQUEST, INCLUDING CONTRIBUTION AND EXPENDITURE:**

FY 2021-22-23 THROUGH FY 2023-24

**REQUESTED AMOUNT:**

\$ 471,740

**REASON FOR REQUEST** *(Please briefly summarize the purpose for this request, including a brief description of the project/proposal. Use attachments if additional space is needed.):*

The San Luis Obispo Superior Court is requesting a total of \$471,740 for three projects.

**1. Renovation of Staff Workspaces:** \$296,595

The court will renovate its open office workspace in staff areas in the court's main courthouse in San Luis Obispo. The court's current modular workspace furniture is more than 20 years old and show wear and grime. New modular workspace furniture will be purchased and installed, and the old furniture will be removed.

**2. Courtroom Technology Upgrades:** \$121,740

The court will upgrade its current ad hoc Zoom court technology in its two largest courtrooms and make its hybrid online/in-person court capability permanent, reliable, and more seamless for court users both online and in person.

**3. Court Van Replacement:** \$53,405

The court will purchase a Ford transit van to replace the van the court was forced to retire due to age and maintenance issues. The court has been operating without a van since March 2021.

### SECTION II: AMENDED REQUEST CHANGES

**A. Identify sections and answers amended.** N/A

**B. Provide a summary of the changes to the request.** N/A

### SECTION III: TRIAL COURT OPERATIONS AND ACCESS TO JUSTICE

**A. Explain why the request does not fit within the court's annual operational budget process and the three-year encumbrance term.**

The court is requesting that funds be held in excess of the 3% fund balance cap in FY 2021-22 totaling \$471,740. This excess fund balance exists primarily as the result of the court receiving \$435,274 in unanticipated revenue for reimbursement of prisoner hearing expense incurred in FY 18-19, FY 19-20, and FY 20-21. A total of \$435,274 in reimbursement revenue for the three past years was not received until FY 2021-22, the contribution year of this request.

The court requests the use of these funds to accomplish three important one-time projects. Due to the high dollar value of each of these projects and the uncertain nature of annual budgeting, these projects do not otherwise fit within the court's annual operating budget.

### **SECTION III (continued): TRIAL COURT OPERATIONS AND ACCESS TO JUSTICE**

#### **B. How will the request enhance the efficiency and/or effectiveness of court operations, and/or increase the availability of court services and programs?**

1. **Renovation of Staff Workspaces:** New modular workspace furniture will increase flexibility in configuring workspace; improve staff morale; and improve communication and workflow, as the renovation will help enable the court to co-locate processing staff for all case types.
2. **Courtroom Technology Upgrades:** This project will convert the court's ad hoc Zoom court technology in its two largest courtrooms to a permanent, reliable, and more seamless system that will benefit court users both online and in person. The new system will save employee set up time and will require less reliance on IT staff, allowing court IT resources to focus on other value added work. The current system relies on a large monitor and a laptop on a media cart in the middle of the floor, with exposed cables. The current system is not integrated with the court's other technology, including the sound system.
3. **Court Van Replacement:** Purchase of a transit van will provide a vehicle capable of supporting day-to-day facilities management and IT operations, which often must move large or numerous items or pieces of equipment between court facilities around the county. The court has been operating without a van since March 2021. The court has only two other vehicles, both Ford Focus sedans.

#### **C. If a cost efficiency, please provide cost comparison (table template provided).**

The request is not anticipated to result in significant cost savings.

#### **D. Describe the consequences to the court's operations if the court request is not approved.**

1. **Without the Renovation of Staff Workspaces:** Court employees will continue to work out of cubicles that are over 20 years old and show wear and grime. Replacement parts and matching components are no longer available for the court's current modular furniture, and the electrical is showing its age. In 2019 a smoldering electrical fire in cubicle wiring caused the evacuation of the court.
2. **Without the Courtroom Technology Upgrades:** The court's two largest courtrooms will continue to get by using the same ad hoc Zoom court system created at the beginning of the COVID-19 pandemic in 2020. Courtroom staff will continue to rely heavily on daily IT support.
3. **Without the Court Van Replacement:** The court will continue to muddle through by reimbursing employees for use of personal vehicles, making multiple trips in the court's Ford Focus sedans instead of one, or renting a truck or van for larger jobs when necessary.

#### **E. Describe the consequences to the public and access to justice if the court request is not approved.**

1. **Without the Renovation of Staff Workspaces:** Court staff will be less efficient and effective in serving court users. Recruitment and retention of court staff will continue to be impacted by the staff workspace environment in the main courthouse, which impacts the court's ability to provide access to justice.
2. **Without the Courtroom Technology Upgrades:** The online and in-person court user experience will continue to be marked by routine delays and technical difficulties. The presence of a media cart and exposed cables in the courtroom will continue to present a potential trip hazard.
3. **Without the Courtroom Technology Upgrades:** The court will continue to employ less efficient and cost-effective methods of transport for routine movement of equipment and supplies between court facilities.

#### **F. What alternatives has the court identified if the request is not approved, and why is holding funding in the TCTF the preferred alternative?**

If the court's request is not approved, the court will attempt to fund the three projects out of unbudgeted savings in future years. This is less efficient as planning for the three proposed projects requires significant procurement lead time. Additionally, the excess fund balance requested to be held is the result of reimbursement revenue claimed by the court in three prior fiscal years which was not actually received until FY 2021-22.

#### **SECTION IV: FINANCIAL INFORMATION**

Please provide the following (*table template provided for each*):

**A. Three-year history of year-end fund balances, revenues, and expenditures**

See attached worksheet.

**B. Current detailed budget projections for the fiscal years the trial court would either be contributing to or receiving distributions from the TCTF fund balance held on the court's behalf**

See attached worksheet.

**C. Identification of all costs, by category and amount, needed to fully implement the project**

See attached worksheet.

**D. A specific funding and expenditure schedule identifying the amounts to be contributed and expended, by fiscal year**

See attached worksheet.

If a cost efficiency, please provide cost comparison

| Status Quo            |  | Select Fiscal Year ▼ | Select Fiscal Year ▼ | Select Fiscal Year ▼ | Select Fiscal Year ▼ |
|-----------------------|--|----------------------|----------------------|----------------------|----------------------|
| GL Account            | Description  | Amount               | Amount               | Amount               | Amount               |
| N/A                   | Dedicated Revenue Stream (if applicable)               |                      |                      |                      |                      |
|                       |  |                      |                      |                      |                      |
| 900000                | Salaries   |                      |                      |                      |                      |
| 910000                | Staff Benefits   |                      |                      |                      |                      |
| 920001                | General Expense  |                      |                      |                      |                      |
| 924000                | Printing   |                      |                      |                      |                      |
| 925000                | Telecommunications                                     |                      |                      |                      |                      |
| 926000                | Postage  |                      |                      |                      |                      |
| 928000                | Insurance  |                      |                      |                      |                      |
| 929000                | Travel in State  |                      |                      |                      |                      |
| 931000                | Travel Out of State                                    |                      |                      |                      |                      |
| 933000                | Training   |                      |                      |                      |                      |
| 934000                | Security   |                      |                      |                      |                      |
| 935000                | Facilities Operations                                  |                      |                      |                      |                      |
| 936000                | Utilities  |                      |                      |                      |                      |
| 938000                | Contracted Services                                    |                      |                      |                      |                      |
| 940000                | Consulting and Professional Services - County Provided |                      |                      |                      |                      |
| 943000                | Information Technology (IT)                            |                      |                      |                      |                      |
| 945000                | Major Equipment  |                      |                      |                      |                      |
| 950000                | Other Items of Expense                                 |                      |                      |                      |                      |
| 972000                | Other  |                      |                      |                      |                      |
| 973000                | Debt Service   |                      |                      |                      |                      |
| 983000                | Court Construction                                     |                      |                      |                      |                      |
| 990000                | Distributed Administration & Allocation                |                      |                      |                      |                      |
| Net Revenue (Expense) |  | -                    | -                    | -                    | -                    |

| Proposed Project      |  |        |        |        |        |
|-----------------------|--|--------|--------|--------|--------|
| GL Account            | Description  | Amount | Amount | Amount | Amount |
| N/A                   | Dedicated Revenue Stream (if applicable)               |        |        |        |        |
|                       |  |        |        |        |        |
| 900000                | Salaries   |        |        |        |        |
| 910000                | Staff Benefits   |        |        |        |        |
| 920001                | General Expense  |        |        |        |        |
| 924000                | Printing   |        |        |        |        |
| 925000                | Telecommunications                                     |        |        |        |        |
| 926000                | Postage  |        |        |        |        |
| 928000                | Insurance  |        |        |        |        |
| 929000                | Travel in State  |        |        |        |        |
| 931000                | Travel Out of State                                    |        |        |        |        |
| 933000                | Training   |        |        |        |        |
| 934000                | Security   |        |        |        |        |
| 935000                | Facilities Operations                                  |        |        |        |        |
| 936000                | Utilities  |        |        |        |        |
| 938000                | Contracted Services                                    |        |        |        |        |
| 940000                | Consulting and Professional Services - County Provided |        |        |        |        |
| 943000                | Information Technology (IT)                            |        |        |        |        |
| 945000                | Major Equipment  |        |        |        |        |
| 950000                | Other Items of Expense                                 |        |        |        |        |
| 972000                | Other  |        |        |        |        |
| 973000                | Debt Service   |        |        |        |        |
| 983000                | Court Construction                                     |        |        |        |        |
| 990000                | Distributed Administration & Allocation                |        |        |        |        |
| Net Revenue (Expense) |  | -      | -      | -      | -      |

|                         |   |   |  |   |
|-------------------------|---|---|--|---|
| Cumulative Cost Savings | - | - |  | - |
|-------------------------|---|---|--|---|



If a cost efficiency, please provide cost comparison

| Status Quo                   |  | Select Fiscal Year ▼ | Select Fiscal Year ▼ | Select Fiscal Year ▼ |
|------------------------------|--|----------------------|----------------------|----------------------|
| GL Account                   | Description  | Amount               | Amount               | Amount               |
| N/A                          | Dedicated Revenue Stream (if applicable)               |                      |                      |                      |
|                              |  |                      |                      |                      |
| 900000                       | Salaries   |                      |                      |                      |
| 910000                       | Staff Benefits   |                      |                      |                      |
| 920001                       | General Expense  |                      |                      |                      |
| 924000                       | Printing   |                      |                      |                      |
| 925000                       | Telecommunications                                     |                      |                      |                      |
| 926000                       | Postage  |                      |                      |                      |
| 928000                       | Insurance  |                      |                      |                      |
| 929000                       | Travel in State  |                      |                      |                      |
| 931000                       | Travel Out of State                                    |                      |                      |                      |
| 933000                       | Training   |                      |                      |                      |
| 934000                       | Security   |                      |                      |                      |
| 935000                       | Facilities Operations                                  |                      |                      |                      |
| 936000                       | Utilities  |                      |                      |                      |
| 938000                       | Contracted Services                                    |                      |                      |                      |
|                              | Consulting and Professional Services - County Provided |                      |                      |                      |
| 940000                       |  |                      |                      |                      |
| 943000                       | Information Technology (IT)                            |                      |                      |                      |
| 945000                       | Major Equipment  |                      |                      |                      |
| 950000                       | Other Items of Expense                                 |                      |                      |                      |
| 972000                       | Other  |                      |                      |                      |
| 973000                       | Debt Service   |                      |                      |                      |
| 983000                       | Court Construction                                     |                      |                      |                      |
| 990000                       | Distributed Administration & Allocation                |                      |                      |                      |
| <b>Net Revenue (Expense)</b> |  | -                    | -                    | -                    |

| Proposed Project             |  |        |        |        |
|------------------------------|--|--------|--------|--------|
| GL Account                   | Description  | Amount | Amount | Amount |
| N/A                          | Dedicated Revenue Stream (if applicable)               |        |        |        |
|                              |  |        |        |        |
| 900000                       | Salaries   |        |        |        |
| 910000                       | Staff Benefits   |        |        |        |
| 920001                       | General Expense  |        |        |        |
| 924000                       | Printing   |        |        |        |
| 925000                       | Telecommunications                                     |        |        |        |
| 926000                       | Postage  |        |        |        |
| 928000                       | Insurance  |        |        |        |
| 929000                       | Travel in State  |        |        |        |
| 931000                       | Travel Out of State                                    |        |        |        |
| 933000                       | Training   |        |        |        |
| 934000                       | Security   |        |        |        |
| 935000                       | Facilities Operations                                  |        |        |        |
| 936000                       | Utilities  |        |        |        |
| 938000                       | Contracted Services                                    |        |        |        |
|                              | Consulting and Professional Services - County Provided |        |        |        |
| 940000                       |  |        |        |        |
| 943000                       | Information Technology (IT)                            |        |        |        |
| 945000                       | Major Equipment  |        |        |        |
| 950000                       | Other Items of Expense                                 |        |        |        |
| 972000                       | Other  |        |        |        |
| 973000                       | Debt Service   |        |        |        |
| 983000                       | Court Construction                                     |        |        |        |
| 990000                       | Distributed Administration & Allocation                |        |        |        |
| <b>Net Revenue (Expense)</b> |  | -      | -      | -      |

|                                |   |  |  |
|--------------------------------|---|--|--|
| <b>Cumulative Cost Savings</b> | - |  |  |
|--------------------------------|---|--|--|

## Prior three-year history of year-end fund balances, revenues, and expenditures

| FY 2019-20 ▼                 | FUNDS            |                              |                          |                  |              |             |           |                   |
|------------------------------|------------------|------------------------------|--------------------------|------------------|--------------|-------------|-----------|-------------------|
| Description                  | General          | Special Revenue<br>Non-Grant | Special Revenue<br>Grant | Capital Projects | Debt Service | Proprietary | Fiduciary | TOTAL             |
| <b>Beginning Balance</b>     | <b>1,010,002</b> | <b>2,052,297</b>             | -                        |                  |              |             |           | <b>3,062,298</b>  |
| Revenues                     | 17,430,430       | 726,344                      | 276,582                  |                  |              |             |           | <b>18,433,357</b> |
| Expenditures                 | 17,833,906       | 596,636                      | 284,614                  |                  |              |             |           | <b>18,715,157</b> |
| Operating Transfers In (Out) | (36,641)         | 28,609                       | 8,032                    |                  |              |             |           | <b>0</b>          |
| <b>Ending Fund Balance</b>   | <b>569,885</b>   | <b>2,210,613</b>             | -                        | -                | -            | -           | -         | <b>2,780,498</b>  |

| FY 2020-21 ▼                 | FUNDS          |                              |                          |                  |              |             |           |                   |
|------------------------------|----------------|------------------------------|--------------------------|------------------|--------------|-------------|-----------|-------------------|
| Description                  | General        | Special Revenue<br>Non-Grant | Special Revenue<br>Grant | Capital Projects | Debt Service | Proprietary | Fiduciary | TOTAL             |
| <b>Beginning Balance</b>     | <b>569,885</b> | <b>2,210,613</b>             | -                        |                  |              |             |           | <b>2,780,498</b>  |
| Revenues                     | 16,659,252     | 765,144                      | 261,696                  |                  |              |             |           | <b>17,686,091</b> |
| Expenditures                 | 16,671,806     | 1,021,460                    | 267,870                  |                  |              |             |           | <b>17,961,135</b> |
| Operating Transfers In (Out) | (24,466)       | 18,292                       | 6,174                    |                  |              |             |           | <b>(0)</b>        |
| <b>Ending Fund Balance</b>   | <b>532,865</b> | <b>1,972,589</b>             | <b>(0)</b>               | -                | -            | -           | -         | <b>2,505,454</b>  |

| FY 2021-22 ▼                 | FUNDS            |                              |                          |                  |              |             |           |                   |
|------------------------------|------------------|------------------------------|--------------------------|------------------|--------------|-------------|-----------|-------------------|
| Description                  | General          | Special Revenue<br>Non-Grant | Special Revenue<br>Grant | Capital Projects | Debt Service | Proprietary | Fiduciary | TOTAL             |
| <b>Beginning Balance</b>     | <b>532,865</b>   | <b>1,972,589</b>             | -                        |                  |              |             |           | <b>2,505,454</b>  |
| Revenues                     | 19,516,014       | 989,089                      | 274,718                  |                  |              |             |           | <b>20,779,821</b> |
| Expenditures                 | 18,907,890       | 848,374                      | 274,718                  |                  |              |             |           | <b>20,030,982</b> |
| Operating Transfers In (Out) | (11,844)         | 11,844                       | -                        |                  |              |             |           | <b>-</b>          |
| <b>Ending Fund Balance</b>   | <b>1,129,146</b> | <b>2,125,147</b>             | -                        | -                | -            | -           | -         | <b>3,254,293</b>  |

Current detailed budget projections for the fiscal years the trial court would either be contributing to or receiving distributions from the TCTF fund balance held on the cc

|   | FY 2021-22        | FUNDS                        |                          |                  |              |             |           |                   |
|---|-------------------|------------------------------|--------------------------|------------------|--------------|-------------|-----------|-------------------|
| Description   | General           | Special Revenue<br>Non-Grant | Special Revenue<br>Grant | Capital Projects | Debt Service | Proprietary | Fiduciary | TOTAL             |
| <b>REVENUES</b>   |                   |                              |                          |                  |              |             |           |                   |
| State Financing Sources                                   | 18,651,282        | 335,775                      | -                        |                  |              |             |           | 18,987,057        |
| Grants  | -                 | -                            | 274,718                  |                  |              |             |           | 274,718           |
| Other Financing Sources                                   | 864,733           | 653,313                      | -                        |                  |              |             |           | 1,518,046         |
| <b>TOTAL REVENUES</b>                                     | <b>19,516,014</b> | <b>989,088</b>               | <b>274,718</b>           | <b>-</b>         | <b>-</b>     | <b>-</b>    | <b>-</b>  | <b>20,779,820</b> |
| <b>EXPENDITURES</b>                                       |                   |                              |                          |                  |              |             |           |                   |
| Salaries  | 10,033,910        | 21,648                       | 106,565                  |                  |              |             |           | 10,162,124        |
| Staff Benefits  | 6,159,619         | 25,364                       | 92,777                   |                  |              |             |           | 6,277,760         |
| General Expense   | 422,355           | 658                          | 107                      |                  |              |             |           | 423,120           |
| Printing  | 20,503            | -                            | -                        |                  |              |             |           | 20,503            |
| Telecommunications  | 176,038           | -                            | -                        |                  |              |             |           | 176,038           |
| Postage   | 43,081            | -                            | -                        |                  |              |             |           | 43,081            |
| Insurance   | 7,934             | -                            | -                        |                  |              |             |           | 7,934             |
| Travel in State   | 11,151            | -                            | -                        |                  |              |             |           | 11,151            |
| Travel Out of State                                       | 8,416             | -                            | -                        |                  |              |             |           | 8,416             |
| Training  | 13,439            | -                            | -                        |                  |              |             |           | 13,439            |
| Security  | 3,657             | 1,500                        | -                        |                  |              |             |           | 5,157             |
| Facilities Operations                                     | 29,941            | 88,970                       | -                        |                  |              |             |           | 118,911           |
| Utilities   | -                 | -                            | -                        |                  |              |             |           | -                 |
| Contracted Services                                       | 1,184,651         | 476,289                      | 35,401                   |                  |              |             |           | 1,696,342         |
| Consulting and Professional Services<br>- County Provided | 229,913           | 230,824                      | -                        |                  |              |             |           | 460,737           |
| Information Technology (IT)                               | 539,244           | 3,120                        | -                        |                  |              |             |           | 542,364           |
| Major Equipment   | 2,410             | -                            | -                        |                  |              |             |           | 2,410             |
| Other Items of Expense                                    | 2,103             | -                            | -                        |                  |              |             |           | 2,103             |
| Juror Costs   | 59,134            | -                            | -                        |                  |              |             |           | 59,134            |
| Other   | -                 | -                            | -                        |                  |              |             |           | -                 |
| Debt Service  | -                 | -                            | -                        |                  |              |             |           | -                 |
| Court Construction  | -                 | -                            | -                        |                  |              |             |           | -                 |
| Distributed Administration &<br>Allocation                | (39,868)          | -                            | 39,868                   |                  |              |             |           | -                 |
| Prior Year Expense Adjustment                             | 257               |                              |                          |                  |              |             |           | 257               |
| <b>TOTAL EXPENDITURES</b>                                 | <b>18,907,890</b> | <b>848,374</b>               | <b>274,718</b>           | <b>-</b>         | <b>-</b>     | <b>-</b>    | <b>-</b>  | <b>20,030,982</b> |
| Operating Transfers In (Out)                              | (11,844)          | 11,844                       | -                        |                  |              |             |           | -                 |
| <b>Fund Balance (Deficit)</b>                             |                   |                              |                          |                  |              |             |           |                   |
| <b>Beginning Balance (Deficit)</b>                        | <b>532,865</b>    | <b>1,972,589</b>             | <b>-</b>                 |                  |              |             |           | <b>2,505,454</b>  |
| <b>Ending Balance (Deficit)</b>                           | <b>1,129,147</b>  | <b>2,125,147</b>             | <b>(0)</b>               | <b>-</b>         | <b>-</b>     | <b>-</b>    | <b>-</b>  | <b>3,254,293</b>  |

## Current detailed budget projection on behalf of the Court

|  | FY 2022-23        |                           | FUNDS                 |                  |              |             |           |                   |
|--|-------------------|---------------------------|-----------------------|------------------|--------------|-------------|-----------|-------------------|
| Description  | General           | Special Revenue Non-Grant | Special Revenue Grant | Capital Projects | Debt Service | Proprietary | Fiduciary | TOTAL             |
| <b>REVENUES</b>  |                   |                           |                       |                  |              |             |           |                   |
| State Financing Sources                                | 20,594,701        | 370,000                   | -                     |                  |              |             |           | 20,964,701        |
| Grants   | -                 | -                         | 298,366               |                  |              |             |           | 298,366           |
| Other Financing Sources                                | 320,500           | 659,065                   | -                     |                  |              |             |           | 979,565           |
| <b>TOTAL REVENUES</b>                                  | <b>20,915,201</b> | <b>1,029,065</b>          | <b>298,366</b>        | <b>-</b>         | <b>-</b>     | <b>-</b>    | <b>-</b>  | <b>22,242,632</b> |
| <b>EXPENDITURES</b>                                    |                   |                           |                       |                  |              |             |           |                   |
| Salaries   | 11,333,863        | 22,954                    | 120,280               |                  |              |             |           | 11,477,098        |
| Staff Benefits   | 6,780,370         | 26,947                    | 102,086               |                  |              |             |           | 6,909,403         |
| General Expense  | 500,000           | 700                       | -                     |                  |              |             |           | 500,700           |
| Printing   | 22,000            | -                         | -                     |                  |              |             |           | 22,000            |
| Telecommunications                                     | 18,000            | -                         | -                     |                  |              |             |           | 18,000            |
| Postage  | 45,000            | -                         | -                     |                  |              |             |           | 45,000            |
| Insurance  | 8,000             | -                         | -                     |                  |              |             |           | 8,000             |
| Travel in State  | 10,000            | -                         | -                     |                  |              |             |           | 10,000            |
| Travel Out of State                                    | 10,000            | -                         | -                     |                  |              |             |           | 10,000            |
| Training   | 15,000            | -                         | -                     |                  |              |             |           | 15,000            |
| Security   | 4,000             | 1,500                     | -                     |                  |              |             |           | 5,500             |
| Facilities Operations                                  | -                 | 90,000                    | -                     |                  |              |             |           | 90,000            |
| Utilities  | -                 | -                         | -                     |                  |              |             |           | -                 |
| Contracted Services                                    | 1,268,800         | 500,000                   | 36,000                |                  |              |             |           | 1,804,800         |
| Consulting and Professional Services - County Provided | 300,000           | 230,000                   | -                     |                  |              |             |           | 530,000           |
| Information Technology (IT)                            | 552,862           | -                         | -                     |                  |              |             |           | 552,862           |
| Major Equipment  | -                 | -                         | -                     |                  |              |             |           | -                 |
| Other Items of Expense                                 | -                 | -                         | -                     |                  |              |             |           | -                 |
| Juror Costs  | 60,000            | -                         | -                     |                  |              |             |           | 60,000            |
| Other  | -                 | -                         | -                     |                  |              |             |           | -                 |
| Debt Service   | -                 | -                         | -                     |                  |              |             |           | -                 |
| Court Construction                                     | -                 | -                         | -                     |                  |              |             |           | -                 |
| Distributed Administration & Allocation                | (40,000)          | -                         | 40,000                |                  |              |             |           | -                 |
| Prior Year Expense Adjustment                          |                   |                           |                       |                  |              |             |           | -                 |
| <b>TOTAL EXPENDITURES</b>                              | <b>20,887,895</b> | <b>872,101</b>            | <b>298,366</b>        | <b>-</b>         | <b>-</b>     | <b>-</b>    | <b>-</b>  | <b>22,058,362</b> |
| Operating Transfers In (Out)                           | (12,000)          | 12,000                    | -                     |                  |              |             |           | -                 |
| <b>Fund Balance (Deficit)</b>                          |                   |                           |                       |                  |              |             |           |                   |
| Beginning Balance (Deficit)                            | 1,129,147         | 2,125,147                 | (0)                   | -                | -            | -           | -         | 3,254,293         |
| Ending Balance (Deficit)                               | 1,144,452         | 2,294,111                 | (0)                   | -                | -            | -           | -         | 3,438,563         |

## Current detailed budget projection:

|   | FY 2023-24        |                           | FUNDS                 |                  |              |             |           |                   |
|---|-------------------|---------------------------|-----------------------|------------------|--------------|-------------|-----------|-------------------|
| Description   | General           | Special Revenue Non-Grant | Special Revenue Grant | Capital Projects | Debt Service | Proprietary | Fiduciary | TOTAL             |
| <b>REVENUES</b>   |                   |                           |                       |                  |              |             |           |                   |
| State Financing Sources                                   | 21,418,489        | 384,800                   |                       |                  |              |             |           | 21,803,289        |
| Grants  | -                 | -                         | 310,301               |                  |              |             |           | 310,301           |
| Other Financing Sources                                   | 300,000           | 685,428                   |                       |                  |              |             |           | 985,428           |
| <b>TOTAL REVENUES</b>                                     | <b>21,718,489</b> | <b>1,070,228</b>          | <b>310,301</b>        | -                | -            | -           | -         | <b>23,099,017</b> |
| <b>EXPENDITURES</b>                                       |                   |                           |                       |                  |              |             |           |                   |
| Salaries  | 11,900,556        | 23,872                    | 125,091               |                  |              |             |           | 12,049,520        |
| Staff Benefits  | 7,119,388         | 28,025                    | 106,170               |                  |              |             |           | 7,253,583         |
| General Expense   | 520,000           | 750                       | -                     |                  |              |             |           | 520,750           |
| Printing  | 22,880            | -                         | -                     |                  |              |             |           | 22,880            |
| Telecommunications  | 18,720            | -                         | -                     |                  |              |             |           | 18,720            |
| Postage   | 46,800            | -                         | -                     |                  |              |             |           | 46,800            |
| Insurance   | 8,320             | -                         | -                     |                  |              |             |           | 8,320             |
| Travel in State   | 10,400            | -                         | -                     |                  |              |             |           | 10,400            |
| Travel Out of State                                       | 10,400            | -                         | -                     |                  |              |             |           | 10,400            |
| Training  | 15,600            | -                         | -                     |                  |              |             |           | 15,600            |
| Security  | 4,160             | 1,560                     | -                     |                  |              |             |           | 5,720             |
| Facilities Operations                                     | -                 | 93,600                    | -                     |                  |              |             |           | 93,600            |
| Utilities   | -                 | -                         | -                     |                  |              |             |           | -                 |
| Contracted Services                                       | 1,319,552         | 520,000                   | 37,039                |                  |              |             |           | 1,876,591         |
| Consulting and Professional Services<br>- County Provided | 320,000           | 240,000                   | -                     |                  |              |             |           | 560,000           |
| Information Technology (IT)                               | 600,000           | -                         | -                     |                  |              |             |           | 600,000           |
| Major Equipment   | -                 | -                         | -                     |                  |              |             |           | -                 |
| Other Items of Expense                                    | -                 | -                         | -                     |                  |              |             |           | -                 |
| Juror Costs   | 62,400            | -                         | -                     |                  |              |             |           | 62,400            |
| Other   | -                 | -                         | -                     |                  |              |             |           | -                 |
| Debt Service  | -                 | -                         | -                     |                  |              |             |           | -                 |
| Court Construction  | -                 | -                         | -                     |                  |              |             |           | -                 |
| Distributed Administration &<br>Allocation                | (42,000)          | -                         | 42,000                |                  |              |             |           | -                 |
| Prior Year Expense Adjustment                             |                   |                           |                       |                  |              |             |           | -                 |
| <b>TOTAL EXPENDITURES</b>                                 | <b>21,937,177</b> | <b>907,807</b>            | <b>310,300</b>        | -                | -            | -           | -         | <b>23,155,284</b> |
| Operating Transfers In (Out)                              |                   |                           |                       |                  |              |             |           | -                 |
| <b>Fund Balance (Deficit)</b>                             |                   |                           |                       |                  |              |             |           |                   |
| Beginning Balance (Deficit)                               | 1,144,452         | 2,294,111                 | (0)                   | -                | -            | -           | -         | 3,438,563         |
| Ending Balance (Deficit)                                  | 925,764           | 2,456,532                 | 0                     | -                | -            | -           | -         | 3,382,296         |

## Current detailed budget projection:

|   | Select Fiscal Year | FUNDS                        |                          |                  |              |             |           |           |
|---|--------------------|------------------------------|--------------------------|------------------|--------------|-------------|-----------|-----------|
| Description   | General            | Special Revenue<br>Non-Grant | Special Revenue<br>Grant | Capital Projects | Debt Service | Proprietary | Fiduciary | TOTAL     |
| <b>REVENUES</b>   |                    |                              |                          |                  |              |             |           |           |
| State Financing Sources                                   |                    |                              |                          |                  |              |             |           | -         |
| Grants  |                    |                              |                          |                  |              |             |           | -         |
| Other Financing Sources                                   |                    |                              |                          |                  |              |             |           | -         |
| <b>TOTAL REVENUES</b>                                     | -                  | -                            | -                        | -                | -            | -           | -         | -         |
| <b>EXPENDITURES</b>                                       |                    |                              |                          |                  |              |             |           |           |
| Salaries  |                    |                              |                          |                  |              |             |           | -         |
| Staff Benefits  |                    |                              |                          |                  |              |             |           | -         |
| General Expense   |                    |                              |                          |                  |              |             |           | -         |
| Printing  |                    |                              |                          |                  |              |             |           | -         |
| Telecommunications  |                    |                              |                          |                  |              |             |           | -         |
| Postage   |                    |                              |                          |                  |              |             |           | -         |
| Insurance   |                    |                              |                          |                  |              |             |           | -         |
| Travel in State   |                    |                              |                          |                  |              |             |           | -         |
| Travel Out of State                                       |                    |                              |                          |                  |              |             |           | -         |
| Training  |                    |                              |                          |                  |              |             |           | -         |
| Security  |                    |                              |                          |                  |              |             |           | -         |
| Facilities Operations                                     |                    |                              |                          |                  |              |             |           | -         |
| Utilities   |                    |                              |                          |                  |              |             |           | -         |
| Contracted Services                                       |                    |                              |                          |                  |              |             |           | -         |
| Consulting and Professional Services<br>- County Provided |                    |                              |                          |                  |              |             |           | -         |
| Information Technology (IT)                               |                    |                              |                          |                  |              |             |           | -         |
| Major Equipment   |                    |                              |                          |                  |              |             |           | -         |
| Other Items of Expense                                    |                    |                              |                          |                  |              |             |           | -         |
| Juror Costs   |                    |                              |                          |                  |              |             |           | -         |
| Other   |                    |                              |                          |                  |              |             |           | -         |
| Debt Service  |                    |                              |                          |                  |              |             |           | -         |
| Court Construction  |                    |                              |                          |                  |              |             |           | -         |
| Distributed Administration &<br>Allocation                |                    |                              |                          |                  |              |             |           | -         |
| Prior Year Expense Adjustment                             |                    |                              |                          |                  |              |             |           | -         |
| <b>TOTAL EXPENDITURES</b>                                 | -                  | -                            | -                        | -                | -            | -           | -         | -         |
| Operating Transfers In (Out)                              |                    |                              |                          |                  |              |             |           | -         |
| <b>Fund Balance (Deficit)</b>                             |                    |                              |                          |                  |              |             |           |           |
| <b>Beginning Balance (Deficit)</b>                        | 925,764            | 2,456,532                    | 0                        | -                | -            | -           | -         | 3,382,296 |
| <b>Ending Balance (Deficit)</b>                           | 925,764            | 2,456,532                    | 0                        | -                | -            | -           | -         | 3,382,296 |

## Current detailed budget projection:

|   | Select Fiscal Year | FUNDS                        |                          |                  |              |             |           |           |
|---|--------------------|------------------------------|--------------------------|------------------|--------------|-------------|-----------|-----------|
| Description   | General            | Special Revenue<br>Non-Grant | Special Revenue<br>Grant | Capital Projects | Debt Service | Proprietary | Fiduciary | TOTAL     |
| <b>REVENUES</b>   |                    |                              |                          |                  |              |             |           |           |
| State Financing Sources                                   |                    |                              |                          |                  |              |             |           | -         |
| Grants  |                    |                              |                          |                  |              |             |           | -         |
| Other Financing Sources                                   |                    |                              |                          |                  |              |             |           | -         |
| <b>TOTAL REVENUES</b>                                     | -                  | -                            | -                        | -                | -            | -           | -         | -         |
| <b>EXPENDITURES</b>                                       |                    |                              |                          |                  |              |             |           |           |
| Salaries  |                    |                              |                          |                  |              |             |           | -         |
| Staff Benefits  |                    |                              |                          |                  |              |             |           | -         |
| General Expense   |                    |                              |                          |                  |              |             |           | -         |
| Printing  |                    |                              |                          |                  |              |             |           | -         |
| Telecommunications  |                    |                              |                          |                  |              |             |           | -         |
| Postage   |                    |                              |                          |                  |              |             |           | -         |
| Insurance   |                    |                              |                          |                  |              |             |           | -         |
| Travel in State   |                    |                              |                          |                  |              |             |           | -         |
| Travel Out of State                                       |                    |                              |                          |                  |              |             |           | -         |
| Training  |                    |                              |                          |                  |              |             |           | -         |
| Security  |                    |                              |                          |                  |              |             |           | -         |
| Facilities Operations                                     |                    |                              |                          |                  |              |             |           | -         |
| Utilities   |                    |                              |                          |                  |              |             |           | -         |
| Contracted Services                                       |                    |                              |                          |                  |              |             |           | -         |
| Consulting and Professional Services<br>- County Provided |                    |                              |                          |                  |              |             |           | -         |
| Information Technology (IT)                               |                    |                              |                          |                  |              |             |           | -         |
| Major Equipment   |                    |                              |                          |                  |              |             |           | -         |
| Other Items of Expense                                    |                    |                              |                          |                  |              |             |           | -         |
| Juror Costs   |                    |                              |                          |                  |              |             |           | -         |
| Other   |                    |                              |                          |                  |              |             |           | -         |
| Debt Service  |                    |                              |                          |                  |              |             |           | -         |
| Court Construction  |                    |                              |                          |                  |              |             |           | -         |
| Distributed Administration &<br>Allocation                |                    |                              |                          |                  |              |             |           | -         |
| Prior Year Expense Adjustment                             |                    |                              |                          |                  |              |             |           | -         |
| <b>TOTAL EXPENDITURES</b>                                 | -                  | -                            | -                        | -                | -            | -           | -         | -         |
| Operating Transfers In (Out)                              |                    |                              |                          |                  |              |             |           | -         |
| <b>Fund Balance (Deficit)</b>                             |                    |                              |                          |                  |              |             |           |           |
| <b>Beginning Balance (Deficit)</b>                        | 925,764            | 2,456,532                    | 0                        | -                | -            | -           | -         | 3,382,296 |
| <b>Ending Balance (Deficit)</b>                           | 925,764            | 2,456,532                    | 0                        | -                | -            | -           | -         | 3,382,296 |

## Current detailed budget projection:

|   | Select Fiscal Year ▼ | FUNDS                     |                       |                  |              |             |           |           |
|---|----------------------|---------------------------|-----------------------|------------------|--------------|-------------|-----------|-----------|
| Description   | General              | Special Revenue Non-Grant | Special Revenue Grant | Capital Projects | Debt Service | Proprietary | Fiduciary | TOTAL     |
| <b>REVENUES</b>   |                      |                           |                       |                  |              |             |           |           |
| State Financing Sources                                   |                      |                           |                       |                  |              |             |           | -         |
| Grants  |                      |                           |                       |                  |              |             |           | -         |
| Other Financing Sources                                   |                      |                           |                       |                  |              |             |           | -         |
| <b>TOTAL REVENUES</b>                                     | -                    | -                         | -                     | -                | -            | -           | -         | -         |
| <b>EXPENDITURES</b>                                       |                      |                           |                       |                  |              |             |           |           |
| Salaries  |                      |                           |                       |                  |              |             |           | -         |
| Staff Benefits  |                      |                           |                       |                  |              |             |           | -         |
| General Expense   |                      |                           |                       |                  |              |             |           | -         |
| Printing  |                      |                           |                       |                  |              |             |           | -         |
| Telecommunications  |                      |                           |                       |                  |              |             |           | -         |
| Postage   |                      |                           |                       |                  |              |             |           | -         |
| Insurance   |                      |                           |                       |                  |              |             |           | -         |
| Travel in State   |                      |                           |                       |                  |              |             |           | -         |
| Travel Out of State                                       |                      |                           |                       |                  |              |             |           | -         |
| Training  |                      |                           |                       |                  |              |             |           | -         |
| Security  |                      |                           |                       |                  |              |             |           | -         |
| Facilities Operations                                     |                      |                           |                       |                  |              |             |           | -         |
| Utilities   |                      |                           |                       |                  |              |             |           | -         |
| Contracted Services                                       |                      |                           |                       |                  |              |             |           | -         |
| Consulting and Professional Services<br>- County Provided |                      |                           |                       |                  |              |             |           | -         |
| Information Technology (IT)                               |                      |                           |                       |                  |              |             |           | -         |
| Major Equipment   |                      |                           |                       |                  |              |             |           | -         |
| Other Items of Expense                                    |                      |                           |                       |                  |              |             |           | -         |
| Juror Costs   |                      |                           |                       |                  |              |             |           | -         |
| Other   |                      |                           |                       |                  |              |             |           | -         |
| Debt Service  |                      |                           |                       |                  |              |             |           | -         |
| Court Construction  |                      |                           |                       |                  |              |             |           | -         |
| Distributed Administration &<br>Allocation                |                      |                           |                       |                  |              |             |           | -         |
| Prior Year Expense Adjustment                             |                      |                           |                       |                  |              |             |           | -         |
| <b>TOTAL EXPENDITURES</b>                                 | -                    | -                         | -                     | -                | -            | -           | -         | -         |
| Operating Transfers In (Out)                              |                      |                           |                       |                  |              |             |           | -         |
| <b>Fund Balance (Deficit)</b>                             |                      |                           |                       |                  |              |             |           |           |
| <b>Beginning Balance (Deficit)</b>                        | 925,764              | 2,456,532                 | 0                     | -                | -            | -           | -         | 3,382,296 |
| <b>Ending Balance (Deficit)</b>                           | 925,764              | 2,456,532                 | 0                     | -                | -            | -           | -         | 3,382,296 |



## Current detailed budget projection:

|   | Select Fiscal Year ▼ | FUNDS                     |                       |                  |              |             |           |           |
|---|----------------------|---------------------------|-----------------------|------------------|--------------|-------------|-----------|-----------|
| Description   | General              | Special Revenue Non-Grant | Special Revenue Grant | Capital Projects | Debt Service | Proprietary | Fiduciary | TOTAL     |
| <b>REVENUES</b>   |                      |                           |                       |                  |              |             |           |           |
| State Financing Sources                                   |                      |                           |                       |                  |              |             |           | -         |
| Grants  |                      |                           |                       |                  |              |             |           | -         |
| Other Financing Sources                                   |                      |                           |                       |                  |              |             |           | -         |
| <b>TOTAL REVENUES</b>                                     | -                    | -                         | -                     | -                | -            | -           | -         | -         |
| <b>EXPENDITURES</b>                                       |                      |                           |                       |                  |              |             |           |           |
| Salaries  |                      |                           |                       |                  |              |             |           | -         |
| Staff Benefits  |                      |                           |                       |                  |              |             |           | -         |
| General Expense   |                      |                           |                       |                  |              |             |           | -         |
| Printing  |                      |                           |                       |                  |              |             |           | -         |
| Telecommunications  |                      |                           |                       |                  |              |             |           | -         |
| Postage   |                      |                           |                       |                  |              |             |           | -         |
| Insurance   |                      |                           |                       |                  |              |             |           | -         |
| Travel in State   |                      |                           |                       |                  |              |             |           | -         |
| Travel Out of State                                       |                      |                           |                       |                  |              |             |           | -         |
| Training  |                      |                           |                       |                  |              |             |           | -         |
| Security  |                      |                           |                       |                  |              |             |           | -         |
| Facilities Operations                                     |                      |                           |                       |                  |              |             |           | -         |
| Utilities   |                      |                           |                       |                  |              |             |           | -         |
| Contracted Services                                       |                      |                           |                       |                  |              |             |           | -         |
| Consulting and Professional Services<br>- County Provided |                      |                           |                       |                  |              |             |           | -         |
| Information Technology (IT)                               |                      |                           |                       |                  |              |             |           | -         |
| Major Equipment   |                      |                           |                       |                  |              |             |           | -         |
| Other Items of Expense                                    |                      |                           |                       |                  |              |             |           | -         |
| Juror Costs   |                      |                           |                       |                  |              |             |           | -         |
| Other   |                      |                           |                       |                  |              |             |           | -         |
| Debt Service  |                      |                           |                       |                  |              |             |           | -         |
| Court Construction  |                      |                           |                       |                  |              |             |           | -         |
| Distributed Administration &<br>Allocation                |                      |                           |                       |                  |              |             |           | -         |
| Prior Year Expense Adjustment                             |                      |                           |                       |                  |              |             |           | -         |
| <b>TOTAL EXPENDITURES</b>                                 | -                    | -                         | -                     | -                | -            | -           | -         | -         |
| Operating Transfers In (Out)                              |                      |                           |                       |                  |              |             |           | -         |
| <b>Fund Balance (Deficit)</b>                             |                      |                           |                       |                  |              |             |           |           |
| <b>Beginning Balance (Deficit)</b>                        | 925,764              | 2,456,532                 | 0                     | -                | -            | -           | -         | 3,382,296 |
| <b>Ending Balance (Deficit)</b>                           | 925,764              | 2,456,532                 | 0                     | -                | -            | -           | -         | 3,382,296 |

## Current detailed budget projection:

|   | Select Fiscal Year | FUNDS                        |                          |                  |              |             |           |           |
|---|--------------------|------------------------------|--------------------------|------------------|--------------|-------------|-----------|-----------|
| Description   | General            | Special Revenue<br>Non-Grant | Special Revenue<br>Grant | Capital Projects | Debt Service | Proprietary | Fiduciary | TOTAL     |
| <b>REVENUES</b>   |                    |                              |                          |                  |              |             |           |           |
| State Financing Sources                                   |                    |                              |                          |                  |              |             |           | -         |
| Grants  |                    |                              |                          |                  |              |             |           | -         |
| Other Financing Sources                                   |                    |                              |                          |                  |              |             |           | -         |
| <b>TOTAL REVENUES</b>                                     | -                  | -                            | -                        | -                | -            | -           | -         | -         |
| <b>EXPENDITURES</b>                                       |                    |                              |                          |                  |              |             |           |           |
| Salaries  |                    |                              |                          |                  |              |             |           | -         |
| Staff Benefits  |                    |                              |                          |                  |              |             |           | -         |
| General Expense   |                    |                              |                          |                  |              |             |           | -         |
| Printing  |                    |                              |                          |                  |              |             |           | -         |
| Telecommunications  |                    |                              |                          |                  |              |             |           | -         |
| Postage   |                    |                              |                          |                  |              |             |           | -         |
| Insurance   |                    |                              |                          |                  |              |             |           | -         |
| Travel in State   |                    |                              |                          |                  |              |             |           | -         |
| Travel Out of State                                       |                    |                              |                          |                  |              |             |           | -         |
| Training  |                    |                              |                          |                  |              |             |           | -         |
| Security  |                    |                              |                          |                  |              |             |           | -         |
| Facilities Operations                                     |                    |                              |                          |                  |              |             |           | -         |
| Utilities   |                    |                              |                          |                  |              |             |           | -         |
| Contracted Services                                       |                    |                              |                          |                  |              |             |           | -         |
| Consulting and Professional Services<br>- County Provided |                    |                              |                          |                  |              |             |           | -         |
| Information Technology (IT)                               |                    |                              |                          |                  |              |             |           | -         |
| Major Equipment   |                    |                              |                          |                  |              |             |           | -         |
| Other Items of Expense                                    |                    |                              |                          |                  |              |             |           | -         |
| Juror Costs   |                    |                              |                          |                  |              |             |           | -         |
| Other   |                    |                              |                          |                  |              |             |           | -         |
| Debt Service  |                    |                              |                          |                  |              |             |           | -         |
| Court Construction  |                    |                              |                          |                  |              |             |           | -         |
| Distributed Administration &<br>Allocation                |                    |                              |                          |                  |              |             |           | -         |
| Prior Year Expense Adjustment                             |                    |                              |                          |                  |              |             |           | -         |
| <b>TOTAL EXPENDITURES</b>                                 | -                  | -                            | -                        | -                | -            | -           | -         | -         |
| Operating Transfers In (Out)                              |                    |                              |                          |                  |              |             |           | -         |
| <b>Fund Balance (Deficit)</b>                             |                    |                              |                          |                  |              |             |           |           |
| <b>Beginning Balance (Deficit)</b>                        | 925,764            | 2,456,532                    | 0                        | -                | -            | -           | -         | 3,382,296 |
| <b>Ending Balance (Deficit)</b>                           | 925,764            | 2,456,532                    | 0                        | -                | -            | -           | -         | 3,382,296 |

# Application for TCTF Funds Held on Behalf of the Court

Sec. IV.C

Identification of all costs, by category and amount, needed to fully implement the project

| Expenses Category |  | Amount         |
|-------------------|--|----------------|
| GL Account        | Description  |                |
| 900000            | Salaries   |                |
| 910000            | Staff Benefits   |                |
| 920001            | General Expense  |                |
| 922605            | Modular Furniture (Minor Equipment)                    | 256,595        |
| 924000            | Printing   |                |
| 925000            | Telecommunications                                     |                |
| 926000            | Postage  |                |
| 928000            | Insurance  |                |
| 929000            | Travel in State  |                |
| 931000            | Travel Out of State                                    |                |
| 933000            | Training   |                |
| 934000            | Security   |                |
| 935000            | Facilities Operations                                  |                |
| 936000            | Utilities  |                |
| 938000            | Contracted Services                                    |                |
| 940000            | Consulting and Professional Services - County Provided |                |
| 943000            | Information Technology (IT)                            |                |
| 945000            | Major Equipment  |                |
| 945205            | Purchase of Court Vehicle                              | 53,405         |
| 945206            | Modular Furniture (Major Equipment)                    | 40,000         |
| 945208            | Equipment Systems                                      | 121,740        |
| 950000            | Other Items of Expense                                 |                |
| 972000            | Other  |                |
| 973000            | Debt Service   |                |
| 983000            | Court Construction                                     |                |
| 990000            | Distributed Administration & Allocation                |                |
| <b>Total</b>      |  | <b>471,740</b> |

A specific funding and expenditure schedule identifying the amounts related to the proposal to be contributed and expended, by fiscal year

**PROJECT #1 - Staff workspace renovation**

| Description               | FY 2021-22     | FY 2022-23     | FY 2023-24 | Select Fiscal Year | Select Fiscal Year | Select Fiscal Year | Select Fiscal Year | Select Fiscal Year | ▼ Total |
|---------------------------|----------------|----------------|------------|--------------------|--------------------|--------------------|--------------------|--------------------|---------|
| Contribution              | 296,595        | -              | -          | -                  |                    |                    |                    |                    | 296,595 |
| Expenditures              | -              | 50,000         | 246,595    | -                  |                    |                    |                    |                    | 296,595 |
| <b>Cumulative Balance</b> | <b>296,595</b> | <b>246,595</b> | -          | -                  | -                  | -                  | -                  | -                  | -       |

**PROJECT #2 - Courtroom technology upgrade**

| Description               | FY 2021-22     | FY 2022-23     | FY 2022-23 | Select Fiscal Year | Select Fiscal Year | Select Fiscal Year | Select Fiscal Year | Select Fiscal Year | ▼ Total |
|---------------------------|----------------|----------------|------------|--------------------|--------------------|--------------------|--------------------|--------------------|---------|
| Contribution              | 121,740        | -              | -          |                    |                    |                    |                    |                    | 121,740 |
| Expenditures              | -              | -              | 121,740    |                    |                    |                    |                    |                    | 121,740 |
| <b>Cumulative Balance</b> | <b>121,740</b> | <b>121,740</b> | -          | -                  | -                  | -                  | -                  | -                  | -       |

**PROJECT #3 - Court van replacement**

| Description               | FY 2021-22    | FY 2022-23 | FY 2023-24 | Select Fiscal Year | Select Fiscal Year | Select Fiscal Year | Select Fiscal Year | Select Fiscal Year | ▼ Total |
|---------------------------|---------------|------------|------------|--------------------|--------------------|--------------------|--------------------|--------------------|---------|
| Contribution              | 53,405        | -          |            |                    |                    |                    |                    |                    | 53,405  |
| Expenditures              | -             | 53,405     |            |                    |                    |                    |                    |                    | 53,405  |
| <b>Cumulative Balance</b> | <b>53,405</b> | -          | -          | -                  | -                  | -                  | -                  | -                  | -       |

**TOTAL, ALL PROJECTS**

| Description               | FY 2021-22     | FY 2022-23     | FY 2023-24 | Select Fiscal Year | Select Fiscal Year | Select Fiscal Year | Select Fiscal Year | Select Fiscal Year | ▼ Total |
|---------------------------|----------------|----------------|------------|--------------------|--------------------|--------------------|--------------------|--------------------|---------|
| Contribution              | 471,740        | -              | -          | -                  | -                  |                    |                    |                    | 471,740 |
| Expenditures              | -              | 103,405        | 368,335    | -                  | -                  |                    |                    |                    | 471,740 |
| <b>Cumulative Balance</b> | <b>471,740</b> | <b>368,335</b> | -          | -                  | -                  | -                  | -                  | -                  | -       |



## Summary of Requests for Trial Court Trust Fund Funds to be Held on Behalf of the Court (Amended Requests)

Table 2: Amended Requests for Judicial Council Consideration at its January 20, 2023 Business Meeting

| Court  | Does Request Change \$\$ | If Yes - \$\$ Change +/- | Current Approved Requests by Fiscal Year |           |              |            |              |           | Total Request | Amended Requests by Fiscal Year |              |            | Total Request | Category   | High-Level Summary                      |
|--|--------------------------|--------------------------|--|-----------|--------------|------------|--------------|-----------|---------------|---------------------------------|--------------|------------|---------------|------------|---|
|  |                          |                          | 2015-16                                  | 2016-17   | 2017-18      | 2018-19    | 2019-20      | 2020-21   |               | 2022-23                         | 2023-24      | 2024-25    |               |            |   |
| Kern   | No                       | \$ -                     | \$ 676,688                               |           |              |            | \$ 1,152,436 |           | \$ 1,829,124  |                                 | \$ 1,829,124 |            | \$ 1,829,124  | IT         | CMS Project                             |
| Mono   | Yes                      | 40,000                   |  | 40,000    |              | 127,532    |              |           | 167,532       |                                 |              | 207,532    | 207,532       | Facilities | Audio visual                            |
| Mono   | No                       | -                        |  |           |              |            | 105,000      |           | 105,000       | 45,000                          | 30,000       | 30,000     | 105,000       | IT         | CMS interfacing                         |
| Mono   | Yes                      | 35,000                   |  |           |              |            | 35,000       |           | 35,000        | 35,000                          | 35,000       |            | 70,000        | IT         | Digitize files                          |
| Mono   | Yes                      | 10,000                   |  |           | 40,000       | 20,000     |              |           | 60,000        |                                 | 70,000       |            | 70,000        | Facilities | Vehicle                                 |
| Monterey   | Yes                      | 107,953                  |  |           |              |            | 221,493      |           | 221,493       |                                 | 329,446      |            | 329,446       | IT         | Computer system sharing and maintenance |
| Monterey   | Yes                      | 50,000                   |  |           |              |            | 169,454      | 77,641    | 247,095       | 297,095                         |              |            | 297,095       | Facilities | Landscaping and parking lot repairs     |
| San Mateo  | Yes                      | 300,000                  |  |           | 208,123      | 12,867     | 134,983      | 4,942     | 360,915       | 660,915                         |              |            | 660,915       | Facilities | Flooring repair and replacement         |
| San Mateo  | Yes                      | 673,054                  |  |           | 1,660,000    |            |              |           | 1,660,000     |                                 | 2,333,054    |            | 2,333,054     | Facilities | New builds                              |
|  |                          | <u>\$ 1,216,007</u>      | \$ 676,688                               | \$ 40,000 | \$ 1,908,123 | \$ 160,399 | \$ 1,818,366 | \$ 82,583 | \$ 4,686,159  | \$ 1,038,010                    | \$ 4,626,624 | \$ 237,532 | \$ 5,902,166  |            |   |
| <u>\$4,686,159</u>                               |                          |                          |  |           |              |            |              |           |               | <u>\$5,902,166</u>              |              |            |               |            |   |
| Difference Between Amended and Original Requests |                          |                          |  |           |              |            |              |           |               | <u>\$1,216,007</u>              |              |            |               |            |   |

## APPLICATION FOR TCTF FUNDS HELD ON BEHALF OF THE COURT

Please check the type of request:

- ☐ **NEW REQUEST** *(Complete Section I, III, and IV only.)*
- ☒ **AMENDED REQUEST** *(Complete Sections I through IV.)*



### SECTION I: GENERAL INFORMATION

|   |  |  |
|---|--|--|
| <b>SUPERIOR COURT:</b><br>Kern          | <b>PERSON AUTHORIZING REQUEST</b> <i>(Presiding Judge or Court Executive Officer):</i><br>Tamarah Harber-Pickens, Court Executive Officer                                |  |
|   | <b>CONTACT PERSON AND CONTACT INFO:</b><br>Travis Andreas, Deputy CEO – Finance <a href="mailto:travis.andreas@kern.courts.ca.gov">travis.andreas@kern.courts.ca.gov</a> |  |
| <b>DATE OF SUBMISSION:</b><br>8/16/2022 | <b>TIME PERIOD COVERED BY THE REQUEST, INCLUDING CONTRIBUTION AND EXPENDITURE: JULY 1, 2022 THROUGH JUNE 30, 2024</b>  | <b>REQUESTED AMOUNT:</b><br>\$ 1,829,124 (previously held)<br>\$ 0 (added)<br>\$ 1,829,124 (Total) |

**REASON FOR REQUEST** *(Please briefly summarize the purpose for this request, including a brief description of the project/proposal. Use attachments if additional space is needed.):*

The Superior Court, County of Kern, entered into a contract with Tyler Technologies, Inc. to replace its antiquated, legacy case management system provided by the County for the last 30-years. The intent was that the new system would enhance court operations by providing a single case management system for all case types improving the operations of the Court, providing for a fully integrated system using new technology including digital file storage, e-filing, and other similar state-of-the-art enhancements. Other courts, as well as Kern, have not received the expected service level from Tyler for some time. The support issues continue to be of concern and is expected only to continue; therefore, the Court officially cancelled future criminal, juvenile, and traffic CMS conversion with Tyler. The Court signed an agreement with Journal Technologies to migrate to e-Court. The Court has been actively involved in this process, but expenses for the conversion were not recognized when expected because the majority of the expense will be recognized at the go-live date. The court estimates the conversion to be about \$3.26 million.

It is respectfully requested that the Superior Court, County of Kern, be allowed carry over funds held to use for the continued conversion of the case management system.

### SECTION II: AMENDED REQUEST CHANGES

#### A. Identify sections and answers amended.

**Amendment 7 -Section I - REQUESTED AMOUNT (was \$1,829,124 plus: \$0 added = \$1,829,124)**  
*Amendment 6 -Section I - REQUESTED AMOUNT (was \$676,688 plus: \$1,152,436 added = \$1,829,124)*  
*Amendment 5 -Section I - REQUESTED AMOUNT (was \$676,688 less: \$0 spent = \$676,688)*  
*Amendment 4 -Section I - REQUESTED AMOUNT (was \$677,378 less: \$690 spent = \$676,688)*  
*Amendment 3 -Section I - REQUESTED AMOUNT (was \$677,378 less: \$0 spent = \$677,378)*  
*Amendment 2 -Section I - REQUESTED AMOUNT (was \$830,528 less: \$153,150 spent = \$677,378)*  
*Amendment 1 -Section I - REQUESTED AMOUNT (was \$895,286 less: \$64,758 = \$830,528)*

#### B. Provide a summary of the changes to the request.

Generally, the changes have been to extend the time frame for use of funds held, and we are currently asking to extend the time frame for use of funds held.

### SECTION III: TRIAL COURT OPERATIONS AND ACCESS TO JUSTICE

- A. Explain why the request does not fit within the court's annual operational budget process and the three-year encumbrance term.

The Superior Court, County of Kern, like many other courts in California, was anticipating the a new case management system with the launch of CCMS. With the demise of this project, the Court utilized its reserve balances to fund a vendor solution based on a recently approved MSA. The MSA provided for case management solutions from four approved vendors, including Tyler Technologies, Inc. These one-time funding resources were accumulated from operational savings accrued over the years and would be impossible to replace in the short term. To replace the encumbered funds, the Court would be required to implement reductions in staffing and service levels to save the necessary resources from operational budgets. The combination of carried over funds held and contract timing did not allow for it to fit within the identified processes.

**APPLICATION FOR TCTF FUNDS HELD ON BEHALF OF THE COURT (Continued)**

**SECTION III (continued): TRIAL COURT OPERATIONS AND ACCESS TO JUSTICE**

- B. How will the request enhance the efficiency and/or effectiveness of court operations, and/or increase the availability of court services and programs?

A new case management system will have a significant operational impact on the courts. The new system will include e-filing capabilities, integration with a digital document management system, and other similar functionality that have been proven by other Courts in California and the United States to improve efficiency and effectiveness of court operations; therefore reducing staff resources directed towards system use. Reporting capabilities will also be greatly enhanced.

- C. If a cost efficiency, please provide cost comparison (table template provided).

N/A

- D. Describe the consequences to the court's operations if the court request is not approved.

The Court would be forced to continue to use a dilapidated legacy case management system and, Tyler system, where support is significantly lacking. This would amount to a lack of organizational effectiveness and continue to reduce efficiency. This ultimately limits access to justice, which hinders the Court's operational mission.

- E. Describe the consequences to the public and access to justice if the court request is not approved.

The current criminal and traffic case management system does not provide for e-filing or digital document storage. Additionally, the distribution limitations of the system were highlighted in the Court's last audit. Failure to convert to a new system would continue to drive inefficient and ineffective practices; therefore limiting access to justice. Also, the distribution limitations have the possibility to equate to financial sanctions.

- F. What alternatives has the court identified if the request is not approved, and why is holding funding in the TCTF the preferred alternative?

Maintain the current system that is costing the court in excess of \$650,000 in annual transaction fees paid to the County of Kern for maintenance of the legacy case management system. Also, the current system does not have robust reporting capabilities which limits the efficacy of staff time. The fact that there are multiple systems also creates issues for Court staff and Judicial Officers.

**SECTION IV: FINANCIAL INFORMATION**



Please provide the following (*table template provided for each*):

**A. Three-year history of year-end fund balances, revenues, and expenditures**

N/A

**B. Current detailed budget projections for the fiscal years the trial court would either be contributing to or receiving distributions from the TCTF fund balance held on the court's behalf**

N/A

**C. Identification of all costs, by category and amount, needed to fully implement the project**

N/A

N/A

**D. A specific funding and expenditure schedule identifying the amounts to be contributed and expended, by fiscal year**

N/A

## A specific funding and expenditure schedule identifying the amounts related to the proposal to be contributed and expended, by fiscal year

Original Request:

| Description        | FY 2015-16 ▼ | FY 2017-18 ▼ | FY 2018-19 ▼ | Select Fiscal Year ▼ | Select Fiscal Year ▼ | Select Fiscal Year ▼ | Select Fiscal Year ▼ | Select Fiscal Year ▼ | Total   |
|--------------------|--------------|--------------|--------------|----------------------|----------------------|----------------------|----------------------|----------------------|---------|
| Contribution       | 895,286      |              |              |                      |                      |                      |                      |                      | 895,286 |
| Expenditures       |              |              |              |                      |                      |                      |                      |                      | -       |
| Cumulative Balance | 895,286      | 895,286      | 895,286      | 895,286              | 895,286              | 895,286              | 895,286              | 895,286              | 895,286 |

Amended request

| Description        | FY 2016-17 ▼ | FY 2017-18 ▼ | FY 2018-19 ▼ | FY 2019-20 ▼ | FY 2020-21 ▼ | FY 2023-24 ▼ | Select Fiscal Year ▼ | Select Fiscal Year ▼ | Total     |
|--------------------|--------------|--------------|--------------|--------------|--------------|--------------|----------------------|----------------------|-----------|
| Contribution       | 895,286      |              |              |              | 1,152,436    |              |                      |                      | 2,047,722 |
| Expenditures       | 64,758       | 153,150      | -            | 690          |              | 1,829,124    |                      |                      | 2,047,722 |
| Cumulative Balance | 830,528      | 677,378      | 677,378      | 676,688      | 1,829,124    | -            | -                    | -                    | -         |

## APPLICATION FOR TCTF FUNDS HELD ON BEHALF OF THE COURT

Please check the type of request:

- ☐ **NEW REQUEST** (Complete Section I, III, and IV only.)
- ☒ **AMENDED REQUEST** (Complete Sections I through IV.)

**SECTION I: GENERAL INFORMATION****SUPERIOR COURT:**

Click here to enter court  
**MONO**

**PERSON AUTHORIZING REQUEST** (Presiding Judge or Court Executive Officer):**Lester Perpall****CONTACT PERSON AND CONTACT INFO:****Tammy Laframboise 760-923-2304****DATE OF SUBMISSION:**

9/21/2022

**TIME PERIOD COVERED BY THE  
REQUEST, INCLUDING CONTRIBUTION  
AND EXPENDITURE:**  
**FY 17-18 – FY 24-25**

**REQUESTED AMOUNT:****\$207,532**

**REASON FOR REQUEST** (Please briefly summarize the purpose for this request, including a brief description of the project/proposal. Use attachments if additional space is needed.):

Technology request-funds to replace and or repair courtroom audio visual control system- our court has a sophisticated courtroom audiovisual (AV) control system that includes software and hardware with function control integration and courtroom microphones, with phone lines integrated into the AV system, sound masking, and window coverings and displays for evidence presentation. The AV control system was installed 7 years ago. Over the last couple of years we've experienced minor AV system failures, such as failure of the integrated phone line to function. We are concerned that our AV system may have a major failure. Given the crucial function of the AV systems to courtroom operations, we want to be proactive in replacing and or repairing the courtroom AV system prior to a total system failure.

**SECTION II: AMENDED REQUEST CHANGES****A. Identify sections and answers amended.**

**SECTION I, REQUESTED AMOUNT, SECTION II, SECTION IV. A TAB, B TAB, C TAB & SECTION IV.D AMENDED TAB.**

**B. Provide a summary of the changes to the request.**

Now that the FY 19-20 has been finalized, the court would like to increase the original funds held request from \$40,000 to a total of \$167,532 to ensure that all the necessary equipment will be able to be purchased when needed. This will include a processor and touch screen upgrade, flat screens and a backend upgrade. Additionally, this project is being pushed further out in time and will take place during FY 22-23 and FY 24-25.

**SECTION III: TRIAL COURT OPERATIONS AND ACCESS TO JUSTICE****A. Explain why the request does not fit within the court's annual operational budget process and the three-year encumbrance term.**

We recently reached full staffing of all vacant positions, so we do not have much flexibility in our current budget given the 1% reserve limitation. It would be difficult to fit this substantial amount of funding into our regular operational budget. We intend to maximize the useful life of our current courtroom audiovisual systems which may extend beyond the three-year encumbrance term. In other words, we do not want to replace the current AV systems until absolutely necessary and want the funding available to do so.

**APPLICATION FOR TCTF FUNDS HELD ON BEHALF OF THE COURT (Continued)**

**SECTION III (continued): TRIAL COURT OPERATIONS AND ACCESS TO JUSTICE**

- B. How will the request enhance the efficiency and/or effectiveness of court operations, and/or increase the availability of court services and programs?**

Maintaining the essential courtroom AV functions assures that parties, court staff and judges are able to complete all essential courtroom functions in a manner accessible to the public. As an example, if our microphone and speakers are not working properly, parties and/or witnesses will not be understood by the judge or other parties. The public will not be able to follow the proceedings and the court will fail to provide the accessibility and transparency expected in court proceedings.

- C. If a cost efficiency, please provide cost comparison (table template provided).**

- D. Describe the consequences to the court's operations if the court request is not approved.**

We may have to find technical workarounds if our courtroom AV system is not working properly. For example, in proceedings where courtcall has been requested and the integrated phone line in the AV system is not working properly, we may need to bring in a standalone plug-in conference call phone unit and place it centrally in the courtroom and hope that all parties and the judge can hear whoever is participating by courtcall. Unfortunately, we've had experience in doing so and frequently the public would be unable to hear or understand anything being said by the person participating by court call using this workaround.

- E. Describe the consequences to the public and access to justice if the court request is not approved.**

See answers to B and D.

- F. What alternatives has the court identified if the request is not approved, and why is holding funding in the TCTF the preferred alternative?**

The only alternative we would have is to make some significant sacrifice in current budget to pay for a short-term fix and make a supplemental budget request to get a permanent fix or replacement of the courtroom AV system. Obviously, until a short-term fix is taking care of and the long-term fix or replacement is accomplished, our courtrooms will suffer with the lack of functionality of an essential part of courtroom functionality, the ability for parties, judges and court staff and the general public to see and hear what is going on in the courtroom. If funding is being held for this purpose, our court can quickly address the problem and get our courtrooms back to full functioning much faster.

#### SECTION IV: FINANCIAL INFORMATION

Please provide the following (*table template provided for each*):

**A. Three-year history of year-end fund balances, revenues, and expenditures**

**SEE ATTACHED TCTF FUNDS HELD ON BEHALF TABLES TEMPLATE – FINAL, SEC. IV. A TAB**

**B. Current detailed budget projections for the fiscal years the trial court would either be contributing to or receiving distributions from the TCTF fund balance held on the court's behalf**

**SEE ATTACHED TCTF FUNDS HELD ON BEHALF TABLES TEMPLATE – FINAL, SEC. IV. B TAB**

**C. Identification of all costs, by category and amount, needed to fully implement the project**

**SEE ATTACHED TCTF FUNDS HELD ON BEHALF TABLES TEMPLATE – FINAL, SEC. IV. C TAB**

**D. A specific funding and expenditure schedule identifying the amounts to be contributed and expended, by fiscal year**

**SEE ATTACHED TCTF FUNDS HELD ON BEHALF TABLES TEMPLATE – FINAL, SEC. IV. D TAB**

If a cost efficiency, please provide cost comparison

| Status Quo            |  | Select Fiscal Year ▼ | Select Fiscal Year ▼ | Select Fiscal Year ▼ | Select Fiscal Year ▼ |
|-----------------------|--|----------------------|----------------------|----------------------|----------------------|
| GL Account            | Description  | Amount               | Amount               | Amount               | Amount               |
| N/A                   | Dedicated Revenue Stream (if applicable)               |                      |                      |                      |                      |
|                       |  |                      |                      |                      |                      |
| 900000                | Salaries   |                      |                      |                      |                      |
| 910000                | Staff Benefits   |                      |                      |                      |                      |
| 920001                | General Expense  |                      |                      |                      |                      |
| 924000                | Printing   |                      |                      |                      |                      |
| 925000                | Telecommunications                                     |                      |                      |                      |                      |
| 926000                | Postage  |                      |                      |                      |                      |
| 928000                | Insurance  |                      |                      |                      |                      |
| 929000                | Travel in State  |                      |                      |                      |                      |
| 931000                | Travel Out of State                                    |                      |                      |                      |                      |
| 933000                | Training   |                      |                      |                      |                      |
| 934000                | Security   |                      |                      |                      |                      |
| 935000                | Facilities Operations                                  |                      |                      |                      |                      |
| 936000                | Utilities  |                      |                      |                      |                      |
| 938000                | Contracted Services                                    |                      |                      |                      |                      |
| 940000                | Consulting and Professional Services - County Provided |                      |                      |                      |                      |
| 943000                | Information Technology (IT)                            |                      |                      |                      |                      |
| 945000                | Major Equipment  |                      |                      |                      |                      |
| 950000                | Other Items of Expense                                 |                      |                      |                      |                      |
| 972000                | Other  |                      |                      |                      |                      |
| 973000                | Debt Service   |                      |                      |                      |                      |
| 983000                | Court Construction                                     |                      |                      |                      |                      |
| 990000                | Distributed Administration & Allocation                |                      |                      |                      |                      |
| Net Revenue (Expense) |  | -                    | -                    | -                    | -                    |

| Proposed Project      |  |        |        |        |        |
|-----------------------|--|--------|--------|--------|--------|
| GL Account            | Description  | Amount | Amount | Amount | Amount |
| N/A                   | Dedicated Revenue Stream (if applicable)               |        |        |        |        |
|                       |  |        |        |        |        |
| 900000                | Salaries   |        |        |        |        |
| 910000                | Staff Benefits   |        |        |        |        |
| 920001                | General Expense  |        |        |        |        |
| 924000                | Printing   |        |        |        |        |
| 925000                | Telecommunications                                     |        |        |        |        |
| 926000                | Postage  |        |        |        |        |
| 928000                | Insurance  |        |        |        |        |
| 929000                | Travel in State  |        |        |        |        |
| 931000                | Travel Out of State                                    |        |        |        |        |
| 933000                | Training   |        |        |        |        |
| 934000                | Security   |        |        |        |        |
| 935000                | Facilities Operations                                  |        |        |        |        |
| 936000                | Utilities  |        |        |        |        |
| 938000                | Contracted Services                                    |        |        |        |        |
| 940000                | Consulting and Professional Services - County Provided |        |        |        |        |
| 943000                | Information Technology (IT)                            |        |        |        |        |
| 945000                | Major Equipment  |        |        |        |        |
| 950000                | Other Items of Expense                                 |        |        |        |        |
| 972000                | Other  |        |        |        |        |
| 973000                | Debt Service   |        |        |        |        |
| 983000                | Court Construction                                     |        |        |        |        |
| 990000                | Distributed Administration & Allocation                |        |        |        |        |
| Net Revenue (Expense) |  | -      | -      | -      | -      |

|                         |   |   |  |   |
|-------------------------|---|---|--|---|
| Cumulative Cost Savings | - | - |  | - |
|-------------------------|---|---|--|---|

If a cost efficiency, please provide cost comparison

| Status Quo                   |  | Select Fiscal Year ▼ | Select Fiscal Year ▼ | Select Fiscal Year ▼ |
|------------------------------|--|----------------------|----------------------|----------------------|
| GL Account                   | Description  | Amount               | Amount               | Amount               |
| N/A                          | Dedicated Revenue Stream (if applicable)               |                      |                      |                      |
|                              |  |                      |                      |                      |
| 900000                       | Salaries   |                      |                      |                      |
| 910000                       | Staff Benefits   |                      |                      |                      |
| 920001                       | General Expense  |                      |                      |                      |
| 924000                       | Printing   |                      |                      |                      |
| 925000                       | Telecommunications                                     |                      |                      |                      |
| 926000                       | Postage  |                      |                      |                      |
| 928000                       | Insurance  |                      |                      |                      |
| 929000                       | Travel in State  |                      |                      |                      |
| 931000                       | Travel Out of State                                    |                      |                      |                      |
| 933000                       | Training   |                      |                      |                      |
| 934000                       | Security   |                      |                      |                      |
| 935000                       | Facilities Operations                                  |                      |                      |                      |
| 936000                       | Utilities  |                      |                      |                      |
| 938000                       | Contracted Services                                    |                      |                      |                      |
|                              | Consulting and Professional Services - County Provided |                      |                      |                      |
| 940000                       |  |                      |                      |                      |
| 943000                       | Information Technology (IT)                            |                      |                      |                      |
| 945000                       | Major Equipment  |                      |                      |                      |
| 950000                       | Other Items of Expense                                 |                      |                      |                      |
| 972000                       | Other  |                      |                      |                      |
| 973000                       | Debt Service   |                      |                      |                      |
| 983000                       | Court Construction                                     |                      |                      |                      |
| 990000                       | Distributed Administration & Allocation                |                      |                      |                      |
| <b>Net Revenue (Expense)</b> |  | -                    | -                    | -                    |

| Proposed Project             |  |        |        |        |
|------------------------------|--|--------|--------|--------|
| GL Account                   | Description  | Amount | Amount | Amount |
| N/A                          | Dedicated Revenue Stream (if applicable)               |        |        |        |
|                              |  |        |        |        |
| 900000                       | Salaries   |        |        |        |
| 910000                       | Staff Benefits   |        |        |        |
| 920001                       | General Expense  |        |        |        |
| 924000                       | Printing   |        |        |        |
| 925000                       | Telecommunications                                     |        |        |        |
| 926000                       | Postage  |        |        |        |
| 928000                       | Insurance  |        |        |        |
| 929000                       | Travel in State  |        |        |        |
| 931000                       | Travel Out of State                                    |        |        |        |
| 933000                       | Training   |        |        |        |
| 934000                       | Security   |        |        |        |
| 935000                       | Facilities Operations                                  |        |        |        |
| 936000                       | Utilities  |        |        |        |
| 938000                       | Contracted Services                                    |        |        |        |
|                              | Consulting and Professional Services - County Provided |        |        |        |
| 940000                       |  |        |        |        |
| 943000                       | Information Technology (IT)                            |        |        |        |
| 945000                       | Major Equipment  |        |        |        |
| 950000                       | Other Items of Expense                                 |        |        |        |
| 972000                       | Other  |        |        |        |
| 973000                       | Debt Service   |        |        |        |
| 983000                       | Court Construction                                     |        |        |        |
| 990000                       | Distributed Administration & Allocation                |        |        |        |
| <b>Net Revenue (Expense)</b> |  | -      | -      | -      |

|                                |   |  |  |
|--------------------------------|---|--|--|
| <b>Cumulative Cost Savings</b> | - |  |  |
|--------------------------------|---|--|--|

## Prior three-year history of year-end fund balances, revenues, and expenditures

| FY 2021-22 ▼                 | FUNDS          |                              |                          |                  |              |             |           |                  |
|------------------------------|----------------|------------------------------|--------------------------|------------------|--------------|-------------|-----------|------------------|
| Description                  | General        | Special Revenue<br>Non-Grant | Special Revenue<br>Grant | Capital Projects | Debt Service | Proprietary | Fiduciary | TOTAL            |
| <b>Beginning Balance</b>     | <b>635,452</b> | <b>78,009</b>                | -                        |                  |              |             |           | <b>713,461</b>   |
| Revenues                     | 2,910,305      | 180,319                      | 61,743                   |                  |              |             |           | <b>3,152,367</b> |
| Expenditures                 | 2,797,988      | 167,406                      | 62,505                   |                  |              |             |           | <b>3,027,899</b> |
| Operating Transfers In (Out) | (762)          |                              | 762                      |                  |              |             |           | -                |
| <b>Ending Fund Balance</b>   | <b>747,007</b> | <b>90,922</b>                | -                        | -                | -            | -           | -         | <b>837,929</b>   |

| FY 2020-21 ▼                 | FUNDS          |                              |                          |                  |              |             |           |                  |
|------------------------------|----------------|------------------------------|--------------------------|------------------|--------------|-------------|-----------|------------------|
| Description                  | General        | Special Revenue<br>Non-Grant | Special Revenue<br>Grant | Capital Projects | Debt Service | Proprietary | Fiduciary | TOTAL            |
| <b>Beginning Balance</b>     | <b>584,526</b> | <b>65,178</b>                | -                        |                  |              |             |           | <b>649,704</b>   |
| Revenues                     | 2,594,936      | 88,695                       | 71,918                   |                  |              |             |           | <b>2,755,549</b> |
| Expenditures                 | 2,544,009      | 75,864                       | 71,919                   |                  |              |             |           | <b>2,691,792</b> |
| Operating Transfers In (Out) | (1)            |                              | 1                        |                  |              |             |           | -                |
| <b>Ending Fund Balance</b>   | <b>635,452</b> | <b>78,009</b>                | -                        | -                | -            | -           | -         | <b>713,461</b>   |

| FY 2019-20 ▼                 | FUNDS          |                              |                          |                  |              |             |           |                  |
|------------------------------|----------------|------------------------------|--------------------------|------------------|--------------|-------------|-----------|------------------|
| Description                  | General        | Special Revenue<br>Non-Grant | Special Revenue<br>Grant | Capital Projects | Debt Service | Proprietary | Fiduciary | TOTAL            |
| <b>Beginning Balance</b>     | <b>207,884</b> | <b>51,377</b>                | -                        |                  |              |             |           | <b>259,261</b>   |
| Revenues                     | 2,425,616      | 83,488                       | 80,716                   |                  |              |             |           | <b>2,589,820</b> |
| Expenditures                 | 2,048,974      | 69,687                       | 80,716                   |                  |              |             |           | <b>2,199,377</b> |
| Operating Transfers In (Out) |                |                              |                          |                  |              |             |           | -                |
| <b>Ending Fund Balance</b>   | <b>584,526</b> | <b>65,178</b>                | -                        | -                | -            | -           | -         | <b>649,704</b>   |



Current detailed budget projections for the fiscal years the trial court would either be contributing to or receiving distributions from the TCTF fund balance held on the cc

|   | FY 2017-18       |                              | FUNDS                    |                  |              |             |           |                  |
|---|------------------|------------------------------|--------------------------|------------------|--------------|-------------|-----------|------------------|
| Description   | General          | Special Revenue<br>Non-Grant | Special Revenue<br>Grant | Capital Projects | Debt Service | Proprietary | Fiduciary | TOTAL            |
| <b>REVENUES</b>   |                  |                              |                          |                  |              |             |           |                  |
| State Financing Sources                                   | 2,001,900        | 10,522                       |                          |                  |              |             |           | 2,012,422        |
| Grants  |                  |                              | 155,362                  |                  |              |             |           | 155,362          |
| Other Financing Sources                                   | 33,627           | 42,269                       |                          |                  |              |             |           | 75,896           |
| <b>TOTAL REVENUES</b>                                     | <b>2,035,528</b> | <b>52,791</b>                | <b>155,362</b>           | <b>-</b>         | <b>-</b>     | <b>-</b>    | <b>-</b>  | <b>2,243,681</b> |
| <b>EXPENDITURES</b>                                       |                  |                              |                          |                  |              |             |           |                  |
| Salaries  | 796,392          | 24,081                       | 10,216                   |                  |              |             |           | 830,689          |
| Staff Benefits  | 615,443          | 1,300                        | 7,043                    |                  |              |             |           | 623,786          |
| General Expense   | 68,248           | 865                          | 20,473                   |                  |              |             |           | 89,587           |
| Printing  | 1,454            | 42                           | 292                      |                  |              |             |           | 1,787            |
| Telecommunications  | 21,795           | 1,223                        | 7,902                    |                  |              |             |           | 30,919           |
| Postage   | 11,863           | 900                          | 166                      |                  |              |             |           | 12,929           |
| Insurance   | 1,582            |                              |                          |                  |              |             |           | 1,582            |
| Travel in State   | 4,187            | 60                           | 1,182                    |                  |              |             |           | 5,429            |
| Travel Out of State                                       | -                | -                            | -                        |                  |              |             |           | -                |
| Training  | 545              |                              | 163                      |                  |              |             |           | 708              |
| Security  | 474              |                              | 414                      |                  |              |             |           | 888              |
| Facilities Operations                                     | 10,620           |                              | 8,646                    |                  |              |             |           | 19,266           |
| Utilities   | -                | -                            | -                        |                  |              |             |           | -                |
| Contracted Services                                       | 207,163          | 6,095                        | 94,014                   |                  |              |             |           | 307,272          |
| Consulting and Professional Services<br>- County Provided | -                | -                            | -                        |                  |              |             |           | -                |
| Information Technology (IT)                               | 123,470          | 8,194                        | 3,149                    |                  |              |             |           | 134,812          |
| Major Equipment   | 6,609            |                              |                          |                  |              |             |           | 6,609            |
| Other Items of Expense                                    | 2,460            |                              |                          |                  |              |             |           | 2,460            |
| Juror Costs   | 1,232            |                              |                          |                  |              |             |           | 1,232            |
| Other   | 1,092            |                              |                          |                  |              |             |           | 1,092            |
| Debt Service  |                  |                              |                          |                  |              |             |           | -                |
| Court Construction  |                  |                              |                          |                  |              |             |           | -                |
| Distributed Administration &<br>Allocation                |                  |                              |                          |                  |              |             |           | -                |
| Prior Year Expense Adjustment                             |                  |                              |                          |                  |              |             |           | -                |
| <b>TOTAL EXPENDITURES</b>                                 | <b>1,874,628</b> | <b>42,760</b>                | <b>153,659</b>           | <b>-</b>         | <b>-</b>     | <b>-</b>    | <b>-</b>  | <b>2,071,047</b> |
| Operating Transfers In (Out)                              |                  |                              |                          |                  |              |             |           | -                |
| <b>Fund Balance (Deficit)</b>                             |                  |                              |                          |                  |              |             |           |                  |
| <b>Beginning Balance (Deficit)</b>                        |                  |                              |                          |                  |              |             |           | -                |
| <b>Ending Balance (Deficit)</b>                           | <b>160,900</b>   | <b>10,031</b>                | <b>1,703</b>             | <b>-</b>         | <b>-</b>     | <b>-</b>    | <b>-</b>  | <b>172,634</b>   |

## Current detailed budget projection on behalf of the Court

|  | FY 2019-20       |                           | FUNDS                 |                  |              |             |           |                  |
|--|------------------|---------------------------|-----------------------|------------------|--------------|-------------|-----------|------------------|
| Description  | General          | Special Revenue Non-Grant | Special Revenue Grant | Capital Projects | Debt Service | Proprietary | Fiduciary | TOTAL            |
| <b>REVENUES</b>  |                  |                           |                       |                  |              |             |           |                  |
| State Financing Sources                                | 2,368,463        | 10,597                    |                       |                  |              |             |           | 2,379,060        |
| Grants   |                  |                           | 79,574                |                  |              |             |           | 79,574           |
| Other Financing Sources                                | 35,438           | 58,609                    |                       |                  |              |             |           | 94,046           |
| <b>TOTAL REVENUES</b>                                  | <b>2,403,900</b> | <b>69,206</b>             | <b>79,574</b>         | <b>-</b>         | <b>-</b>     | <b>-</b>    | <b>-</b>  | <b>2,552,680</b> |
| <b>EXPENDITURES</b>                                    |                  |                           |                       |                  |              |             |           |                  |
| Salaries   | 879,965          | 20,040                    | 14,776                |                  |              |             |           | 914,782          |
| Staff Benefits   | 532,203          | 15,912                    | 8,968                 |                  |              |             |           | 557,083          |
| General Expense  | 81,787           | 467                       | 4,540                 |                  |              |             |           | 86,794           |
| Printing   | 1,281            | 15                        | 105                   |                  |              |             |           | 1,401            |
| Telecommunications                                     | 12,246           | 857                       | 4,404                 |                  |              |             |           | 17,506           |
| Postage  | 27,457           | 375                       |                       |                  |              |             |           | 27,832           |
| Insurance  | 2,265            |                           |                       |                  |              |             |           | 2,265            |
| Travel in State  | 5,494            |                           | 1,835                 |                  |              |             |           | 7,329            |
| Travel Out of State                                    | -                |                           |                       |                  |              |             |           | -                |
| Training   | 4,706            |                           | 431                   |                  |              |             |           | 5,137            |
| Security   | 396              | 32                        | 226                   |                  |              |             |           | 655              |
| Facilities Operations                                  | 16,668           | 516                       | 4,098                 |                  |              |             |           | 21,282           |
| Utilities  | -                |                           |                       |                  |              |             |           | -                |
| Contracted Services                                    | 275,153          | 19,219                    | 32,577                |                  |              |             |           | 326,949          |
| Consulting and Professional Services - County Provided | -                |                           |                       |                  |              |             |           | -                |
| Information Technology (IT)                            | 75,193           | 8,205                     | 1,920                 |                  |              |             |           | 85,318           |
| Major Equipment  |                  |                           |                       |                  |              |             |           | -                |
| Other Items of Expense                                 | 2,861            |                           |                       |                  |              |             |           | 2,861            |
| Juror Costs  | 769              |                           |                       |                  |              |             |           | 769              |
| Other  | -                | 325                       | 154                   |                  |              |             |           | 479              |
| Debt Service   |                  |                           |                       |                  |              |             |           | -                |
| Court Construction                                     |                  |                           |                       |                  |              |             |           | -                |
| Distributed Administration & Allocation                |                  |                           |                       |                  |              |             |           | -                |
| Prior Year Expense Adjustment                          | (2,031)          |                           | 631                   |                  |              |             |           | (1,400)          |
| <b>TOTAL EXPENDITURES</b>                              | <b>1,916,415</b> | <b>65,963</b>             | <b>74,663</b>         | <b>-</b>         | <b>-</b>     | <b>-</b>    | <b>-</b>  | <b>2,057,041</b> |
| Operating Transfers In (Out)                           |                  |                           |                       |                  |              |             |           | -                |
| <b>Fund Balance (Deficit)</b>                          |                  |                           |                       |                  |              |             |           |                  |
| <b>Beginning Balance (Deficit)</b>                     | <b>160,900</b>   | <b>10,031</b>             | <b>1,703</b>          | <b>-</b>         | <b>-</b>     | <b>-</b>    | <b>-</b>  | <b>172,634</b>   |
| <b>Ending Balance (Deficit)</b>                        | <b>498,535</b>   | <b>7,400</b>              | <b>9,704</b>          | <b>-</b>         | <b>-</b>     | <b>-</b>    | <b>-</b>  | <b>515,639</b>   |

## Current detailed budget projection:

|   | FY 2021-22       |                           | FUNDS                 |                  |              |             |           |                  |
|---|------------------|---------------------------|-----------------------|------------------|--------------|-------------|-----------|------------------|
| Description   | General          | Special Revenue Non-Grant | Special Revenue Grant | Capital Projects | Debt Service | Proprietary | Fiduciary | TOTAL            |
| <b>REVENUES</b>   |                  |                           |                       |                  |              |             |           |                  |
| State Financing Sources                                   | 2,527,437        | 12,639                    |                       |                  |              |             |           | 2,540,076        |
| Grants  |                  |                           | 71,918                |                  |              |             |           | 71,918           |
| Other Financing Sources                                   | 67,499           | 76,056                    |                       |                  |              |             |           | 143,555          |
| <b>TOTAL REVENUES</b>                                     | <b>2,594,936</b> | <b>88,695</b>             | <b>71,918</b>         | -                | -            | -           | -         | <b>2,755,549</b> |
| <b>EXPENDITURES</b>                                       |                  |                           |                       |                  |              |             |           |                  |
| Salaries  | 992,931          | 20,790                    | 8,191                 |                  |              |             |           | 1,021,911        |
| Staff Benefits  | 610,212          | 13,948                    | 5,274                 |                  |              |             |           | 629,434          |
| General Expense   | 191,487          | 591                       | 4,907                 |                  |              |             |           | 196,985          |
| Printing  | 1,444            |                           |                       |                  |              |             |           | 1,444            |
| Telecommunications  | 17,450           | 1,168                     | 4,988                 |                  |              |             |           | 23,606           |
| Postage   | (171)            | 371                       |                       |                  |              |             |           | 200              |
| Insurance   | 2,293            |                           |                       |                  |              |             |           | 2,293            |
| Travel in State   | 125              |                           |                       |                  |              |             |           | 125              |
| Travel Out of State                                       | -                |                           |                       |                  |              |             |           | -                |
| Training  | 2,860            |                           |                       |                  |              |             |           | 2,860            |
| Security  | 568              | 32                        | 176                   |                  |              |             |           | 776              |
| Facilities Operations                                     | 5,747            | 91                        | 526                   |                  |              |             |           | 6,364            |
| Utilities   |                  |                           |                       |                  |              |             |           | -                |
| Contracted Services                                       | 353,180          | 25,431                    | 43,016                |                  |              |             |           | 421,627          |
| Consulting and Professional Services<br>- County Provided |                  |                           |                       |                  |              |             |           | -                |
| Information Technology (IT)                               | 359,064          | 11,326                    | 3,631                 |                  |              |             |           | 374,021          |
| Major Equipment   | 5,449            |                           |                       |                  |              |             |           | 5,449            |
| Other Items of Expense                                    | 1,760            |                           |                       |                  |              |             |           | 1,760            |
| Juror Costs   | 2,676            |                           |                       |                  |              |             |           | 2,676            |
| Other   | (3,216)          | 2,115                     | 1,201                 |                  |              |             |           | 100              |
| Debt Service  |                  |                           |                       |                  |              |             |           | -                |
| Court Construction  |                  |                           |                       |                  |              |             |           | -                |
| Distributed Administration &<br>Allocation                |                  |                           |                       |                  |              |             |           | -                |
| Prior Year Expense Adjustment                             | 151              |                           | 10                    |                  |              |             |           | 161              |
| <b>TOTAL EXPENDITURES</b>                                 | <b>2,544,010</b> | <b>75,863</b>             | <b>71,920</b>         | -                | -            | -           | -         | <b>2,691,793</b> |
| Operating Transfers In (Out)                              |                  |                           |                       |                  |              |             |           | -                |
| <b>Fund Balance (Deficit)</b>                             |                  |                           |                       |                  |              |             |           |                  |
| <b>Beginning Balance (Deficit)</b>                        | <b>498,535</b>   | <b>7,400</b>              | <b>9,704</b>          | -                | -            | -           | -         | <b>515,639</b>   |
| <b>Ending Balance (Deficit)</b>                           | <b>549,718</b>   | <b>19,433</b>             | <b>10,244</b>         | -                | -            | -           | -         | <b>579,395</b>   |

## Current detailed budget projection:

|   | FY 2024-25       |                           | FUNDS                 |                  |              |             |           |                  |
|---|------------------|---------------------------|-----------------------|------------------|--------------|-------------|-----------|------------------|
| Description   | General          | Special Revenue Non-Grant | Special Revenue Grant | Capital Projects | Debt Service | Proprietary | Fiduciary | TOTAL            |
| <b>REVENUES</b>   |                  |                           |                       |                  |              |             |           |                  |
| State Financing Sources                                   | 2,497,030        | 12,446                    |                       |                  |              |             |           | 2,509,476        |
| Grants  |                  |                           | 71,918                |                  |              |             |           | 71,918           |
| Other Financing Sources                                   | 67,499           | 76,056                    |                       |                  |              |             |           | 143,555          |
| <b>TOTAL REVENUES</b>                                     | <b>2,564,529</b> | <b>88,502</b>             | <b>71,918</b>         | -                | -            | -           | -         | <b>2,724,949</b> |
| <b>EXPENDITURES</b>                                       |                  |                           |                       |                  |              |             |           |                  |
| Salaries  | 1,085,699        | 22,790                    | 10,191                |                  |              |             |           | 1,118,680        |
| Staff Benefits  | 623,090          | 15,948                    | 7,274                 |                  |              |             |           | 646,312          |
| General Expense   | 185,989          | 591                       | 4,907                 |                  |              |             |           | 191,487          |
| Printing  | 1,444            |                           |                       |                  |              |             |           | 1,444            |
| Telecommunications  | 17,450           | 1,168                     | 4,988                 |                  |              |             |           | 23,606           |
| Postage   | (171)            | 371                       |                       |                  |              |             |           | 200              |
| Insurance   | 2,293            |                           |                       |                  |              |             |           | 2,293            |
| Travel in State   | 125              |                           |                       |                  |              |             |           | 125              |
| Travel Out of State                                       | -                |                           |                       |                  |              |             |           | -                |
| Training  | 2,860            |                           |                       |                  |              |             |           | 2,860            |
| Security  | 568              | 32                        | 176                   |                  |              |             |           | 776              |
| Facilities Operations                                     | 5,747            | 91                        | 526                   |                  |              |             |           | 6,364            |
| Utilities   |                  |                           |                       |                  |              |             |           | -                |
| Contracted Services                                       | 353,180          | 25,431                    | 43,016                |                  |              |             |           | 421,627          |
| Consulting and Professional Services<br>- County Provided |                  |                           |                       |                  |              |             |           | -                |
| Information Technology (IT)                               | 284,072          | 11,326                    | 3,631                 |                  |              |             |           | 299,029          |
| Major Equipment   | 5,449            |                           |                       |                  |              |             |           | 5,449            |
| Other Items of Expense                                    | 1,760            |                           |                       |                  |              |             |           | 1,760            |
| Juror Costs   | 2,676            |                           |                       |                  |              |             |           | 2,676            |
| Other   | (3,216)          | 2,115                     | 1,201                 |                  |              |             |           | 100              |
| Debt Service  |                  |                           |                       |                  |              |             |           | -                |
| Court Construction  |                  |                           |                       |                  |              |             |           | -                |
| Distributed Administration &<br>Allocation                |                  |                           |                       |                  |              |             |           | -                |
| Prior Year Expense Adjustment                             | 151              |                           | 10                    |                  |              |             |           | 161              |
| <b>TOTAL EXPENDITURES</b>                                 | <b>2,569,166</b> | <b>79,863</b>             | <b>75,920</b>         | -                | -            | -           | -         | <b>2,724,949</b> |
| Operating Transfers In (Out)                              |                  |                           |                       |                  |              |             |           | -                |
| <b>Fund Balance (Deficit)</b>                             |                  |                           |                       |                  |              |             |           |                  |
| <b>Beginning Balance (Deficit)</b>                        | <b>549,718</b>   | <b>19,433</b>             | <b>10,244</b>         | -                | -            | -           | -         | <b>579,395</b>   |
| <b>Ending Balance (Deficit)</b>                           | <b>545,338</b>   | <b>27,275</b>             | <b>6,783</b>          | -                | -            | -           | -         | <b>579,395</b>   |

## Current detailed budget projection:

|   | Select Fiscal Year ▼ | FUNDS                        |                          |                  |              |             |           |         |
|---|----------------------|------------------------------|--------------------------|------------------|--------------|-------------|-----------|---------|
| Description   | General              | Special Revenue<br>Non-Grant | Special Revenue<br>Grant | Capital Projects | Debt Service | Proprietary | Fiduciary | TOTAL   |
| <b>REVENUES</b>   |                      |                              |                          |                  |              |             |           |         |
| State Financing Sources                                   |                      |                              |                          |                  |              |             |           | -       |
| Grants  |                      |                              |                          |                  |              |             |           | -       |
| Other Financing Sources                                   |                      |                              |                          |                  |              |             |           | -       |
| <b>TOTAL REVENUES</b>                                     | -                    | -                            | -                        | -                | -            | -           | -         | -       |
| <b>EXPENDITURES</b>                                       |                      |                              |                          |                  |              |             |           |         |
| Salaries  |                      |                              |                          |                  |              |             |           | -       |
| Staff Benefits  |                      |                              |                          |                  |              |             |           | -       |
| General Expense   |                      |                              |                          |                  |              |             |           | -       |
| Printing  |                      |                              |                          |                  |              |             |           | -       |
| Telecommunications  |                      |                              |                          |                  |              |             |           | -       |
| Postage   |                      |                              |                          |                  |              |             |           | -       |
| Insurance   |                      |                              |                          |                  |              |             |           | -       |
| Travel in State   |                      |                              |                          |                  |              |             |           | -       |
| Travel Out of State                                       |                      |                              |                          |                  |              |             |           | -       |
| Training  |                      |                              |                          |                  |              |             |           | -       |
| Security  |                      |                              |                          |                  |              |             |           | -       |
| Facilities Operations                                     |                      |                              |                          |                  |              |             |           | -       |
| Utilities   |                      |                              |                          |                  |              |             |           | -       |
| Contracted Services                                       |                      |                              |                          |                  |              |             |           | -       |
| Consulting and Professional Services<br>- County Provided |                      |                              |                          |                  |              |             |           | -       |
| Information Technology (IT)                               |                      |                              |                          |                  |              |             |           | -       |
| Major Equipment   |                      |                              |                          |                  |              |             |           | -       |
| Other Items of Expense                                    |                      |                              |                          |                  |              |             |           | -       |
| Juror Costs   |                      |                              |                          |                  |              |             |           | -       |
| Other   |                      |                              |                          |                  |              |             |           | -       |
| Debt Service  |                      |                              |                          |                  |              |             |           | -       |
| Court Construction  |                      |                              |                          |                  |              |             |           | -       |
| Distributed Administration &<br>Allocation                |                      |                              |                          |                  |              |             |           | -       |
| Prior Year Expense Adjustment                             |                      |                              |                          |                  |              |             |           | -       |
| <b>TOTAL EXPENDITURES</b>                                 | -                    | -                            | -                        | -                | -            | -           | -         | -       |
| Operating Transfers In (Out)                              |                      |                              |                          |                  |              |             |           | -       |
| <b>Fund Balance (Deficit)</b>                             |                      |                              |                          |                  |              |             |           |         |
| <b>Beginning Balance (Deficit)</b>                        | 545,338              | 27,275                       | 6,783                    | -                | -            | -           | -         | 579,395 |
| <b>Ending Balance (Deficit)</b>                           | 545,338              | 27,275                       | 6,783                    | -                | -            | -           | -         | 579,396 |

## Current detailed budget projection:

|   | Select Fiscal Year ▼ | FUNDS                        |                          |                  |              |             |           |         |
|---|----------------------|------------------------------|--------------------------|------------------|--------------|-------------|-----------|---------|
| Description   | General              | Special Revenue<br>Non-Grant | Special Revenue<br>Grant | Capital Projects | Debt Service | Proprietary | Fiduciary | TOTAL   |
| <b>REVENUES</b>   |                      |                              |                          |                  |              |             |           |         |
| State Financing Sources                                   |                      |                              |                          |                  |              |             |           | -       |
| Grants  |                      |                              |                          |                  |              |             |           | -       |
| Other Financing Sources                                   |                      |                              |                          |                  |              |             |           | -       |
| <b>TOTAL REVENUES</b>                                     | -                    | -                            | -                        | -                | -            | -           | -         | -       |
| <b>EXPENDITURES</b>                                       |                      |                              |                          |                  |              |             |           |         |
| Salaries  |                      |                              |                          |                  |              |             |           | -       |
| Staff Benefits  |                      |                              |                          |                  |              |             |           | -       |
| General Expense   |                      |                              |                          |                  |              |             |           | -       |
| Printing  |                      |                              |                          |                  |              |             |           | -       |
| Telecommunications  |                      |                              |                          |                  |              |             |           | -       |
| Postage   |                      |                              |                          |                  |              |             |           | -       |
| Insurance   |                      |                              |                          |                  |              |             |           | -       |
| Travel in State   |                      |                              |                          |                  |              |             |           | -       |
| Travel Out of State                                       |                      |                              |                          |                  |              |             |           | -       |
| Training  |                      |                              |                          |                  |              |             |           | -       |
| Security  |                      |                              |                          |                  |              |             |           | -       |
| Facilities Operations                                     |                      |                              |                          |                  |              |             |           | -       |
| Utilities   |                      |                              |                          |                  |              |             |           | -       |
| Contracted Services                                       |                      |                              |                          |                  |              |             |           | -       |
| Consulting and Professional Services<br>- County Provided |                      |                              |                          |                  |              |             |           | -       |
| Information Technology (IT)                               |                      |                              |                          |                  |              |             |           | -       |
| Major Equipment   |                      |                              |                          |                  |              |             |           | -       |
| Other Items of Expense                                    |                      |                              |                          |                  |              |             |           | -       |
| Juror Costs   |                      |                              |                          |                  |              |             |           | -       |
| Other   |                      |                              |                          |                  |              |             |           | -       |
| Debt Service  |                      |                              |                          |                  |              |             |           | -       |
| Court Construction  |                      |                              |                          |                  |              |             |           | -       |
| Distributed Administration &<br>Allocation                |                      |                              |                          |                  |              |             |           | -       |
| Prior Year Expense Adjustment                             |                      |                              |                          |                  |              |             |           | -       |
| <b>TOTAL EXPENDITURES</b>                                 | -                    | -                            | -                        | -                | -            | -           | -         | -       |
| Operating Transfers In (Out)                              |                      |                              |                          |                  |              |             |           | -       |
| <b>Fund Balance (Deficit)</b>                             |                      |                              |                          |                  |              |             |           |         |
| <b>Beginning Balance (Deficit)</b>                        | 545,338              | 27,275                       | 6,783                    | -                | -            | -           | -         | 579,396 |
| <b>Ending Balance (Deficit)</b>                           | 545,338              | 27,275                       | 6,783                    | -                | -            | -           | -         | 579,396 |

## Current detailed budget projection:

|   | Select Fiscal Year ▼ | FUNDS                        |                          |                  |              |             |           |         |
|---|----------------------|------------------------------|--------------------------|------------------|--------------|-------------|-----------|---------|
| Description   | General              | Special Revenue<br>Non-Grant | Special Revenue<br>Grant | Capital Projects | Debt Service | Proprietary | Fiduciary | TOTAL   |
| <b>REVENUES</b>   |                      |                              |                          |                  |              |             |           |         |
| State Financing Sources                                   |                      |                              |                          |                  |              |             |           | -       |
| Grants  |                      |                              |                          |                  |              |             |           | -       |
| Other Financing Sources                                   |                      |                              |                          |                  |              |             |           | -       |
| <b>TOTAL REVENUES</b>                                     | -                    | -                            | -                        | -                | -            | -           | -         | -       |
| <b>EXPENDITURES</b>                                       |                      |                              |                          |                  |              |             |           |         |
| Salaries  |                      |                              |                          |                  |              |             |           | -       |
| Staff Benefits  |                      |                              |                          |                  |              |             |           | -       |
| General Expense   |                      |                              |                          |                  |              |             |           | -       |
| Printing  |                      |                              |                          |                  |              |             |           | -       |
| Telecommunications  |                      |                              |                          |                  |              |             |           | -       |
| Postage   |                      |                              |                          |                  |              |             |           | -       |
| Insurance   |                      |                              |                          |                  |              |             |           | -       |
| Travel in State   |                      |                              |                          |                  |              |             |           | -       |
| Travel Out of State                                       |                      |                              |                          |                  |              |             |           | -       |
| Training  |                      |                              |                          |                  |              |             |           | -       |
| Security  |                      |                              |                          |                  |              |             |           | -       |
| Facilities Operations                                     |                      |                              |                          |                  |              |             |           | -       |
| Utilities   |                      |                              |                          |                  |              |             |           | -       |
| Contracted Services                                       |                      |                              |                          |                  |              |             |           | -       |
| Consulting and Professional Services<br>- County Provided |                      |                              |                          |                  |              |             |           | -       |
| Information Technology (IT)                               |                      |                              |                          |                  |              |             |           | -       |
| Major Equipment   |                      |                              |                          |                  |              |             |           | -       |
| Other Items of Expense                                    |                      |                              |                          |                  |              |             |           | -       |
| Juror Costs   |                      |                              |                          |                  |              |             |           | -       |
| Other   |                      |                              |                          |                  |              |             |           | -       |
| Debt Service  |                      |                              |                          |                  |              |             |           | -       |
| Court Construction  |                      |                              |                          |                  |              |             |           | -       |
| Distributed Administration &<br>Allocation                |                      |                              |                          |                  |              |             |           | -       |
| Prior Year Expense Adjustment                             |                      |                              |                          |                  |              |             |           | -       |
| <b>TOTAL EXPENDITURES</b>                                 | -                    | -                            | -                        | -                | -            | -           | -         | -       |
| Operating Transfers In (Out)                              |                      |                              |                          |                  |              |             |           | -       |
| <b>Fund Balance (Deficit)</b>                             |                      |                              |                          |                  |              |             |           |         |
| <b>Beginning Balance (Deficit)</b>                        | 545,338              | 27,275                       | 6,783                    | -                | -            | -           | -         | 579,396 |
| <b>Ending Balance (Deficit)</b>                           | 545,338              | 27,275                       | 6,783                    | -                | -            | -           | -         | 579,396 |

## Current detailed budget projection:

|   | Select Fiscal Year ▼ | FUNDS                        |                          |                  |              |             |           |         |
|---|----------------------|------------------------------|--------------------------|------------------|--------------|-------------|-----------|---------|
| Description   | General              | Special Revenue<br>Non-Grant | Special Revenue<br>Grant | Capital Projects | Debt Service | Proprietary | Fiduciary | TOTAL   |
| <b>REVENUES</b>   |                      |                              |                          |                  |              |             |           |         |
| State Financing Sources                                   |                      |                              |                          |                  |              |             |           | -       |
| Grants  |                      |                              |                          |                  |              |             |           | -       |
| Other Financing Sources                                   |                      |                              |                          |                  |              |             |           | -       |
| <b>TOTAL REVENUES</b>                                     | -                    | -                            | -                        | -                | -            | -           | -         | -       |
| <b>EXPENDITURES</b>                                       |                      |                              |                          |                  |              |             |           |         |
| Salaries  |                      |                              |                          |                  |              |             |           | -       |
| Staff Benefits  |                      |                              |                          |                  |              |             |           | -       |
| General Expense   |                      |                              |                          |                  |              |             |           | -       |
| Printing  |                      |                              |                          |                  |              |             |           | -       |
| Telecommunications  |                      |                              |                          |                  |              |             |           | -       |
| Postage   |                      |                              |                          |                  |              |             |           | -       |
| Insurance   |                      |                              |                          |                  |              |             |           | -       |
| Travel in State   |                      |                              |                          |                  |              |             |           | -       |
| Travel Out of State                                       |                      |                              |                          |                  |              |             |           | -       |
| Training  |                      |                              |                          |                  |              |             |           | -       |
| Security  |                      |                              |                          |                  |              |             |           | -       |
| Facilities Operations                                     |                      |                              |                          |                  |              |             |           | -       |
| Utilities   |                      |                              |                          |                  |              |             |           | -       |
| Contracted Services                                       |                      |                              |                          |                  |              |             |           | -       |
| Consulting and Professional Services<br>- County Provided |                      |                              |                          |                  |              |             |           | -       |
| Information Technology (IT)                               |                      |                              |                          |                  |              |             |           | -       |
| Major Equipment   |                      |                              |                          |                  |              |             |           | -       |
| Other Items of Expense                                    |                      |                              |                          |                  |              |             |           | -       |
| Juror Costs   |                      |                              |                          |                  |              |             |           | -       |
| Other   |                      |                              |                          |                  |              |             |           | -       |
| Debt Service  |                      |                              |                          |                  |              |             |           | -       |
| Court Construction  |                      |                              |                          |                  |              |             |           | -       |
| Distributed Administration &<br>Allocation                |                      |                              |                          |                  |              |             |           | -       |
| Prior Year Expense Adjustment                             |                      |                              |                          |                  |              |             |           | -       |
| <b>TOTAL EXPENDITURES</b>                                 | -                    | -                            | -                        | -                | -            | -           | -         | -       |
| Operating Transfers In (Out)                              |                      |                              |                          |                  |              |             |           | -       |
| <b>Fund Balance (Deficit)</b>                             |                      |                              |                          |                  |              |             |           |         |
| <b>Beginning Balance (Deficit)</b>                        | 545,338              | 27,275                       | 6,783                    | -                | -            | -           | -         | 579,396 |
| <b>Ending Balance (Deficit)</b>                           | 545,338              | 27,275                       | 6,783                    | -                | -            | -           | -         | 579,396 |



## Identification of all costs, by category and amount, needed to fully implement the project

| Expenses Category |  | Amount         |
|-------------------|--|----------------|
| GL Account        | Description  |                |
| 900000            | Salaries   |                |
| 910000            | Staff Benefits   |                |
| 920001            | General Expense  |                |
| 924000            | Printing   |                |
| 925000            | Telecommunications                                     |                |
| 926000            | Postage  |                |
| 928000            | Insurance  |                |
| 929000            | Travel in State  |                |
| 931000            | Travel Out of State                                    |                |
| 933000            | Training   |                |
| 934000            | Security   |                |
| 935000            | Facilities Operations                                  |                |
| 936000            | Utilities  |                |
| 938000            | Contracted Services                                    | 40,000         |
| 940000            | Consulting and Professional Services - County Provided |                |
| 943000            | Information Technology (IT)                            |                |
| 945000            | Major Equipment  | 167,532        |
| 950000            | Other Items of Expense                                 |                |
| 972000            | Other  |                |
| 973000            | Debt Service   |                |
| 983000            | Court Construction                                     |                |
| 990000            | Distributed Administration & Allocation                |                |
| <b>Total</b>      |  | <b>207,532</b> |

A specific funding and expenditure schedule identifying the amounts related to the proposal to be contributed and expended, by fiscal year

| Description        | FY 2017-18 ▼ | FY 2018-19 ▼ | FY 2019-20 ▼ | FY 2020-21 ▼ | FY 2021-22 ▼ | Select Fiscal Year ▼ | Select Fiscal Year ▼ | Select Fiscal Year ▼ | Total  |
|--------------------|--------------|--------------|--------------|--------------|--------------|----------------------|----------------------|----------------------|--------|
| Contribution       | 40,000       | -            | -            | -            | -            |                      |                      |                      | 40,000 |
| Expenditures       | -            | -            | -            | -            | 40,000       |                      |                      |                      | 40,000 |
| Cumulative Balance | 40,000       | 40,000       | 40,000       | 40,000       | -            | -                    | -                    | -                    | -      |

## A specific funding and expenditure schedule identifying the amounts related to the proposal to be contributed and expended, by fiscal year

Original Request:

| Description        | FY 2017-18 ▼ | FY 2019-20 ▼ | FY 2022-23 ▼ | FY 2024-25 ▼ | Select Fiscal Year ▼ | Select Fiscal Year ▼ | Select Fiscal Year ▼ | Select Fiscal Year ▼ | Total   |
|--------------------|--------------|--------------|--------------|--------------|----------------------|----------------------|----------------------|----------------------|---------|
| Contribution       | 40,000       | 127,532      |              |              |                      |                      |                      |                      | 167,532 |
| Expenditures       |              |              | 60,000       | 107,532      |                      |                      |                      |                      | 167,532 |
| Cumulative Balance | 40,000       | 167,532      | 107,532      | -            | -                    | -                    | -                    | -                    | -       |

Amended request

| Description        | FY 2017-18 ▼ | FY 2019-20 ▼ | FY 2021-22 ▼ | FY 2024-25 ▼ | Select Fiscal Year ▼ | Select Fiscal Year ▼ | Select Fiscal Year ▼ | Select Fiscal Year ▼ | Total   |
|--------------------|--------------|--------------|--------------|--------------|----------------------|----------------------|----------------------|----------------------|---------|
| Contribution       | 40,000       | 127,532      | 40,000       |              |                      |                      |                      |                      | 207,532 |
| Expenditures       |              |              |              | 207,532      |                      |                      |                      |                      | 207,532 |
| Cumulative Balance | 40,000       | 167,532      | 207,532      | -            | -                    | -                    | -                    | -                    | -       |

## APPLICATION FOR TCTF FUNDS HELD ON BEHALF OF THE COURT

Please check the type of request:

- ☐ **NEW REQUEST** *(Complete Section I, III, and IV only.)*
- ☒ **AMENDED REQUEST** *(Complete Sections I through IV.)*

**SECTION I: GENERAL INFORMATION****SUPERIOR COURT:**

Mono

**PERSON AUTHORIZING REQUEST** *(Presiding Judge or Court Executive Officer):*

Lester Perpall – Court Executive Officer

**CONTACT PERSON AND CONTACT INFO:**

Tammy Laframboise 760-923-2304

**DATE OF SUBMISSION:**

9/21/2022

**TIME PERIOD COVERED BY THE REQUEST, INCLUDING CONTRIBUTION AND EXPENDITURE:**

FY 20-21 – FY 25-26

**REQUESTED AMOUNT:**

\$105,000

**REASON FOR REQUEST** *(Please briefly summarize the purpose for this request, including a brief description of the project/proposal. Use attachments if additional space is needed.):*

The court has received requests from our justice partners (Sheriff, Mammoth Police, Probation, Alliance One) to employ interfaces with our case management system. We have recently implemented Journal Technology's eCourt solution. At the time of development an interface with the District Attorney's office was included in the scope of the project. These additional interfaces are still in the planning phase and will have staggered deployments over the next 3 years.

**SECTION II: AMENDED REQUEST CHANGES****A. Identify sections and answers amended.**

SECTION I, TIME PERIOD COVERED BY THE REQUEST, SECTION II, SECTION IV. A TAB, B TAB D AMENDED REQUESTS TAB.

**B. Provide a summary of the changes to the request.**

Originally, this project was to take place during FY 22-23 through FY 24-25 but due to limited resources these interfaces need to be pushed out an additional fiscal year and will now take place during FY 23-24 through FY 25-26.

**SECTION III: TRIAL COURT OPERATIONS AND ACCESS TO JUSTICE****A. Explain why the request does not fit within the court's annual operational budget process and the three-year encumbrance term.**

Once our court filled all positions in our schedule 7A, we do not have the budget flexibility to expend the amount requested. It would be difficult to fit this substantial amount of funding into our regular operational budget.

**APPLICATION FOR TCTF FUNDS HELD ON BEHALF OF THE COURT (Continued)**

**SECTION III (continued): TRIAL COURT OPERATIONS AND ACCESS TO JUSTICE**

- B. How will the request enhance the efficiency and/or effectiveness of court operations, and/or increase the availability of court services and programs?**

Interfacing with other agency's information systems to pass information electronically increases efficiency and allows our case management system to automate resulting workflow. In addition, court staff processing time and accuracy will improve.

- C. If a cost efficiency, please provide cost comparison (table template provided).**

- D. Describe the consequences to the court's operations if the court request is not approved.**

If not approved the court will be reliant on antiquated means for passing information which requires additional staff processing time.

- E. Describe the consequences to the public and access to justice if the court request is not approved.**

Sending and receiving information in real-time positions the court to increase court user's access to justice. Continued use of manual paper data transfer slows down processing time.

- F. What alternatives has the court identified if the request is not approved, and why is holding funding in the TCTF the preferred alternative?**

The alternative to interfacing with other agencies is to remaining in the paper world. Interfaces allow us to fully maximize the technology and investment of our case management system.

**SECTION IV: FINANCIAL INFORMATION**

Please provide the following (*table template provided for each*):

**A. Three-year history of year-end fund balances, revenues, and expenditures**

**SEE ATTACHED TCTF FUNDS HELD ON BEHALF TABLES TEMPLATE, SEC. IV. A TAB**

**B. Current detailed budget projections for the fiscal years the trial court would either be contributing to or receiving distributions from the TCTF fund balance held on the court's behalf**

**SEE ATTACHED TCTF FUNDS HELD ON BEHALF TABLES TEMPLATE, SEC. IV. B TAB**

**C. Identification of all costs, by category and amount, needed to fully implement the project**

**SEE ATTACHED TCTF FUNDS HELD ON BEHALF TABLES TEMPLATE, SEC. IV. C TAB**

**D. A specific funding and expenditure schedule identifying the amounts to be contributed and expended, by fiscal year**

**SEE ATTACHED TCTF FUNDS HELD ON BEHALF TABLES TEMPLATE, SEC. IV. D TAB**

If a cost efficiency, please provide cost comparison

| Status Quo            |  | Select Fiscal Year ▼ | Select Fiscal Year ▼ | Select Fiscal Year ▼ | Select Fiscal Year ▼ |
|-----------------------|--|----------------------|----------------------|----------------------|----------------------|
| GL Account            | Description  | Amount               | Amount               | Amount               | Amount               |
| N/A                   | Dedicated Revenue Stream (if applicable)               |                      |                      |                      |                      |
|                       |  |                      |                      |                      |                      |
| 900000                | Salaries   |                      |                      |                      |                      |
| 910000                | Staff Benefits   |                      |                      |                      |                      |
| 920001                | General Expense  |                      |                      |                      |                      |
| 924000                | Printing   |                      |                      |                      |                      |
| 925000                | Telecommunications                                     |                      |                      |                      |                      |
| 926000                | Postage  |                      |                      |                      |                      |
| 928000                | Insurance  |                      |                      |                      |                      |
| 929000                | Travel in State  |                      |                      |                      |                      |
| 931000                | Travel Out of State                                    |                      |                      |                      |                      |
| 933000                | Training   |                      |                      |                      |                      |
| 934000                | Security   |                      |                      |                      |                      |
| 935000                | Facilities Operations                                  |                      |                      |                      |                      |
| 936000                | Utilities  |                      |                      |                      |                      |
| 938000                | Contracted Services                                    |                      |                      |                      |                      |
| 940000                | Consulting and Professional Services - County Provided |                      |                      |                      |                      |
| 943000                | Information Technology (IT)                            |                      |                      |                      |                      |
| 945000                | Major Equipment  |                      |                      |                      |                      |
| 950000                | Other Items of Expense                                 |                      |                      |                      |                      |
| 972000                | Other  |                      |                      |                      |                      |
| 973000                | Debt Service   |                      |                      |                      |                      |
| 983000                | Court Construction                                     |                      |                      |                      |                      |
| 990000                | Distributed Administration & Allocation                |                      |                      |                      |                      |
| Net Revenue (Expense) |  | -                    | -                    | -                    | -                    |

| Proposed Project      |  |        |        |        |        |
|-----------------------|--|--------|--------|--------|--------|
| GL Account            | Description  | Amount | Amount | Amount | Amount |
| N/A                   | Dedicated Revenue Stream (if applicable)               |        |        |        |        |
|                       |  |        |        |        |        |
| 900000                | Salaries   |        |        |        |        |
| 910000                | Staff Benefits   |        |        |        |        |
| 920001                | General Expense  |        |        |        |        |
| 924000                | Printing   |        |        |        |        |
| 925000                | Telecommunications                                     |        |        |        |        |
| 926000                | Postage  |        |        |        |        |
| 928000                | Insurance  |        |        |        |        |
| 929000                | Travel in State  |        |        |        |        |
| 931000                | Travel Out of State                                    |        |        |        |        |
| 933000                | Training   |        |        |        |        |
| 934000                | Security   |        |        |        |        |
| 935000                | Facilities Operations                                  |        |        |        |        |
| 936000                | Utilities  |        |        |        |        |
| 938000                | Contracted Services                                    |        |        |        |        |
| 940000                | Consulting and Professional Services - County Provided |        |        |        |        |
| 943000                | Information Technology (IT)                            |        |        |        |        |
| 945000                | Major Equipment  |        |        |        |        |
| 950000                | Other Items of Expense                                 |        |        |        |        |
| 972000                | Other  |        |        |        |        |
| 973000                | Debt Service   |        |        |        |        |
| 983000                | Court Construction                                     |        |        |        |        |
| 990000                | Distributed Administration & Allocation                |        |        |        |        |
| Net Revenue (Expense) |  | -      | -      | -      | -      |

|                         |   |   |  |   |
|-------------------------|---|---|--|---|
| Cumulative Cost Savings | - | - |  | - |
|-------------------------|---|---|--|---|

If a cost efficiency, please provide cost comparison

| Status Quo                   |  | Select Fiscal Year ▼ | Select Fiscal Year ▼ | Select Fiscal Year ▼ |
|------------------------------|--|----------------------|----------------------|----------------------|
| GL Account                   | Description  | Amount               | Amount               | Amount               |
| N/A                          | Dedicated Revenue Stream (if applicable)               |                      |                      |                      |
|                              |  |                      |                      |                      |
| 900000                       | Salaries   |                      |                      |                      |
| 910000                       | Staff Benefits   |                      |                      |                      |
| 920001                       | General Expense  |                      |                      |                      |
| 924000                       | Printing   |                      |                      |                      |
| 925000                       | Telecommunications                                     |                      |                      |                      |
| 926000                       | Postage  |                      |                      |                      |
| 928000                       | Insurance  |                      |                      |                      |
| 929000                       | Travel in State  |                      |                      |                      |
| 931000                       | Travel Out of State                                    |                      |                      |                      |
| 933000                       | Training   |                      |                      |                      |
| 934000                       | Security   |                      |                      |                      |
| 935000                       | Facilities Operations                                  |                      |                      |                      |
| 936000                       | Utilities  |                      |                      |                      |
| 938000                       | Contracted Services                                    |                      |                      |                      |
|                              | Consulting and Professional Services - County Provided |                      |                      |                      |
| 940000                       |  |                      |                      |                      |
| 943000                       | Information Technology (IT)                            |                      |                      |                      |
| 945000                       | Major Equipment  |                      |                      |                      |
| 950000                       | Other Items of Expense                                 |                      |                      |                      |
| 972000                       | Other  |                      |                      |                      |
| 973000                       | Debt Service   |                      |                      |                      |
| 983000                       | Court Construction                                     |                      |                      |                      |
| 990000                       | Distributed Administration & Allocation                |                      |                      |                      |
| <b>Net Revenue (Expense)</b> |  | -                    | -                    | -                    |

| Proposed Project             |  |        |        |        |
|------------------------------|--|--------|--------|--------|
| GL Account                   | Description  | Amount | Amount | Amount |
| N/A                          | Dedicated Revenue Stream (if applicable)               |        |        |        |
|                              |  |        |        |        |
| 900000                       | Salaries   |        |        |        |
| 910000                       | Staff Benefits   |        |        |        |
| 920001                       | General Expense  |        |        |        |
| 924000                       | Printing   |        |        |        |
| 925000                       | Telecommunications                                     |        |        |        |
| 926000                       | Postage  |        |        |        |
| 928000                       | Insurance  |        |        |        |
| 929000                       | Travel in State  |        |        |        |
| 931000                       | Travel Out of State                                    |        |        |        |
| 933000                       | Training   |        |        |        |
| 934000                       | Security   |        |        |        |
| 935000                       | Facilities Operations                                  |        |        |        |
| 936000                       | Utilities  |        |        |        |
| 938000                       | Contracted Services                                    |        |        |        |
|                              | Consulting and Professional Services - County Provided |        |        |        |
| 940000                       |  |        |        |        |
| 943000                       | Information Technology (IT)                            |        |        |        |
| 945000                       | Major Equipment  |        |        |        |
| 950000                       | Other Items of Expense                                 |        |        |        |
| 972000                       | Other  |        |        |        |
| 973000                       | Debt Service   |        |        |        |
| 983000                       | Court Construction                                     |        |        |        |
| 990000                       | Distributed Administration & Allocation                |        |        |        |
| <b>Net Revenue (Expense)</b> |  | -      | -      | -      |

|                                |   |  |  |
|--------------------------------|---|--|--|
| <b>Cumulative Cost Savings</b> | - |  |  |
|--------------------------------|---|--|--|



## Prior three-year history of year-end fund balances, revenues, and expenditures

| FY 2021-22 ▼                 | FUNDS          |                              |                          |                  |              |             |           |                  |
|------------------------------|----------------|------------------------------|--------------------------|------------------|--------------|-------------|-----------|------------------|
| Description                  | General        | Special Revenue<br>Non-Grant | Special Revenue<br>Grant | Capital Projects | Debt Service | Proprietary | Fiduciary | TOTAL            |
| <b>Beginning Balance</b>     | <b>635,452</b> | <b>78,009</b>                | -                        |                  |              |             |           | <b>713,461</b>   |
| Revenues                     | 2,910,305      | 180,319                      | 61,743                   |                  |              |             |           | <b>3,152,367</b> |
| Expenditures                 | 2,797,988      | 167,406                      | 62,505                   |                  |              |             |           | <b>3,027,899</b> |
| Operating Transfers In (Out) | (762)          |                              | 762                      |                  |              |             |           | -                |
| <b>Ending Fund Balance</b>   | <b>747,007</b> | <b>90,922</b>                | -                        | -                | -            | -           | -         | <b>837,929</b>   |

| FY 2020-21 ▼                 | FUNDS          |                              |                          |                  |              |             |           |                  |
|------------------------------|----------------|------------------------------|--------------------------|------------------|--------------|-------------|-----------|------------------|
| Description                  | General        | Special Revenue<br>Non-Grant | Special Revenue<br>Grant | Capital Projects | Debt Service | Proprietary | Fiduciary | TOTAL            |
| <b>Beginning Balance</b>     | <b>584,526</b> | <b>65,178</b>                | -                        |                  |              |             |           | <b>649,704</b>   |
| Revenues                     | 2,594,936      | 88,695                       | 71,918                   |                  |              |             |           | <b>2,755,549</b> |
| Expenditures                 | 2,544,009      | 75,864                       | 71,919                   |                  |              |             |           | <b>2,691,792</b> |
| Operating Transfers In (Out) | (1)            |                              | 1                        |                  |              |             |           | -                |
| <b>Ending Fund Balance</b>   | <b>635,452</b> | <b>78,009</b>                | -                        | -                | -            | -           | -         | <b>713,461</b>   |

| FY 2019-20 ▼                 | FUNDS          |                              |                          |                  |              |             |           |                  |
|------------------------------|----------------|------------------------------|--------------------------|------------------|--------------|-------------|-----------|------------------|
| Description                  | General        | Special Revenue<br>Non-Grant | Special Revenue<br>Grant | Capital Projects | Debt Service | Proprietary | Fiduciary | TOTAL            |
| <b>Beginning Balance</b>     | <b>207,884</b> | <b>51,377</b>                | -                        |                  |              |             |           | <b>259,261</b>   |
| Revenues                     | 2,425,616      | 83,488                       | 80,716                   |                  |              |             |           | <b>2,589,820</b> |
| Expenditures                 | 2,048,974      | 69,687                       | 80,716                   |                  |              |             |           | <b>2,199,377</b> |
| Operating Transfers In (Out) |                |                              |                          |                  |              |             |           | -                |
| <b>Ending Fund Balance</b>   | <b>584,526</b> | <b>65,178</b>                | -                        | -                | -            | -           | -         | <b>649,704</b>   |

Current detailed budget projections for the fiscal years the trial court would either be contributing to or receiving distributions from the TCTF fund balance held on the cc

|   | FY 2020-21       |                              | FUNDS                    |                  |              |             |           |                  |
|---|------------------|------------------------------|--------------------------|------------------|--------------|-------------|-----------|------------------|
| Description   | General          | Special Revenue<br>Non-Grant | Special Revenue<br>Grant | Capital Projects | Debt Service | Proprietary | Fiduciary | TOTAL            |
| <b>REVENUES</b>   |                  |                              |                          |                  |              |             |           |                  |
| State Financing Sources                                   | 2,491,713        | 10,520                       |                          |                  |              |             |           | 2,502,233        |
| Grants  |                  |                              | 71,918                   |                  |              |             |           | 71,918           |
| Other Financing Sources                                   | 67,499           | 76,001                       |                          |                  |              |             |           | 143,500          |
| <b>TOTAL REVENUES</b>                                     | <b>2,559,212</b> | <b>86,521</b>                | <b>71,918</b>            | -                | -            | -           | -         | <b>2,717,651</b> |
| <b>EXPENDITURES</b>                                       |                  |                              |                          |                  |              |             |           |                  |
| Salaries  | 888,793          | 20,790                       | 8,191                    |                  |              |             |           | 917,773          |
| Staff Benefits  | 579,246          | 13,948                       | 5,274                    |                  |              |             |           | 598,468          |
| General Expense   | 146,917          | 517                          | 4,521                    |                  |              |             |           | 151,956          |
| Printing  | 164              |                              |                          |                  |              |             |           | 164              |
| Telecommunications  | 16,124           | 1,081                        | 4,652                    |                  |              |             |           | 21,858           |
| Postage   | (310)            | 371                          |                          |                  |              |             |           | 61               |
| Insurance   | 2,293            |                              |                          |                  |              |             |           | 2,293            |
| Travel in State   | 125              |                              |                          |                  |              |             |           | 125              |
| Travel Out of State                                       | -                |                              |                          |                  |              |             |           | -                |
| Training  | 2,985            |                              |                          |                  |              |             |           | 2,985            |
| Security  | 568              | 32                           | 176                      |                  |              |             |           | 776              |
| Facilities Operations                                     | 5,123            | 55                           | 330                      |                  |              |             |           | 5,508            |
| Utilities   |                  |                              |                          |                  |              |             |           | -                |
| Contracted Services                                       | 343,233          | 22,949                       | 42,631                   |                  |              |             |           | 408,814          |
| Consulting and Professional Services<br>- County Provided |                  |                              |                          |                  |              |             |           | -                |
| Information Technology (IT)                               | 364,912          | 11,325                       | 3,595                    |                  |              |             |           | 379,833          |
| Major Equipment   |                  |                              |                          |                  |              |             |           | -                |
| Other Items of Expense                                    | 1,280            |                              |                          |                  |              |             |           | 1,280            |
| Juror Costs   | 2,676            |                              |                          |                  |              |             |           | 2,676            |
| Other   |                  | 100                          |                          |                  |              |             |           | 100              |
| Debt Service  |                  |                              |                          |                  |              |             |           | -                |
| Court Construction  |                  |                              |                          |                  |              |             |           | -                |
| Distributed Administration &<br>Allocation                |                  |                              |                          |                  |              |             |           | -                |
| Prior Year Expense Adjustment                             | 151              |                              | 10                       |                  |              |             |           | 161              |
| <b>TOTAL EXPENDITURES</b>                                 | <b>2,354,280</b> | <b>71,170</b>                | <b>69,379</b>            | -                | -            | -           | -         | <b>2,494,830</b> |
| Operating Transfers In (Out)                              |                  |                              |                          |                  |              |             |           | -                |
| <b>Fund Balance (Deficit)</b>                             |                  |                              |                          |                  |              |             |           |                  |
| <b>Beginning Balance (Deficit)</b>                        |                  |                              |                          |                  |              |             |           | -                |
| <b>Ending Balance (Deficit)</b>                           | <b>204,932</b>   | <b>15,351</b>                | <b>2,539</b>             | -                | -            | -           | -         | <b>222,821</b>   |

## Current detailed budget projection on behalf of the Court

|   | FY 2023-24       |                           | FUNDS                 |                  |              |             |           |                  |
|---|------------------|---------------------------|-----------------------|------------------|--------------|-------------|-----------|------------------|
| Description   | General          | Special Revenue Non-Grant | Special Revenue Grant | Capital Projects | Debt Service | Proprietary | Fiduciary | TOTAL            |
| <b>REVENUES</b>   |                  |                           |                       |                  |              |             |           |                  |
| State Financing Sources                                   | 2,497,030        | 12,446                    |                       |                  |              |             |           | 2,509,476        |
| Grants  |                  |                           | 71,918                |                  |              |             |           | 71,918           |
| Other Financing Sources                                   | 67,499           | 76,056                    |                       |                  |              |             |           | 143,555          |
| <b>TOTAL REVENUES</b>                                     | <b>2,564,529</b> | <b>88,502</b>             | <b>71,918</b>         | <b>-</b>         | <b>-</b>     | <b>-</b>    | <b>-</b>  | <b>2,724,949</b> |
| <b>EXPENDITURES</b>                                       |                  |                           |                       |                  |              |             |           |                  |
| Salaries  | 1,085,699        | 22,790                    | 10,191                |                  |              |             |           | 1,118,680        |
| Staff Benefits  | 623,090          | 15,948                    | 7,274                 |                  |              |             |           | 646,312          |
| General Expense   | 185,989          | 591                       | 4,907                 |                  |              |             |           | 191,487          |
| Printing  | 1,444            |                           |                       |                  |              |             |           | 1,444            |
| Telecommunications  | 17,450           | 1,168                     | 4,988                 |                  |              |             |           | 23,606           |
| Postage   | (171)            | 371                       |                       |                  |              |             |           | 200              |
| Insurance   | 2,293            |                           |                       |                  |              |             |           | 2,293            |
| Travel in State   | 125              |                           |                       |                  |              |             |           | 125              |
| Travel Out of State                                       | -                |                           |                       |                  |              |             |           | -                |
| Training  | 2,860            |                           |                       |                  |              |             |           | 2,860            |
| Security  | 568              | 32                        | 176                   |                  |              |             |           | 776              |
| Facilities Operations                                     | 5,747            | 91                        | 526                   |                  |              |             |           | 6,364            |
| Utilities   |                  |                           |                       |                  |              |             |           | -                |
| Contracted Services                                       | 353,180          | 25,431                    | 43,016                |                  |              |             |           | 421,627          |
| Consulting and Professional Services<br>- County Provided |                  |                           |                       |                  |              |             |           | -                |
| Information Technology (IT)                               | 284,072          | 11,326                    | 3,631                 |                  |              |             |           | 299,029          |
| Major Equipment   | 5,449            |                           |                       |                  |              |             |           | 5,449            |
| Other Items of Expense                                    | 1,760            |                           |                       |                  |              |             |           | 1,760            |
| Juror Costs   | 2,676            |                           |                       |                  |              |             |           | 2,676            |
| Other   | (3,216)          | 2,115                     | 1,201                 |                  |              |             |           | 100              |
| Debt Service  |                  |                           |                       |                  |              |             |           | -                |
| Court Construction  |                  |                           |                       |                  |              |             |           | -                |
| Distributed Administration &<br>Allocation                |                  |                           |                       |                  |              |             |           | -                |
| Prior Year Expense Adjustment                             | 151              |                           | 10                    |                  |              |             |           | 161              |
| <b>TOTAL EXPENDITURES</b>                                 | <b>2,569,166</b> | <b>79,863</b>             | <b>75,920</b>         | <b>-</b>         | <b>-</b>     | <b>-</b>    | <b>-</b>  | <b>2,724,949</b> |
| Operating Transfers In (Out)                              |                  |                           |                       |                  |              |             |           | -                |
| <b>Fund Balance (Deficit)</b>                             |                  |                           |                       |                  |              |             |           |                  |
| <b>Beginning Balance (Deficit)</b>                        | <b>204,932</b>   | <b>15,351</b>             | <b>2,539</b>          | <b>-</b>         | <b>-</b>     | <b>-</b>    | <b>-</b>  | <b>222,821</b>   |
| <b>Ending Balance (Deficit)</b>                           | <b>200,295</b>   | <b>23,989</b>             | <b>(1,464)</b>        | <b>-</b>         | <b>-</b>     | <b>-</b>    | <b>-</b>  | <b>222,821</b>   |

## Current detailed budget projection:

|   | FY 2024-25       |                           | FUNDS                 |                  |              |             |           |                  |
|---|------------------|---------------------------|-----------------------|------------------|--------------|-------------|-----------|------------------|
| Description   | General          | Special Revenue Non-Grant | Special Revenue Grant | Capital Projects | Debt Service | Proprietary | Fiduciary | TOTAL            |
| <b>REVENUES</b>   |                  |                           |                       |                  |              |             |           |                  |
| State Financing Sources                                   | 2,497,030        | 12,446                    |                       |                  |              |             |           | 2,509,476        |
| Grants  |                  |                           | 71,918                |                  |              |             |           | 71,918           |
| Other Financing Sources                                   | 67,499           | 76,056                    |                       |                  |              |             |           | 143,555          |
| <b>TOTAL REVENUES</b>                                     | <b>2,564,529</b> | <b>88,502</b>             | <b>71,918</b>         | -                | -            | -           | -         | <b>2,724,949</b> |
| <b>EXPENDITURES</b>                                       |                  |                           |                       |                  |              |             |           |                  |
| Salaries  | 1,085,699        | 22,790                    | 10,191                |                  |              |             |           | 1,118,680        |
| Staff Benefits  | 623,090          | 15,948                    | 7,274                 |                  |              |             |           | 646,312          |
| General Expense   | 185,989          | 591                       | 4,907                 |                  |              |             |           | 191,487          |
| Printing  | 1,444            |                           |                       |                  |              |             |           | 1,444            |
| Telecommunications  | 17,450           | 1,168                     | 4,988                 |                  |              |             |           | 23,606           |
| Postage   | (171)            | 371                       |                       |                  |              |             |           | 200              |
| Insurance   | 2,293            |                           |                       |                  |              |             |           | 2,293            |
| Travel in State   | 125              |                           |                       |                  |              |             |           | 125              |
| Travel Out of State                                       | -                |                           |                       |                  |              |             |           | -                |
| Training  | 2,860            |                           |                       |                  |              |             |           | 2,860            |
| Security  | 568              | 32                        | 176                   |                  |              |             |           | 776              |
| Facilities Operations                                     | 5,747            | 91                        | 526                   |                  |              |             |           | 6,364            |
| Utilities   |                  |                           |                       |                  |              |             |           | -                |
| Contracted Services                                       | 353,180          | 25,431                    | 43,016                |                  |              |             |           | 421,627          |
| Consulting and Professional Services<br>- County Provided |                  |                           |                       |                  |              |             |           | -                |
| Information Technology (IT)                               | 284,072          | 11,326                    | 3,631                 |                  |              |             |           | 299,029          |
| Major Equipment   | 5,449            |                           |                       |                  |              |             |           | 5,449            |
| Other Items of Expense                                    | 1,760            |                           |                       |                  |              |             |           | 1,760            |
| Juror Costs   | 2,676            |                           |                       |                  |              |             |           | 2,676            |
| Other   | (3,216)          | 2,115                     | 1,201                 |                  |              |             |           | 100              |
| Debt Service  |                  |                           |                       |                  |              |             |           | -                |
| Court Construction  |                  |                           |                       |                  |              |             |           | -                |
| Distributed Administration &<br>Allocation                |                  |                           |                       |                  |              |             |           | -                |
| Prior Year Expense Adjustment                             | 151              |                           | 10                    |                  |              |             |           | 161              |
| <b>TOTAL EXPENDITURES</b>                                 | <b>2,569,166</b> | <b>79,863</b>             | <b>75,920</b>         | -                | -            | -           | -         | <b>2,724,949</b> |
| Operating Transfers In (Out)                              |                  |                           |                       |                  |              |             |           | -                |
| <b>Fund Balance (Deficit)</b>                             |                  |                           |                       |                  |              |             |           |                  |
| <b>Beginning Balance (Deficit)</b>                        | <b>200,295</b>   | <b>23,989</b>             | <b>(1,464)</b>        | -                | -            | -           | -         | <b>222,821</b>   |
| <b>Ending Balance (Deficit)</b>                           | <b>195,658</b>   | <b>32,628</b>             | <b>(5,466)</b>        | -                | -            | -           | -         | <b>222,820</b>   |

## Current detailed budget projection:

|   | FY 2024-25       |                           | FUNDS                 |                  |              |             |           |                  |
|---|------------------|---------------------------|-----------------------|------------------|--------------|-------------|-----------|------------------|
| Description   | General          | Special Revenue Non-Grant | Special Revenue Grant | Capital Projects | Debt Service | Proprietary | Fiduciary | TOTAL            |
| <b>REVENUES</b>   |                  |                           |                       |                  |              |             |           |                  |
| State Financing Sources                                   | 2,497,030        | 12,446                    |                       |                  |              |             |           | 2,509,476        |
| Grants  |                  |                           | 71,918                |                  |              |             |           | 71,918           |
| Other Financing Sources                                   | 67,499           | 76,056                    |                       |                  |              |             |           | 143,555          |
| <b>TOTAL REVENUES</b>                                     | <b>2,564,529</b> | <b>88,502</b>             | <b>71,918</b>         | -                | -            | -           | -         | <b>2,724,949</b> |
| <b>EXPENDITURES</b>                                       |                  |                           |                       |                  |              |             |           |                  |
| Salaries  | 1,085,699        | 22,790                    | 10,191                |                  |              |             |           | 1,118,680        |
| Staff Benefits  | 623,090          | 15,948                    | 7,274                 |                  |              |             |           | 646,312          |
| General Expense   | 185,989          | 591                       | 4,907                 |                  |              |             |           | 191,487          |
| Printing  | 1,444            |                           |                       |                  |              |             |           | 1,444            |
| Telecommunications  | 17,450           | 1,168                     | 4,988                 |                  |              |             |           | 23,606           |
| Postage   | (171)            | 371                       |                       |                  |              |             |           | 200              |
| Insurance   | 2,293            |                           |                       |                  |              |             |           | 2,293            |
| Travel in State   | 125              |                           |                       |                  |              |             |           | 125              |
| Travel Out of State                                       | -                |                           |                       |                  |              |             |           | -                |
| Training  | 2,860            |                           |                       |                  |              |             |           | 2,860            |
| Security  | 568              | 32                        | 176                   |                  |              |             |           | 776              |
| Facilities Operations                                     | 5,747            | 91                        | 526                   |                  |              |             |           | 6,364            |
| Utilities   |                  |                           |                       |                  |              |             |           | -                |
| Contracted Services                                       | 353,180          | 25,431                    | 43,016                |                  |              |             |           | 421,627          |
| Consulting and Professional Services<br>- County Provided |                  |                           |                       |                  |              |             |           | -                |
| Information Technology (IT)                               | 284,072          | 11,326                    | 3,631                 |                  |              |             |           | 299,029          |
| Major Equipment   | 5,449            |                           |                       |                  |              |             |           | 5,449            |
| Other Items of Expense                                    | 1,760            |                           |                       |                  |              |             |           | 1,760            |
| Juror Costs   | 2,676            |                           |                       |                  |              |             |           | 2,676            |
| Other   | (3,216)          | 2,115                     | 1,201                 |                  |              |             |           | 100              |
| Debt Service  |                  |                           |                       |                  |              |             |           | -                |
| Court Construction  |                  |                           |                       |                  |              |             |           | -                |
| Distributed Administration &<br>Allocation                |                  |                           |                       |                  |              |             |           | -                |
| Prior Year Expense Adjustment                             | 151              |                           | 10                    |                  |              |             |           | 161              |
| <b>TOTAL EXPENDITURES</b>                                 | <b>2,569,166</b> | <b>79,863</b>             | <b>75,920</b>         | -                | -            | -           | -         | <b>2,724,949</b> |
| Operating Transfers In (Out)                              |                  |                           |                       |                  |              |             |           | -                |
| <b>Fund Balance (Deficit)</b>                             |                  |                           |                       |                  |              |             |           |                  |
| <b>Beginning Balance (Deficit)</b>                        | <b>195,658</b>   | <b>32,628</b>             | <b>(5,466)</b>        | -                | -            | -           | -         | <b>222,820</b>   |
| <b>Ending Balance (Deficit)</b>                           | <b>191,021</b>   | <b>41,267</b>             | <b>(9,468)</b>        | -                | -            | -           | -         | <b>222,820</b>   |

## Current detailed budget projection:

|   | Select Fiscal Year ▼ | FUNDS                        |                          |                  |              |             |           |         |
|---|----------------------|------------------------------|--------------------------|------------------|--------------|-------------|-----------|---------|
| Description   | General              | Special Revenue<br>Non-Grant | Special Revenue<br>Grant | Capital Projects | Debt Service | Proprietary | Fiduciary | TOTAL   |
| <b>REVENUES</b>   |                      |                              |                          |                  |              |             |           |         |
| State Financing Sources                                   |                      |                              |                          |                  |              |             |           | -       |
| Grants  |                      |                              |                          |                  |              |             |           | -       |
| Other Financing Sources                                   |                      |                              |                          |                  |              |             |           | -       |
| <b>TOTAL REVENUES</b>                                     | -                    | -                            | -                        | -                | -            | -           | -         | -       |
| <b>EXPENDITURES</b>                                       |                      |                              |                          |                  |              |             |           |         |
| Salaries  |                      |                              |                          |                  |              |             |           | -       |
| Staff Benefits  |                      |                              |                          |                  |              |             |           | -       |
| General Expense   |                      |                              |                          |                  |              |             |           | -       |
| Printing  |                      |                              |                          |                  |              |             |           | -       |
| Telecommunications  |                      |                              |                          |                  |              |             |           | -       |
| Postage   |                      |                              |                          |                  |              |             |           | -       |
| Insurance   |                      |                              |                          |                  |              |             |           | -       |
| Travel in State   |                      |                              |                          |                  |              |             |           | -       |
| Travel Out of State                                       |                      |                              |                          |                  |              |             |           | -       |
| Training  |                      |                              |                          |                  |              |             |           | -       |
| Security  |                      |                              |                          |                  |              |             |           | -       |
| Facilities Operations                                     |                      |                              |                          |                  |              |             |           | -       |
| Utilities   |                      |                              |                          |                  |              |             |           | -       |
| Contracted Services                                       |                      |                              |                          |                  |              |             |           | -       |
| Consulting and Professional Services<br>- County Provided |                      |                              |                          |                  |              |             |           | -       |
| Information Technology (IT)                               |                      |                              |                          |                  |              |             |           | -       |
| Major Equipment   |                      |                              |                          |                  |              |             |           | -       |
| Other Items of Expense                                    |                      |                              |                          |                  |              |             |           | -       |
| Juror Costs   |                      |                              |                          |                  |              |             |           | -       |
| Other   |                      |                              |                          |                  |              |             |           | -       |
| Debt Service  |                      |                              |                          |                  |              |             |           | -       |
| Court Construction  |                      |                              |                          |                  |              |             |           | -       |
| Distributed Administration &<br>Allocation                |                      |                              |                          |                  |              |             |           | -       |
| Prior Year Expense Adjustment                             |                      |                              |                          |                  |              |             |           | -       |
| <b>TOTAL EXPENDITURES</b>                                 | -                    | -                            | -                        | -                | -            | -           | -         | -       |
| Operating Transfers In (Out)                              |                      |                              |                          |                  |              |             |           | -       |
| <b>Fund Balance (Deficit)</b>                             |                      |                              |                          |                  |              |             |           |         |
| <b>Beginning Balance (Deficit)</b>                        | 191,021              | 41,267                       | (9,468)                  | -                | -            | -           | -         | 222,820 |
| <b>Ending Balance (Deficit)</b>                           | 191,021              | 41,267                       | (9,468)                  | -                | -            | -           | -         | 222,820 |

## Current detailed budget projection:

|   | Select Fiscal Year ▼ | FUNDS                        |                          |                  |              |             |           |         |
|---|----------------------|------------------------------|--------------------------|------------------|--------------|-------------|-----------|---------|
| Description   | General              | Special Revenue<br>Non-Grant | Special Revenue<br>Grant | Capital Projects | Debt Service | Proprietary | Fiduciary | TOTAL   |
| <b>REVENUES</b>   |                      |                              |                          |                  |              |             |           |         |
| State Financing Sources                                   |                      |                              |                          |                  |              |             |           | -       |
| Grants  |                      |                              |                          |                  |              |             |           | -       |
| Other Financing Sources                                   |                      |                              |                          |                  |              |             |           | -       |
| <b>TOTAL REVENUES</b>                                     | -                    | -                            | -                        | -                | -            | -           | -         | -       |
| <b>EXPENDITURES</b>                                       |                      |                              |                          |                  |              |             |           |         |
| Salaries  |                      |                              |                          |                  |              |             |           | -       |
| Staff Benefits  |                      |                              |                          |                  |              |             |           | -       |
| General Expense   |                      |                              |                          |                  |              |             |           | -       |
| Printing  |                      |                              |                          |                  |              |             |           | -       |
| Telecommunications  |                      |                              |                          |                  |              |             |           | -       |
| Postage   |                      |                              |                          |                  |              |             |           | -       |
| Insurance   |                      |                              |                          |                  |              |             |           | -       |
| Travel in State   |                      |                              |                          |                  |              |             |           | -       |
| Travel Out of State                                       |                      |                              |                          |                  |              |             |           | -       |
| Training  |                      |                              |                          |                  |              |             |           | -       |
| Security  |                      |                              |                          |                  |              |             |           | -       |
| Facilities Operations                                     |                      |                              |                          |                  |              |             |           | -       |
| Utilities   |                      |                              |                          |                  |              |             |           | -       |
| Contracted Services                                       |                      |                              |                          |                  |              |             |           | -       |
| Consulting and Professional Services<br>- County Provided |                      |                              |                          |                  |              |             |           | -       |
| Information Technology (IT)                               |                      |                              |                          |                  |              |             |           | -       |
| Major Equipment   |                      |                              |                          |                  |              |             |           | -       |
| Other Items of Expense                                    |                      |                              |                          |                  |              |             |           | -       |
| Juror Costs   |                      |                              |                          |                  |              |             |           | -       |
| Other   |                      |                              |                          |                  |              |             |           | -       |
| Debt Service  |                      |                              |                          |                  |              |             |           | -       |
| Court Construction  |                      |                              |                          |                  |              |             |           | -       |
| Distributed Administration &<br>Allocation                |                      |                              |                          |                  |              |             |           | -       |
| Prior Year Expense Adjustment                             |                      |                              |                          |                  |              |             |           | -       |
| <b>TOTAL EXPENDITURES</b>                                 | -                    | -                            | -                        | -                | -            | -           | -         | -       |
| Operating Transfers In (Out)                              |                      |                              |                          |                  |              |             |           | -       |
| <b>Fund Balance (Deficit)</b>                             |                      |                              |                          |                  |              |             |           |         |
| <b>Beginning Balance (Deficit)</b>                        | 191,021              | 41,267                       | (9,468)                  | -                | -            | -           | -         | 222,820 |
| <b>Ending Balance (Deficit)</b>                           | 191,021              | 41,267                       | (9,468)                  | -                | -            | -           | -         | 222,820 |

## Current detailed budget projection:

|   | Select Fiscal Year ▼ | FUNDS                        |                          |                  |              |             |           |         |
|---|----------------------|------------------------------|--------------------------|------------------|--------------|-------------|-----------|---------|
| Description   | General              | Special Revenue<br>Non-Grant | Special Revenue<br>Grant | Capital Projects | Debt Service | Proprietary | Fiduciary | TOTAL   |
| <b>REVENUES</b>   |                      |                              |                          |                  |              |             |           |         |
| State Financing Sources                                   |                      |                              |                          |                  |              |             |           | -       |
| Grants  |                      |                              |                          |                  |              |             |           | -       |
| Other Financing Sources                                   |                      |                              |                          |                  |              |             |           | -       |
| <b>TOTAL REVENUES</b>                                     | -                    | -                            | -                        | -                | -            | -           | -         | -       |
| <b>EXPENDITURES</b>                                       |                      |                              |                          |                  |              |             |           |         |
| Salaries  |                      |                              |                          |                  |              |             |           | -       |
| Staff Benefits  |                      |                              |                          |                  |              |             |           | -       |
| General Expense   |                      |                              |                          |                  |              |             |           | -       |
| Printing  |                      |                              |                          |                  |              |             |           | -       |
| Telecommunications  |                      |                              |                          |                  |              |             |           | -       |
| Postage   |                      |                              |                          |                  |              |             |           | -       |
| Insurance   |                      |                              |                          |                  |              |             |           | -       |
| Travel in State   |                      |                              |                          |                  |              |             |           | -       |
| Travel Out of State                                       |                      |                              |                          |                  |              |             |           | -       |
| Training  |                      |                              |                          |                  |              |             |           | -       |
| Security  |                      |                              |                          |                  |              |             |           | -       |
| Facilities Operations                                     |                      |                              |                          |                  |              |             |           | -       |
| Utilities   |                      |                              |                          |                  |              |             |           | -       |
| Contracted Services                                       |                      |                              |                          |                  |              |             |           | -       |
| Consulting and Professional Services<br>- County Provided |                      |                              |                          |                  |              |             |           | -       |
| Information Technology (IT)                               |                      |                              |                          |                  |              |             |           | -       |
| Major Equipment   |                      |                              |                          |                  |              |             |           | -       |
| Other Items of Expense                                    |                      |                              |                          |                  |              |             |           | -       |
| Juror Costs   |                      |                              |                          |                  |              |             |           | -       |
| Other   |                      |                              |                          |                  |              |             |           | -       |
| Debt Service  |                      |                              |                          |                  |              |             |           | -       |
| Court Construction  |                      |                              |                          |                  |              |             |           | -       |
| Distributed Administration &<br>Allocation                |                      |                              |                          |                  |              |             |           | -       |
| Prior Year Expense Adjustment                             |                      |                              |                          |                  |              |             |           | -       |
| <b>TOTAL EXPENDITURES</b>                                 | -                    | -                            | -                        | -                | -            | -           | -         | -       |
| Operating Transfers In (Out)                              |                      |                              |                          |                  |              |             |           | -       |
| <b>Fund Balance (Deficit)</b>                             |                      |                              |                          |                  |              |             |           |         |
| <b>Beginning Balance (Deficit)</b>                        | 191,021              | 41,267                       | (9,468)                  | -                | -            | -           | -         | 222,820 |
| <b>Ending Balance (Deficit)</b>                           | 191,021              | 41,267                       | (9,468)                  | -                | -            | -           | -         | 222,820 |



## Current detailed budget projection:

|   | Select Fiscal Year ▼ | FUNDS                        |                          |                  |              |             |           |         |
|---|----------------------|------------------------------|--------------------------|------------------|--------------|-------------|-----------|---------|
| Description   | General              | Special Revenue<br>Non-Grant | Special Revenue<br>Grant | Capital Projects | Debt Service | Proprietary | Fiduciary | TOTAL   |
| <b>REVENUES</b>   |                      |                              |                          |                  |              |             |           |         |
| State Financing Sources                                   |                      |                              |                          |                  |              |             |           | -       |
| Grants  |                      |                              |                          |                  |              |             |           | -       |
| Other Financing Sources                                   |                      |                              |                          |                  |              |             |           | -       |
| <b>TOTAL REVENUES</b>                                     | -                    | -                            | -                        | -                | -            | -           | -         | -       |
| <b>EXPENDITURES</b>                                       |                      |                              |                          |                  |              |             |           |         |
| Salaries  |                      |                              |                          |                  |              |             |           | -       |
| Staff Benefits  |                      |                              |                          |                  |              |             |           | -       |
| General Expense   |                      |                              |                          |                  |              |             |           | -       |
| Printing  |                      |                              |                          |                  |              |             |           | -       |
| Telecommunications  |                      |                              |                          |                  |              |             |           | -       |
| Postage   |                      |                              |                          |                  |              |             |           | -       |
| Insurance   |                      |                              |                          |                  |              |             |           | -       |
| Travel in State   |                      |                              |                          |                  |              |             |           | -       |
| Travel Out of State                                       |                      |                              |                          |                  |              |             |           | -       |
| Training  |                      |                              |                          |                  |              |             |           | -       |
| Security  |                      |                              |                          |                  |              |             |           | -       |
| Facilities Operations                                     |                      |                              |                          |                  |              |             |           | -       |
| Utilities   |                      |                              |                          |                  |              |             |           | -       |
| Contracted Services                                       |                      |                              |                          |                  |              |             |           | -       |
| Consulting and Professional Services<br>- County Provided |                      |                              |                          |                  |              |             |           | -       |
| Information Technology (IT)                               |                      |                              |                          |                  |              |             |           | -       |
| Major Equipment   |                      |                              |                          |                  |              |             |           | -       |
| Other Items of Expense                                    |                      |                              |                          |                  |              |             |           | -       |
| Juror Costs   |                      |                              |                          |                  |              |             |           | -       |
| Other   |                      |                              |                          |                  |              |             |           | -       |
| Debt Service  |                      |                              |                          |                  |              |             |           | -       |
| Court Construction  |                      |                              |                          |                  |              |             |           | -       |
| Distributed Administration &<br>Allocation                |                      |                              |                          |                  |              |             |           | -       |
| Prior Year Expense Adjustment                             |                      |                              |                          |                  |              |             |           | -       |
| <b>TOTAL EXPENDITURES</b>                                 | -                    | -                            | -                        | -                | -            | -           | -         | -       |
| Operating Transfers In (Out)                              |                      |                              |                          |                  |              |             |           | -       |
| <b>Fund Balance (Deficit)</b>                             |                      |                              |                          |                  |              |             |           |         |
| <b>Beginning Balance (Deficit)</b>                        | 191,021              | 41,267                       | (9,468)                  | -                | -            | -           | -         | 222,820 |
| <b>Ending Balance (Deficit)</b>                           | 191,021              | 41,267                       | (9,468)                  | -                | -            | -           | -         | 222,820 |

## Identification of all costs, by category and amount, needed to fully implement the project

| Expenses Category |  | Amount         |
|-------------------|--|----------------|
| GL Account        | Description  |                |
| 900000            | Salaries   |                |
| 910000            | Staff Benefits   |                |
| 920001            | General Expense  |                |
| 924000            | Printing   |                |
| 925000            | Telecommunications                                     |                |
| 926000            | Postage  |                |
| 928000            | Insurance  |                |
| 929000            | Travel in State  |                |
| 931000            | Travel Out of State                                    |                |
| 933000            | Training   |                |
| 934000            | Security   |                |
| 935000            | Facilities Operations                                  |                |
| 936000            | Utilities  |                |
| 938000            | Contracted Services                                    | 105,000        |
| 940000            | Consulting and Professional Services - County Provided |                |
| 943000            | Information Technology (IT)                            |                |
| 945000            | Major Equipment  |                |
| 950000            | Other Items of Expense                                 |                |
| 972000            | Other  |                |
| 973000            | Debt Service   |                |
| 983000            | Court Construction                                     |                |
| 990000            | Distributed Administration & Allocation                |                |
| <b>Total</b>      |  | <b>105,000</b> |

A specific funding and expenditure schedule identifying the amounts related to the proposal to be contributed and expended, by fiscal year

| Description        | FY 2020-21 ▼ | FY 2021-22 ▼ | FY 2022-23 ▼ | FY 2023-24 ▼ | Select Fiscal Year ▼ | Select Fiscal Year ▼ | Select Fiscal Year ▼ | Select Fiscal Year ▼ | Total   |
|--------------------|--------------|--------------|--------------|--------------|----------------------|----------------------|----------------------|----------------------|---------|
| Contribution       | 105,000      |              |              |              |                      |                      |                      |                      | 105,000 |
| Expenditures       |              | 45,000       | 30,000       | 30,000       |                      |                      |                      |                      | 105,000 |
| Cumulative Balance | 105,000      | 60,000       | 30,000       | -            | -                    | -                    | -                    | -                    | -       |

## A specific funding and expenditure schedule identifying the amounts related to the proposal to be contributed and expended, by fiscal year

Original Request:

| Description        | FY 2020-21 ▼ | FY 2022-23 ▼ | FY 2023-24 ▼ | FY 2024-25 ▼ | Select Fiscal Year ▼ | Select Fiscal Year ▼ | Select Fiscal Year ▼ | Select Fiscal Year ▼ | Total   |
|--------------------|--------------|--------------|--------------|--------------|----------------------|----------------------|----------------------|----------------------|---------|
| Contribution       | 105,000      |              |              |              |                      |                      |                      |                      | 105,000 |
| Expenditures       |              | 45,000       | 30,000       | 30,000       |                      |                      |                      |                      | 105,000 |
| Cumulative Balance | 105,000      | 60,000       | 30,000       | -            | -                    | -                    | -                    | -                    | -       |

Amended request

| Description        | FY 2020-21 ▼ | FY 2023-24 ▼ | FY 2024-25 ▼ | FY 2024-25 ▼ | Select Fiscal Year ▼ | Select Fiscal Year ▼ | Select Fiscal Year ▼ | Select Fiscal Year ▼ | Total   |
|--------------------|--------------|--------------|--------------|--------------|----------------------|----------------------|----------------------|----------------------|---------|
| Contribution       | 105,000      |              |              |              |                      |                      |                      |                      | 105,000 |
| Expenditures       |              | 45,000       | 30,000       | 30,000       |                      |                      |                      |                      | 105,000 |
| Cumulative Balance | 105,000      | 60,000       | 30,000       | -            | -                    | -                    | -                    | -                    | -       |

## APPLICATION FOR TCTF FUNDS HELD ON BEHALF OF THE COURT

Please check the type of request:

- ☐ **NEW REQUEST** (Complete Section I, III, and IV only.)
- ☒ **AMENDED REQUEST** (Complete Sections I through IV.)

**SECTION I: GENERAL INFORMATION**

|   |   |                                       |
|---|---|---------------------------------------|
| <b>SUPERIOR COURT:</b><br>Mono          | <b>PERSON AUTHORIZING REQUEST</b> (Presiding Judge or Court Executive Officer):<br>Lester Perpall         |                                       |
|   | <b>CONTACT PERSON AND CONTACT INFO:</b><br>Tammy Laframboise 760-923-2304                                 |                                       |
| <b>DATE OF SUBMISSION:</b><br>9/21/2022 | <b>TIME PERIOD COVERED BY THE REQUEST, INCLUDING CONTRIBUTION AND EXPENDITURE:</b><br>FY 18-19 – FY 23-24 | <b>REQUESTED AMOUNT:</b><br>\$140,000 |

**REASON FOR REQUEST** (Please briefly summarize the purpose for this request, including a brief description of the project/proposal. Use attachments if additional space is needed.):

Request to hold TCTF funds for technology need-document digital scanning/storing services. Our court wants to scan hard copy paper court records to convert them into digital files at our Bridgeport location. This would allow the court to be prepared for the future deployment of a new case management system that will allow digital court record document management and eliminate paper court record files. This would alleviate an ongoing struggle for many courts, which is finding physical storage space for hard copy paper court records.

**SECTION II: AMENDED REQUEST CHANGES**

**A. Identify sections and answers amended.**

SECTION I, TIME PERIOD COVERED BY THE REQUEST, REQUESTED AMOUNT, SECTION II, SECTION IV. A TAB, B TAB, C TAB & SECTION IV.D AMENDED REQUESTS TAB.

**B. Provide a summary of the changes to the request.**

As we move more towards being completely digital and additional boxes of files being identified to be scanned the overall cost increased from \$105,000 to \$140,000. An additional \$35,000 would like to be added to this funds held request. Also, with the increased amount of boxes the project is going to be completed in phases over four fiscal years instead of three fiscal years as indicated in our previous amended request.

**SECTION III: TRIAL COURT OPERATIONS AND ACCESS TO JUSTICE**

**A. Explain why the request does not fit within the court's annual operational budget process and the three-year encumbrance term.**

Now that our court has filled all positions in our schedule 7 a, we do not have the budget flexibility to expend the amount requested. We were not confident about the amount of our budget surplus to have sufficient time to do a request for proposal process, contract with a vendor and encumber the funding to take advantage of the three-year encumbrance term.

**APPLICATION FOR TCTF FUNDS HELD ON BEHALF OF THE COURT (Continued)**

**SECTION III (continued): TRIAL COURT OPERATIONS AND ACCESS TO JUSTICE**

- A. How will the request enhance the efficiency and/or effectiveness of court operations, and/or increase the availability of court services and programs?**

The ability to scan court file records and have them in a searchable digital format will allow the court to respond to justice partner and public records requests much more promptly and efficiently. We currently store many of our older case record files in our Bridgeport branch court location which is only staffed 2 days a week and is 50 miles away from the main courthouse. Consequently, it may take 2 to 3 weeks to fulfill a records request if the records are located at our branch court location. Scanning and digitizing the court file records will reduce the need for physical file record space and create more usable workspace at both our courthouse locations.

- B. If a cost efficiency, please provide cost comparison (table template provided).**

- C. Describe the consequences to the court's operations if the court request is not approved.**

The inability to scan and digitize our court record files will prevent the court from taking advantage of important functions that will be available in a new case management system, such as e-filing and creating a paperless digital work environment that makes case record information easily available and easily shared.

- D. Describe the consequences to the public and access to justice if the court request is not approved.**

Justice partner and public records requests would continue to take excessive amount of time to respond to since court staff would need to continue to search hard copy court records.

- E. What alternatives has the court identified if the request is not approved, and why is holding funding in the TCTF the preferred alternative?**

We believe that use of our own funding is preferable to requesting supplemental funding.

**SECTION IV: FINANCIAL INFORMATION**

Please provide the following (*table template provided for each*):

**A. Three-year history of year-end fund balances, revenues, and expenditures**

**SEE ATTACHED TCTF FUNDS HELD ON BEHALF TABLES TEMPLATE – FINAL, SEC. IV. A TAB**

**B. Current detailed budget projections for the fiscal years the trial court would either be contributing to or receiving distributions from the TCTF fund balance held on the court's behalf**

**SEE ATTACHED TCTF FUNDS HELD ON BEHALF TABLES TEMPLATE – FINAL, SEC. IV. B TAB**

**C. Identification of all costs, by category and amount, needed to fully implement the project**

**SEE ATTACHED TCTF FUNDS HELD ON BEHALF TABLES TEMPLATE – FINAL, SEC. IV. C TAB**

**D. A specific funding and expenditure schedule identifying the amounts to be contributed and expended, by fiscal year**

**SEE ATTACHED TCTF FUNDS HELD ON BEHALF TABLES TEMPLATE – FINAL, SEC. IV. D AMENDED REQUESTS TAB**

If a cost efficiency, please provide cost comparison

| Status Quo            |  | Select Fiscal Year ▼ | Select Fiscal Year ▼ | Select Fiscal Year ▼ | Select Fiscal Year ▼ |
|-----------------------|--|----------------------|----------------------|----------------------|----------------------|
| GL Account            | Description  | Amount               | Amount               | Amount               | Amount               |
| N/A                   | Dedicated Revenue Stream (if applicable)               |                      |                      |                      |                      |
|                       |  |                      |                      |                      |                      |
| 900000                | Salaries   |                      |                      |                      |                      |
| 910000                | Staff Benefits   |                      |                      |                      |                      |
| 920001                | General Expense  |                      |                      |                      |                      |
| 924000                | Printing   |                      |                      |                      |                      |
| 925000                | Telecommunications                                     |                      |                      |                      |                      |
| 926000                | Postage  |                      |                      |                      |                      |
| 928000                | Insurance  |                      |                      |                      |                      |
| 929000                | Travel in State  |                      |                      |                      |                      |
| 931000                | Travel Out of State                                    |                      |                      |                      |                      |
| 933000                | Training   |                      |                      |                      |                      |
| 934000                | Security   |                      |                      |                      |                      |
| 935000                | Facilities Operations                                  |                      |                      |                      |                      |
| 936000                | Utilities  |                      |                      |                      |                      |
| 938000                | Contracted Services                                    |                      |                      |                      |                      |
| 940000                | Consulting and Professional Services - County Provided |                      |                      |                      |                      |
| 943000                | Information Technology (IT)                            |                      |                      |                      |                      |
| 945000                | Major Equipment  |                      |                      |                      |                      |
| 950000                | Other Items of Expense                                 |                      |                      |                      |                      |
| 972000                | Other  |                      |                      |                      |                      |
| 973000                | Debt Service   |                      |                      |                      |                      |
| 983000                | Court Construction                                     |                      |                      |                      |                      |
| 990000                | Distributed Administration & Allocation                |                      |                      |                      |                      |
| Net Revenue (Expense) |  | -                    | -                    | -                    | -                    |

| Proposed Project      |  |        |        |        |        |
|-----------------------|--|--------|--------|--------|--------|
| GL Account            | Description  | Amount | Amount | Amount | Amount |
| N/A                   | Dedicated Revenue Stream (if applicable)               |        |        |        |        |
|                       |  |        |        |        |        |
| 900000                | Salaries   |        |        |        |        |
| 910000                | Staff Benefits   |        |        |        |        |
| 920001                | General Expense  |        |        |        |        |
| 924000                | Printing   |        |        |        |        |
| 925000                | Telecommunications                                     |        |        |        |        |
| 926000                | Postage  |        |        |        |        |
| 928000                | Insurance  |        |        |        |        |
| 929000                | Travel in State  |        |        |        |        |
| 931000                | Travel Out of State                                    |        |        |        |        |
| 933000                | Training   |        |        |        |        |
| 934000                | Security   |        |        |        |        |
| 935000                | Facilities Operations                                  |        |        |        |        |
| 936000                | Utilities  |        |        |        |        |
| 938000                | Contracted Services                                    |        |        |        |        |
| 940000                | Consulting and Professional Services - County Provided |        |        |        |        |
| 943000                | Information Technology (IT)                            |        |        |        |        |
| 945000                | Major Equipment  |        |        |        |        |
| 950000                | Other Items of Expense                                 |        |        |        |        |
| 972000                | Other  |        |        |        |        |
| 973000                | Debt Service   |        |        |        |        |
| 983000                | Court Construction                                     |        |        |        |        |
| 990000                | Distributed Administration & Allocation                |        |        |        |        |
| Net Revenue (Expense) |  | -      | -      | -      | -      |

|                         |   |   |  |   |
|-------------------------|---|---|--|---|
| Cumulative Cost Savings | - | - |  | - |
|-------------------------|---|---|--|---|



If a cost efficiency, please provide cost comparison

| Status Quo                   |  | Select Fiscal Year ▼ | Select Fiscal Year ▼ | Select Fiscal Year ▼ |
|------------------------------|--|----------------------|----------------------|----------------------|
| GL Account                   | Description  | Amount               | Amount               | Amount               |
| N/A                          | Dedicated Revenue Stream (if applicable)               |                      |                      |                      |
|                              |  |                      |                      |                      |
| 900000                       | Salaries   |                      |                      |                      |
| 910000                       | Staff Benefits   |                      |                      |                      |
| 920001                       | General Expense  |                      |                      |                      |
| 924000                       | Printing   |                      |                      |                      |
| 925000                       | Telecommunications                                     |                      |                      |                      |
| 926000                       | Postage  |                      |                      |                      |
| 928000                       | Insurance  |                      |                      |                      |
| 929000                       | Travel in State  |                      |                      |                      |
| 931000                       | Travel Out of State                                    |                      |                      |                      |
| 933000                       | Training   |                      |                      |                      |
| 934000                       | Security   |                      |                      |                      |
| 935000                       | Facilities Operations                                  |                      |                      |                      |
| 936000                       | Utilities  |                      |                      |                      |
| 938000                       | Contracted Services                                    |                      |                      |                      |
|                              | Consulting and Professional Services - County Provided |                      |                      |                      |
| 940000                       |  |                      |                      |                      |
| 943000                       | Information Technology (IT)                            |                      |                      |                      |
| 945000                       | Major Equipment  |                      |                      |                      |
| 950000                       | Other Items of Expense                                 |                      |                      |                      |
| 972000                       | Other  |                      |                      |                      |
| 973000                       | Debt Service   |                      |                      |                      |
| 983000                       | Court Construction                                     |                      |                      |                      |
| 990000                       | Distributed Administration & Allocation                |                      |                      |                      |
| <b>Net Revenue (Expense)</b> |  | -                    | -                    | -                    |

| Proposed Project             |  |        |        |        |
|------------------------------|--|--------|--------|--------|
| GL Account                   | Description  | Amount | Amount | Amount |
| N/A                          | Dedicated Revenue Stream (if applicable)               |        |        |        |
|                              |  |        |        |        |
| 900000                       | Salaries   |        |        |        |
| 910000                       | Staff Benefits   |        |        |        |
| 920001                       | General Expense  |        |        |        |
| 924000                       | Printing   |        |        |        |
| 925000                       | Telecommunications                                     |        |        |        |
| 926000                       | Postage  |        |        |        |
| 928000                       | Insurance  |        |        |        |
| 929000                       | Travel in State  |        |        |        |
| 931000                       | Travel Out of State                                    |        |        |        |
| 933000                       | Training   |        |        |        |
| 934000                       | Security   |        |        |        |
| 935000                       | Facilities Operations                                  |        |        |        |
| 936000                       | Utilities  |        |        |        |
| 938000                       | Contracted Services                                    |        |        |        |
|                              | Consulting and Professional Services - County Provided |        |        |        |
| 940000                       |  |        |        |        |
| 943000                       | Information Technology (IT)                            |        |        |        |
| 945000                       | Major Equipment  |        |        |        |
| 950000                       | Other Items of Expense                                 |        |        |        |
| 972000                       | Other  |        |        |        |
| 973000                       | Debt Service   |        |        |        |
| 983000                       | Court Construction                                     |        |        |        |
| 990000                       | Distributed Administration & Allocation                |        |        |        |
| <b>Net Revenue (Expense)</b> |  | -      | -      | -      |

|                                |   |  |  |
|--------------------------------|---|--|--|
| <b>Cumulative Cost Savings</b> | - |  |  |
|--------------------------------|---|--|--|

## Prior three-year history of year-end fund balances, revenues, and expenditures

| FY 2021-22 ▼                 | FUNDS          |                              |                          |                  |              |             |           |                  |
|------------------------------|----------------|------------------------------|--------------------------|------------------|--------------|-------------|-----------|------------------|
| Description                  | General        | Special Revenue<br>Non-Grant | Special Revenue<br>Grant | Capital Projects | Debt Service | Proprietary | Fiduciary | TOTAL            |
| <b>Beginning Balance</b>     | <b>635,452</b> | <b>78,009</b>                | -                        |                  |              |             |           | <b>713,461</b>   |
| Revenues                     | 2,910,305      | 180,319                      | 61,743                   |                  |              |             |           | <b>3,152,367</b> |
| Expenditures                 | 2,797,988      | 167,406                      | 62,505                   |                  |              |             |           | <b>3,027,899</b> |
| Operating Transfers In (Out) | (762)          |                              | 762                      |                  |              |             |           | -                |
| <b>Ending Fund Balance</b>   | <b>747,007</b> | <b>90,922</b>                | -                        | -                | -            | -           | -         | <b>837,929</b>   |

| FY 2020-21 ▼                 | FUNDS          |                              |                          |                  |              |             |           |                  |
|------------------------------|----------------|------------------------------|--------------------------|------------------|--------------|-------------|-----------|------------------|
| Description                  | General        | Special Revenue<br>Non-Grant | Special Revenue<br>Grant | Capital Projects | Debt Service | Proprietary | Fiduciary | TOTAL            |
| <b>Beginning Balance</b>     | <b>584,526</b> | <b>65,178</b>                | -                        |                  |              |             |           | <b>649,704</b>   |
| Revenues                     | 2,594,936      | 88,695                       | 71,918                   |                  |              |             |           | <b>2,755,549</b> |
| Expenditures                 | 2,544,009      | 75,864                       | 71,919                   |                  |              |             |           | <b>2,691,792</b> |
| Operating Transfers In (Out) | (1)            |                              | 1                        |                  |              |             |           | -                |
| <b>Ending Fund Balance</b>   | <b>635,452</b> | <b>78,009</b>                | -                        | -                | -            | -           | -         | <b>713,461</b>   |

| FY 2019-20 ▼                 | FUNDS          |                              |                          |                  |              |             |           |                  |
|------------------------------|----------------|------------------------------|--------------------------|------------------|--------------|-------------|-----------|------------------|
| Description                  | General        | Special Revenue<br>Non-Grant | Special Revenue<br>Grant | Capital Projects | Debt Service | Proprietary | Fiduciary | TOTAL            |
| <b>Beginning Balance</b>     | <b>207,884</b> | <b>51,377</b>                | -                        |                  |              |             |           | <b>259,261</b>   |
| Revenues                     | 2,425,616      | 83,488                       | 80,716                   |                  |              |             |           | <b>2,589,820</b> |
| Expenditures                 | 2,048,974      | 69,687                       | 80,716                   |                  |              |             |           | <b>2,199,377</b> |
| Operating Transfers In (Out) |                |                              |                          |                  |              |             |           | -                |
| <b>Ending Fund Balance</b>   | <b>584,526</b> | <b>65,178</b>                | -                        | -                | -            | -           | -         | <b>649,704</b>   |

Current detailed budget projections for the fiscal years the trial court would either be contributing to or receiving distributions from the TCTF fund balance held on the cc

|   | FY 2018-19       |                              | FUNDS                    |                  |              |             |           |                  |
|---|------------------|------------------------------|--------------------------|------------------|--------------|-------------|-----------|------------------|
| Description   | General          | Special Revenue<br>Non-Grant | Special Revenue<br>Grant | Capital Projects | Debt Service | Proprietary | Fiduciary | TOTAL            |
| <b>REVENUES</b>   |                  |                              |                          |                  |              |             |           |                  |
| State Financing Sources                                   | 2,149,604        | 10,547                       |                          |                  |              |             |           | 2,160,151        |
| Grants  |                  |                              | 98,533                   |                  |              |             |           | 98,533           |
| Other Financing Sources                                   | 37,563           | 68,739                       |                          |                  |              |             |           | 106,302          |
| <b>TOTAL REVENUES</b>                                     | <b>2,187,168</b> | <b>79,286</b>                | <b>98,533</b>            | <b>-</b>         | <b>-</b>     | <b>-</b>    | <b>-</b>  | <b>2,364,987</b> |
| <b>EXPENDITURES</b>                                       |                  |                              |                          |                  |              |             |           |                  |
| Salaries  | 842,282          | 21,011                       | 14,370                   |                  |              |             |           | 877,663          |
| Staff Benefits  | 706,124          | 23,296                       | 9,930                    |                  |              |             |           | 739,351          |
| General Expense   | 91,455           | 700                          | 8,676                    |                  |              |             |           | 100,831          |
| Printing  | 1,265            | 48                           | 436                      |                  |              |             |           | 1,748            |
| Telecommunications  | 10,793           | 843                          | 5,939                    |                  |              |             |           | 17,575           |
| Postage   | 7,591            | 396                          | 13                       |                  |              |             |           | 8,000            |
| Insurance   | 2,108            | -                            | -                        |                  |              |             |           | 2,108            |
| Travel in State   | 3,285            | 5                            | 1,533                    |                  |              |             |           | 4,823            |
| Travel Out of State                                       | -                | -                            | -                        |                  |              |             |           | -                |
| Training  | 553              |                              | 508                      |                  |              |             |           | 1,061            |
| Security  | 327              | 32                           | 295                      |                  |              |             |           | 655              |
| Facilities Operations                                     | 15,351           | 1,198                        | 11,705                   |                  |              |             |           | 28,255           |
| Utilities   | -                | -                            | -                        |                  |              |             |           | -                |
| Contracted Services                                       | 240,595          | 10,687                       | 42,353                   |                  |              |             |           | 293,635          |
| Consulting and Professional Services<br>- County Provided | 40               | -                            | -                        |                  |              |             |           | 40               |
| Information Technology (IT)                               | 154,537          | 7,476                        | 2,196                    |                  |              |             |           | 164,210          |
| Major Equipment   | -                | -                            | -                        |                  |              |             |           | -                |
| Other Items of Expense                                    | 2,287            | 3                            | 104                      |                  |              |             |           | 2,393            |
| Juror Costs   | 222              |                              |                          |                  |              |             |           | 222              |
| Other   | 520              |                              |                          |                  |              |             |           | 520              |
| Debt Service  |                  |                              |                          |                  |              |             |           | -                |
| Court Construction  |                  |                              |                          |                  |              |             |           | -                |
| Distributed Administration &<br>Allocation                |                  |                              |                          |                  |              |             |           | -                |
| Prior Year Expense Adjustment                             |                  |                              |                          |                  |              |             |           | -                |
| <b>TOTAL EXPENDITURES</b>                                 | <b>2,079,333</b> | <b>65,698</b>                | <b>98,058</b>            | <b>-</b>         | <b>-</b>     | <b>-</b>    | <b>-</b>  | <b>2,243,089</b> |
| Operating Transfers In (Out)                              |                  |                              |                          |                  |              |             |           | -                |
| <b>Fund Balance (Deficit)</b>                             |                  |                              |                          |                  |              |             |           |                  |
| <b>Beginning Balance (Deficit)</b>                        |                  |                              |                          |                  |              |             |           | -                |
| <b>Ending Balance (Deficit)</b>                           | <b>107,835</b>   | <b>13,588</b>                | <b>475</b>               | <b>-</b>         | <b>-</b>     | <b>-</b>    | <b>-</b>  | <b>121,898</b>   |

## Current detailed budget projection on court's behalf

|   | FY 2019-20       |                           | FUNDS                 |                  |              |             |           |                  |
|---|------------------|---------------------------|-----------------------|------------------|--------------|-------------|-----------|------------------|
| Description   | General          | Special Revenue Non-Grant | Special Revenue Grant | Capital Projects | Debt Service | Proprietary | Fiduciary | TOTAL            |
| <b>REVENUES</b>   |                  |                           |                       |                  |              |             |           |                  |
| State Financing Sources                                   | 2,368,463        | 10,597                    |                       |                  |              |             |           | 2,379,060        |
| Grants  |                  |                           | 79,574                |                  |              |             |           | 79,574           |
| Other Financing Sources                                   | 35,438           | 58,609                    |                       |                  |              |             |           | 94,046           |
| <b>TOTAL REVENUES</b>                                     | <b>2,403,900</b> | <b>69,206</b>             | <b>79,574</b>         | -                | -            | -           | -         | <b>2,552,680</b> |
| <b>EXPENDITURES</b>                                       |                  |                           |                       |                  |              |             |           |                  |
| Salaries  | 879,965          | 20,040                    | 14,776                |                  |              |             |           | 914,782          |
| Staff Benefits  | 532,203          | 15,912                    | 8,968                 |                  |              |             |           | 557,083          |
| General Expense   | 81,787           | 467                       | 4,540                 |                  |              |             |           | 86,794           |
| Printing  | 1,281            | 15                        | 105                   |                  |              |             |           | 1,401            |
| Telecommunications  | 12,246           | 857                       | 4,404                 |                  |              |             |           | 17,506           |
| Postage   | 27,457           | 375                       |                       |                  |              |             |           | 27,832           |
| Insurance   | 2,265            |                           |                       |                  |              |             |           | 2,265            |
| Travel in State   | 5,494            |                           | 1,835                 |                  |              |             |           | 7,329            |
| Travel Out of State                                       | -                |                           |                       |                  |              |             |           | -                |
| Training  | 4,706            |                           | 431                   |                  |              |             |           | 5,137            |
| Security  | 396              | 32                        | 226                   |                  |              |             |           | 655              |
| Facilities Operations                                     | 16,668           | 516                       | 4,098                 |                  |              |             |           | 21,282           |
| Utilities   | -                |                           |                       |                  |              |             |           | -                |
| Contracted Services                                       | 275,153          | 19,219                    | 32,577                |                  |              |             |           | 326,949          |
| Consulting and Professional Services<br>- County Provided | -                |                           |                       |                  |              |             |           | -                |
| Information Technology (IT)                               | 75,193           | 8,205                     | 1,920                 |                  |              |             |           | 85,318           |
| Major Equipment   |                  |                           |                       |                  |              |             |           | -                |
| Other Items of Expense                                    | 2,861            |                           |                       |                  |              |             |           | 2,861            |
| Juror Costs   | 769              |                           |                       |                  |              |             |           | 769              |
| Other   | -                | 325                       | 154                   |                  |              |             |           | 479              |
| Debt Service  |                  |                           |                       |                  |              |             |           | -                |
| Court Construction  |                  |                           |                       |                  |              |             |           | -                |
| Distributed Administration &<br>Allocation                |                  |                           |                       |                  |              |             |           | -                |
| Prior Year Expense Adjustment                             | (2,031)          |                           | 631                   |                  |              |             |           | (1,400)          |
| <b>TOTAL EXPENDITURES</b>                                 | <b>1,916,415</b> | <b>65,963</b>             | <b>74,663</b>         | -                | -            | -           | -         | <b>2,057,041</b> |
| Operating Transfers In (Out)                              |                  |                           |                       |                  |              |             |           | -                |
| <b>Fund Balance (Deficit)</b>                             |                  |                           |                       |                  |              |             |           |                  |
| <b>Beginning Balance (Deficit)</b>                        | <b>107,835</b>   | <b>13,588</b>             | <b>475</b>            | -                | -            | -           | -         | <b>121,898</b>   |
| <b>Ending Balance (Deficit)</b>                           | <b>595,320</b>   | <b>16,831</b>             | <b>5,386</b>          | -                | -            | -           | -         | <b>617,537</b>   |

## Current detailed budget projection:

|   | FY 2020-21       |                           | FUNDS                 |                  |              |             |           |                  |
|---|------------------|---------------------------|-----------------------|------------------|--------------|-------------|-----------|------------------|
| Description   | General          | Special Revenue Non-Grant | Special Revenue Grant | Capital Projects | Debt Service | Proprietary | Fiduciary | TOTAL            |
| <b>REVENUES</b>   |                  |                           |                       |                  |              |             |           |                  |
| State Financing Sources                                   | 2,491,713        | 10,520                    |                       |                  |              |             |           | 2,502,233        |
| Grants  |                  |                           | 71,918                |                  |              |             |           | 71,918           |
| Other Financing Sources                                   | 67,499           | 76,001                    |                       |                  |              |             |           | 143,500          |
| <b>TOTAL REVENUES</b>                                     | <b>2,559,212</b> | <b>86,521</b>             | <b>71,918</b>         | -                | -            | -           | -         | <b>2,717,651</b> |
| <b>EXPENDITURES</b>                                       |                  |                           |                       |                  |              |             |           |                  |
| Salaries  | 888,793          | 20,790                    | 8,191                 |                  |              |             |           | 917,773          |
| Staff Benefits  | 579,246          | 13,948                    | 5,274                 |                  |              |             |           | 598,468          |
| General Expense   | 146,917          | 517                       | 4,521                 |                  |              |             |           | 151,956          |
| Printing  | 164              |                           |                       |                  |              |             |           | 164              |
| Telecommunications  | 16,124           | 1,081                     | 4,652                 |                  |              |             |           | 21,858           |
| Postage   | (310)            | 371                       |                       |                  |              |             |           | 61               |
| Insurance   | 2,293            |                           |                       |                  |              |             |           | 2,293            |
| Travel in State   | 125              |                           |                       |                  |              |             |           | 125              |
| Travel Out of State                                       | -                |                           |                       |                  |              |             |           | -                |
| Training  | 2,985            |                           |                       |                  |              |             |           | 2,985            |
| Security  | 568              | 32                        | 176                   |                  |              |             |           | 776              |
| Facilities Operations                                     | 5,123            | 55                        | 330                   |                  |              |             |           | 5,508            |
| Utilities   |                  |                           |                       |                  |              |             |           | -                |
| Contracted Services                                       | 343,233          | 22,949                    | 42,631                |                  |              |             |           | 408,814          |
| Consulting and Professional Services<br>- County Provided |                  |                           |                       |                  |              |             |           | -                |
| Information Technology (IT)                               | 364,912          | 11,325                    | 3,595                 |                  |              |             |           | 379,833          |
| Major Equipment   |                  |                           |                       |                  |              |             |           | -                |
| Other Items of Expense                                    | 1,280            |                           |                       |                  |              |             |           | 1,280            |
| Juror Costs   | 2,676            |                           |                       |                  |              |             |           | 2,676            |
| Other   |                  | 100                       |                       |                  |              |             |           | 100              |
| Debt Service  |                  |                           |                       |                  |              |             |           | -                |
| Court Construction  |                  |                           |                       |                  |              |             |           | -                |
| Distributed Administration &<br>Allocation                |                  |                           |                       |                  |              |             |           | -                |
| Prior Year Expense Adjustment                             | 151              |                           | 10                    |                  |              |             |           | 161              |
| <b>TOTAL EXPENDITURES</b>                                 | <b>2,354,280</b> | <b>71,170</b>             | <b>69,379</b>         | -                | -            | -           | -         | <b>2,494,830</b> |
| Operating Transfers In (Out)                              |                  |                           |                       |                  |              |             |           | -                |
| <b>Fund Balance (Deficit)</b>                             |                  |                           |                       |                  |              |             |           |                  |
| <b>Beginning Balance (Deficit)</b>                        | <b>595,320</b>   | <b>16,831</b>             | <b>5,386</b>          | -                | -            | -           | -         | <b>617,537</b>   |
| <b>Ending Balance (Deficit)</b>                           | <b>800,252</b>   | <b>32,182</b>             | <b>7,925</b>          | -                | -            | -           | -         | <b>840,358</b>   |

## Current detailed budget projection:

|   | FY 2021-22       |                           | FUNDS                 |                  |              |             |           |                  |
|---|------------------|---------------------------|-----------------------|------------------|--------------|-------------|-----------|------------------|
| Description   | General          | Special Revenue Non-Grant | Special Revenue Grant | Capital Projects | Debt Service | Proprietary | Fiduciary | TOTAL            |
| <b>REVENUES</b>   |                  |                           |                       |                  |              |             |           |                  |
| State Financing Sources                                   | 2,527,437        | 12,639                    |                       |                  |              |             |           | 2,540,076        |
| Grants  |                  |                           | 71,918                |                  |              |             |           | 71,918           |
| Other Financing Sources                                   | 67,499           | 76,056                    |                       |                  |              |             |           | 143,555          |
| <b>TOTAL REVENUES</b>                                     | <b>2,594,936</b> | <b>88,695</b>             | <b>71,918</b>         | -                | -            | -           | -         | <b>2,755,549</b> |
| <b>EXPENDITURES</b>                                       |                  |                           |                       |                  |              |             |           |                  |
| Salaries  | 992,931          | 20,790                    | 8,191                 |                  |              |             |           | 1,021,911        |
| Staff Benefits  | 610,212          | 13,948                    | 5,274                 |                  |              |             |           | 629,434          |
| General Expense   | 191,487          | 591                       | 4,907                 |                  |              |             |           | 196,985          |
| Printing  | 1,444            |                           |                       |                  |              |             |           | 1,444            |
| Telecommunications  | 17,450           | 1,168                     | 4,988                 |                  |              |             |           | 23,606           |
| Postage   | (171)            | 371                       |                       |                  |              |             |           | 200              |
| Insurance   | 2,293            |                           |                       |                  |              |             |           | 2,293            |
| Travel in State   | 125              |                           |                       |                  |              |             |           | 125              |
| Travel Out of State                                       | -                |                           |                       |                  |              |             |           | -                |
| Training  | 2,860            |                           |                       |                  |              |             |           | 2,860            |
| Security  | 568              | 32                        | 176                   |                  |              |             |           | 776              |
| Facilities Operations                                     | 5,747            | 91                        | 526                   |                  |              |             |           | 6,364            |
| Utilities   |                  |                           |                       |                  |              |             |           | -                |
| Contracted Services                                       | 353,180          | 25,431                    | 43,016                |                  |              |             |           | 421,627          |
| Consulting and Professional Services<br>- County Provided |                  |                           |                       |                  |              |             |           | -                |
| Information Technology (IT)                               | 359,064          | 11,326                    | 3,631                 |                  |              |             |           | 374,021          |
| Major Equipment   | 5,449            |                           |                       |                  |              |             |           | 5,449            |
| Other Items of Expense                                    | 1,760            |                           |                       |                  |              |             |           | 1,760            |
| Juror Costs   | 2,676            |                           |                       |                  |              |             |           | 2,676            |
| Other   | (3,216)          | 2,115                     | 1,201                 |                  |              |             |           | 100              |
| Debt Service  |                  |                           |                       |                  |              |             |           | -                |
| Court Construction  |                  |                           |                       |                  |              |             |           | -                |
| Distributed Administration &<br>Allocation                |                  |                           |                       |                  |              |             |           | -                |
| Prior Year Expense Adjustment                             | 151              |                           | 10                    |                  |              |             |           | 161              |
| <b>TOTAL EXPENDITURES</b>                                 | <b>2,544,010</b> | <b>75,863</b>             | <b>71,920</b>         | -                | -            | -           | -         | <b>2,691,793</b> |
| Operating Transfers In (Out)                              |                  |                           |                       |                  |              |             |           | -                |
| <b>Fund Balance (Deficit)</b>                             |                  |                           |                       |                  |              |             |           |                  |
| <b>Beginning Balance (Deficit)</b>                        | <b>800,252</b>   | <b>32,182</b>             | <b>7,925</b>          | -                | -            | -           | -         | <b>840,358</b>   |
| <b>Ending Balance (Deficit)</b>                           | <b>851,178</b>   | <b>45,013</b>             | <b>7,923</b>          | -                | -            | -           | -         | <b>904,114</b>   |

## Current detailed budget projection:

|   | FY 2022-23       |                              | FUNDS                    |                  |              |             |           |                  |
|---|------------------|------------------------------|--------------------------|------------------|--------------|-------------|-----------|------------------|
| Description   | General          | Special Revenue<br>Non-Grant | Special Revenue<br>Grant | Capital Projects | Debt Service | Proprietary | Fiduciary | TOTAL            |
| <b>REVENUES</b>   |                  |                              |                          |                  |              |             |           |                  |
| State Financing Sources                                   | 2,497,030        | 12,446                       |                          |                  |              |             |           | 2,509,476        |
| Grants  |                  |                              | 71,918                   |                  |              |             |           | 71,918           |
| Other Financing Sources                                   | 67,499           | 76,056                       |                          |                  |              |             |           | 143,555          |
| <b>TOTAL REVENUES</b>                                     | <b>2,564,529</b> | <b>88,502</b>                | <b>71,918</b>            | -                | -            | -           | -         | <b>2,724,949</b> |
| <b>EXPENDITURES</b>                                       |                  |                              |                          |                  |              |             |           |                  |
| Salaries  | 1,052,718        | 22,790                       | 10,191                   |                  |              |             |           | 1,085,699        |
| Staff Benefits  | 656,071          | 15,948                       | 7,274                    |                  |              |             |           | 679,293          |
| General Expense   | 185,989          | 591                          | 4,907                    |                  |              |             |           | 191,487          |
| Printing  | 1,444            |                              |                          |                  |              |             |           | 1,444            |
| Telecommunications  | 17,450           | 1,168                        | 4,988                    |                  |              |             |           | 23,606           |
| Postage   | (171)            | 371                          |                          |                  |              |             |           | 200              |
| Insurance   | 2,293            |                              |                          |                  |              |             |           | 2,293            |
| Travel in State   | 125              |                              |                          |                  |              |             |           | 125              |
| Travel Out of State                                       | -                |                              |                          |                  |              |             |           | -                |
| Training  | 2,860            |                              |                          |                  |              |             |           | 2,860            |
| Security  | 568              | 32                           | 176                      |                  |              |             |           | 776              |
| Facilities Operations                                     | 5,747            | 91                           | 526                      |                  |              |             |           | 6,364            |
| Utilities   |                  |                              |                          |                  |              |             |           | -                |
| Contracted Services                                       | 353,180          | 25,431                       | 43,016                   |                  |              |             |           | 421,627          |
| Consulting and Professional Services<br>- County Provided |                  |                              |                          |                  |              |             |           | -                |
| Information Technology (IT)                               | 284,072          | 11,326                       | 3,631                    |                  |              |             |           | 299,029          |
| Major Equipment   | 5,449            |                              |                          |                  |              |             |           | 5,449            |
| Other Items of Expense                                    | 1,760            |                              |                          |                  |              |             |           | 1,760            |
| Juror Costs   | 2,676            |                              |                          |                  |              |             |           | 2,676            |
| Other   | (3,216)          | 2,115                        | 1,201                    |                  |              |             |           | 100              |
| Debt Service  |                  |                              |                          |                  |              |             |           | -                |
| Court Construction  |                  |                              |                          |                  |              |             |           | -                |
| Distributed Administration &<br>Allocation                |                  |                              |                          |                  |              |             |           | -                |
| Prior Year Expense Adjustment                             | 151              |                              | 10                       |                  |              |             |           | 161              |
| <b>TOTAL EXPENDITURES</b>                                 | <b>2,569,166</b> | <b>79,863</b>                | <b>75,920</b>            | -                | -            | -           | -         | <b>2,724,949</b> |
| Operating Transfers In (Out)                              |                  |                              |                          |                  |              |             |           | -                |
| <b>Fund Balance (Deficit)</b>                             |                  |                              |                          |                  |              |             |           |                  |
| <b>Beginning Balance (Deficit)</b>                        | <b>851,178</b>   | <b>45,013</b>                | <b>7,923</b>             | -                | -            | -           | -         | <b>904,114</b>   |
| <b>Ending Balance (Deficit)</b>                           | <b>846,541</b>   | <b>53,652</b>                | <b>3,921</b>             | -                | -            | -           | -         | <b>904,114</b>   |

## Current detailed budget projection:

|   | FY 2023-24       |                           | FUNDS                 |                  |              |             |           |                  |
|---|------------------|---------------------------|-----------------------|------------------|--------------|-------------|-----------|------------------|
| Description   | General          | Special Revenue Non-Grant | Special Revenue Grant | Capital Projects | Debt Service | Proprietary | Fiduciary | TOTAL            |
| <b>REVENUES</b>   |                  |                           |                       |                  |              |             |           |                  |
| State Financing Sources                                   | 2,497,030        | 12,446                    |                       |                  |              |             |           | 2,509,476        |
| Grants  |                  |                           | 71,918                |                  |              |             |           | 71,918           |
| Other Financing Sources                                   | 67,499           | 76,056                    |                       |                  |              |             |           | 143,555          |
| <b>TOTAL REVENUES</b>                                     | <b>2,564,529</b> | <b>88,502</b>             | <b>71,918</b>         | <b>-</b>         | <b>-</b>     | <b>-</b>    | <b>-</b>  | <b>2,724,949</b> |
| <b>EXPENDITURES</b>                                       |                  |                           |                       |                  |              |             |           |                  |
| Salaries  | 1,052,718        | 22,790                    | 10,191                |                  |              |             |           | 1,085,699        |
| Staff Benefits  | 656,071          | 15,948                    | 7,274                 |                  |              |             |           | 679,293          |
| General Expense   | 185,989          | 591                       | 4,907                 |                  |              |             |           | 191,487          |
| Printing  | 1,444            |                           |                       |                  |              |             |           | 1,444            |
| Telecommunications  | 17,450           | 1,168                     | 4,988                 |                  |              |             |           | 23,606           |
| Postage   | (171)            | 371                       |                       |                  |              |             |           | 200              |
| Insurance   | 2,293            |                           |                       |                  |              |             |           | 2,293            |
| Travel in State   | 125              |                           |                       |                  |              |             |           | 125              |
| Travel Out of State                                       | -                |                           |                       |                  |              |             |           | -                |
| Training  | 2,860            |                           |                       |                  |              |             |           | 2,860            |
| Security  | 568              | 32                        | 176                   |                  |              |             |           | 776              |
| Facilities Operations                                     | 5,747            | 91                        | 526                   |                  |              |             |           | 6,364            |
| Utilities   |                  |                           |                       |                  |              |             |           | -                |
| Contracted Services                                       | 353,180          | 25,431                    | 43,016                |                  |              |             |           | 421,627          |
| Consulting and Professional Services<br>- County Provided |                  |                           |                       |                  |              |             |           | -                |
| Information Technology (IT)                               | 284,072          | 11,326                    | 3,631                 |                  |              |             |           | 299,029          |
| Major Equipment   | 5,449            |                           |                       |                  |              |             |           | 5,449            |
| Other Items of Expense                                    | 1,760            |                           |                       |                  |              |             |           | 1,760            |
| Juror Costs   | 2,676            |                           |                       |                  |              |             |           | 2,676            |
| Other   | (3,216)          | 2,115                     | 1,201                 |                  |              |             |           | 100              |
| Debt Service  |                  |                           |                       |                  |              |             |           | -                |
| Court Construction  |                  |                           |                       |                  |              |             |           | -                |
| Distributed Administration &<br>Allocation                |                  |                           |                       |                  |              |             |           | -                |
| Prior Year Expense Adjustment                             | 151              |                           | 10                    |                  |              |             |           | 161              |
| <b>TOTAL EXPENDITURES</b>                                 | <b>2,569,166</b> | <b>79,863</b>             | <b>75,920</b>         | <b>-</b>         | <b>-</b>     | <b>-</b>    | <b>-</b>  | <b>2,724,949</b> |
| Operating Transfers In (Out)                              |                  |                           |                       |                  |              |             |           | -                |
| <b>Fund Balance (Deficit)</b>                             |                  |                           |                       |                  |              |             |           |                  |
| <b>Beginning Balance (Deficit)</b>                        | <b>846,541</b>   | <b>53,652</b>             | <b>3,921</b>          | <b>-</b>         | <b>-</b>     | <b>-</b>    | <b>-</b>  | <b>904,114</b>   |
| <b>Ending Balance (Deficit)</b>                           | <b>841,904</b>   | <b>62,291</b>             | <b>(81)</b>           | <b>-</b>         | <b>-</b>     | <b>-</b>    | <b>-</b>  | <b>904,114</b>   |



## Current detailed budget projection:

|   | Select Fiscal Year | FUNDS                        |                          |                  |              |             |           |         |
|---|--------------------|------------------------------|--------------------------|------------------|--------------|-------------|-----------|---------|
| Description   | General            | Special Revenue<br>Non-Grant | Special Revenue<br>Grant | Capital Projects | Debt Service | Proprietary | Fiduciary | TOTAL   |
| <b>REVENUES</b>   |                    |                              |                          |                  |              |             |           |         |
| State Financing Sources                                   |                    |                              |                          |                  |              |             |           | -       |
| Grants  |                    |                              |                          |                  |              |             |           | -       |
| Other Financing Sources                                   |                    |                              |                          |                  |              |             |           | -       |
| <b>TOTAL REVENUES</b>                                     | -                  | -                            | -                        | -                | -            | -           | -         | -       |
| <b>EXPENDITURES</b>                                       |                    |                              |                          |                  |              |             |           |         |
| Salaries  |                    |                              |                          |                  |              |             |           | -       |
| Staff Benefits  |                    |                              |                          |                  |              |             |           | -       |
| General Expense   |                    |                              |                          |                  |              |             |           | -       |
| Printing  |                    |                              |                          |                  |              |             |           | -       |
| Telecommunications  |                    |                              |                          |                  |              |             |           | -       |
| Postage   |                    |                              |                          |                  |              |             |           | -       |
| Insurance   |                    |                              |                          |                  |              |             |           | -       |
| Travel in State   |                    |                              |                          |                  |              |             |           | -       |
| Travel Out of State                                       |                    |                              |                          |                  |              |             |           | -       |
| Training  |                    |                              |                          |                  |              |             |           | -       |
| Security  |                    |                              |                          |                  |              |             |           | -       |
| Facilities Operations                                     |                    |                              |                          |                  |              |             |           | -       |
| Utilities   |                    |                              |                          |                  |              |             |           | -       |
| Contracted Services                                       |                    |                              |                          |                  |              |             |           | -       |
| Consulting and Professional Services<br>- County Provided |                    |                              |                          |                  |              |             |           | -       |
| Information Technology (IT)                               |                    |                              |                          |                  |              |             |           | -       |
| Major Equipment   |                    |                              |                          |                  |              |             |           | -       |
| Other Items of Expense                                    |                    |                              |                          |                  |              |             |           | -       |
| Juror Costs   |                    |                              |                          |                  |              |             |           | -       |
| Other   |                    |                              |                          |                  |              |             |           | -       |
| Debt Service  |                    |                              |                          |                  |              |             |           | -       |
| Court Construction  |                    |                              |                          |                  |              |             |           | -       |
| Distributed Administration &<br>Allocation                |                    |                              |                          |                  |              |             |           | -       |
| Prior Year Expense Adjustment                             |                    |                              |                          |                  |              |             |           | -       |
| <b>TOTAL EXPENDITURES</b>                                 | -                  | -                            | -                        | -                | -            | -           | -         | -       |
| Operating Transfers In (Out)                              |                    |                              |                          |                  |              |             |           | -       |
| <b>Fund Balance (Deficit)</b>                             |                    |                              |                          |                  |              |             |           |         |
| <b>Beginning Balance (Deficit)</b>                        | 841,904            | 62,291                       | (81)                     | -                | -            | -           | -         | 904,114 |
| <b>Ending Balance (Deficit)</b>                           | 841,904            | 62,291                       | (81)                     | -                | -            | -           | -         | 904,114 |

## Current detailed budget projection:

|   | Select Fiscal Year ▼ | FUNDS                     |                       |                  |              |             |           |         |
|---|----------------------|---------------------------|-----------------------|------------------|--------------|-------------|-----------|---------|
| Description   | General              | Special Revenue Non-Grant | Special Revenue Grant | Capital Projects | Debt Service | Proprietary | Fiduciary | TOTAL   |
| <b>REVENUES</b>   |                      |                           |                       |                  |              |             |           |         |
| State Financing Sources                                   |                      |                           |                       |                  |              |             |           | -       |
| Grants  |                      |                           |                       |                  |              |             |           | -       |
| Other Financing Sources                                   |                      |                           |                       |                  |              |             |           | -       |
| <b>TOTAL REVENUES</b>                                     | -                    | -                         | -                     | -                | -            | -           | -         | -       |
| <b>EXPENDITURES</b>                                       |                      |                           |                       |                  |              |             |           |         |
| Salaries  |                      |                           |                       |                  |              |             |           | -       |
| Staff Benefits  |                      |                           |                       |                  |              |             |           | -       |
| General Expense   |                      |                           |                       |                  |              |             |           | -       |
| Printing  |                      |                           |                       |                  |              |             |           | -       |
| Telecommunications  |                      |                           |                       |                  |              |             |           | -       |
| Postage   |                      |                           |                       |                  |              |             |           | -       |
| Insurance   |                      |                           |                       |                  |              |             |           | -       |
| Travel in State   |                      |                           |                       |                  |              |             |           | -       |
| Travel Out of State                                       |                      |                           |                       |                  |              |             |           | -       |
| Training  |                      |                           |                       |                  |              |             |           | -       |
| Security  |                      |                           |                       |                  |              |             |           | -       |
| Facilities Operations                                     |                      |                           |                       |                  |              |             |           | -       |
| Utilities   |                      |                           |                       |                  |              |             |           | -       |
| Contracted Services                                       |                      |                           |                       |                  |              |             |           | -       |
| Consulting and Professional Services<br>- County Provided |                      |                           |                       |                  |              |             |           | -       |
| Information Technology (IT)                               |                      |                           |                       |                  |              |             |           | -       |
| Major Equipment   |                      |                           |                       |                  |              |             |           | -       |
| Other Items of Expense                                    |                      |                           |                       |                  |              |             |           | -       |
| Juror Costs   |                      |                           |                       |                  |              |             |           | -       |
| Other   |                      |                           |                       |                  |              |             |           | -       |
| Debt Service  |                      |                           |                       |                  |              |             |           | -       |
| Court Construction  |                      |                           |                       |                  |              |             |           | -       |
| Distributed Administration &<br>Allocation                |                      |                           |                       |                  |              |             |           | -       |
| Prior Year Expense Adjustment                             |                      |                           |                       |                  |              |             |           | -       |
| <b>TOTAL EXPENDITURES</b>                                 | -                    | -                         | -                     | -                | -            | -           | -         | -       |
| Operating Transfers In (Out)                              |                      |                           |                       |                  |              |             |           | -       |
| <b>Fund Balance (Deficit)</b>                             |                      |                           |                       |                  |              |             |           |         |
| <b>Beginning Balance (Deficit)</b>                        | 841,904              | 62,291                    | (81)                  | -                | -            | -           | -         | 904,114 |
| <b>Ending Balance (Deficit)</b>                           | 841,904              | 62,291                    | (81)                  | -                | -            | -           | -         | 904,114 |

## Identification of all costs, by category and amount, needed to fully implement the project

| Expenses Category |  | Amount         |
|-------------------|--|----------------|
| GL Account        | Description  |                |
| 900000            | Salaries   | 12,000         |
| 910000            | Staff Benefits   | 8,000          |
| 920001            | General Expense  |                |
| 924000            | Printing   |                |
| 925000            | Telecommunications                                     |                |
| 926000            | Postage  |                |
| 928000            | Insurance  |                |
| 929000            | Travel in State  |                |
| 931000            | Travel Out of State                                    |                |
| 933000            | Training   |                |
| 934000            | Security   |                |
| 935000            | Facilities Operations                                  |                |
| 936000            | Utilities  |                |
| 938000            | Contracted Services                                    | 120,000        |
| 940000            | Consulting and Professional Services - County Provided |                |
| 943000            | Information Technology (IT)                            |                |
| 945000            | Major Equipment  |                |
| 950000            | Other Items of Expense                                 |                |
| 972000            | Other  |                |
| 973000            | Debt Service   |                |
| 983000            | Court Construction                                     |                |
| 990000            | Distributed Administration & Allocation                |                |
| <b>Total</b>      |  | <b>140,000</b> |

A specific funding and expenditure schedule identifying the amounts related to the proposal to be contributed and expended, by fiscal year

| Description        | FY 2018-19 ▼ | FY 2020-21 ▼ | Select Fiscal Year ▼ | Select Fiscal Year ▼ | Select Fiscal Year ▼ | Select Fiscal Year ▼ | Select Fiscal Year ▼ | Select Fiscal Year ▼ | Total  |
|--------------------|--------------|--------------|----------------------|----------------------|----------------------|----------------------|----------------------|----------------------|--------|
| Contribution       | 36,898       |              |                      |                      |                      |                      |                      |                      | 36,898 |
| Expenditures       |              | 36,898       |                      |                      |                      |                      |                      |                      | 36,898 |
| Cumulative Balance | 36,898       | -            | -                    | -                    | -                    | -                    | -                    | -                    | -      |

## A specific funding and expenditure schedule identifying the amounts related to the proposal to be contributed and expended, by fiscal year

Original Request:

| Description        | FY 2018-19 ▼ | FY 2019-20 ▼ | FY 2020-21 ▼ | FY 2021-22 ▼ | FY 2022-23 ▼ | Select Fiscal Year ▼ | Select Fiscal Year ▼ | Select Fiscal Year ▼ | Total   |
|--------------------|--------------|--------------|--------------|--------------|--------------|----------------------|----------------------|----------------------|---------|
| Contribution       | 36,898       | 23,102       | 45,000       |              |              |                      |                      |                      | 105,000 |
| Expenditures       |              |              | 30,000       | 40,000       | 35,000       |                      |                      |                      | 105,000 |
| Cumulative Balance | 36,898       | 60,000       | 75,000       | 35,000       | -            | -                    | -                    | -                    | -       |

Amended request

| Description        | FY 2018-19 ▼ | FY 2019-20 ▼ | FY 2020-21 ▼ | FY 2021-22 ▼ | FY 2022-23 ▼ | FY 2023-24 ▼ | Select Fiscal Year ▼ | Select Fiscal Year ▼ | Total   |
|--------------------|--------------|--------------|--------------|--------------|--------------|--------------|----------------------|----------------------|---------|
| Contribution       | 36,898       | 23,102       | 45,000       |              | 35,000       |              |                      |                      | 140,000 |
| Expenditures       |              |              | 30,000       | 40,000       | 35,000       | 35,000       |                      |                      | 140,000 |
| Cumulative Balance | 36,898       | 60,000       | 75,000       | 35,000       | 35,000       | -            | -                    | -                    | -       |

## APPLICATION FOR TCTF FUNDS HELD ON BEHALF OF THE COURT

Please check the type of request:

- ☐ **NEW REQUEST** *(Complete Section I, III, and IV only.)*
- ☒ **AMENDED REQUEST** *(Complete Sections I through IV.)*

**SECTION I: GENERAL INFORMATION****SUPERIOR COURT:**

Click here to enter court  
**MONO**

**PERSON AUTHORIZING REQUEST** *(Presiding Judge or Court Executive Officer):***Lester Perpall****CONTACT PERSON AND CONTACT INFO:****Tammy Laframboise 760-923-2304****DATE OF SUBMISSION:**

9/21/2022

**TIME PERIOD COVERED BY THE  
REQUEST, INCLUDING CONTRIBUTION  
AND EXPENDITURE:**  
**FY 18-19 – FY 23-24**

**REQUESTED AMOUNT:****\$70,000**

**REASON FOR REQUEST** *(Please briefly summarize the purpose for this request, including a brief description of the project/proposal. Use attachments if additional space is needed.):*

**Request to hold TCTF funds for vehicle replacement of our 2012 Ford Escape. We consider a 10-year lifespan for a vehicle in the mountainous, winter driving environment of Mono County to be appropriate with regard to safety and reliability.**

**SECTION II: AMENDED REQUEST CHANGES****A. Identify sections and answers amended.**

**SECTION I, TIME PERIOD COVERED BY THE REQUEST & REQUESTED AMOUNT, SECTION II, SECTION IV. A TAB, B TAB, C TAB & SECTION IV.D TABS.**

**B. Provide a summary of the changes to the request.**

**Now that the FY 21-22 has been finalized, the court would like to increase the original funds held request by \$10,000 to a total of \$70,000 to ensure that an appropriate winter vehicle will be able to be purchased when needed. Due to the economy, we feel it would be best to wait an additional year to purchase a new vehicle.**

**SECTION III: TRIAL COURT OPERATIONS AND ACCESS TO JUSTICE****A. Explain why the request does not fit within the court's annual operational budget process and the three-year encumbrance term.**

**Now that our court has filled all positions in our schedule 7A, we do not have the budget flexibility to expend the amount requested. The courts oldest vehicle has approximately 47,000 miles on it so there are still several years of useful life which most likely will extend beyond the three-year encumbrance term. Once the court needs a new vehicle, we would like the funding to be available.**

**APPLICATION FOR TCTF FUNDS HELD ON BEHALF OF THE COURT (Continued)**

**SECTION III (continued): TRIAL COURT OPERATIONS AND ACCESS TO JUSTICE**

- A. How will the request enhance the efficiency and/or effectiveness of court operations, and/or increase the availability of court services and programs?**

We have two day per week travel of employees to our Bridgeport courthouse that is 50 miles away, over two mountain passes. Without reliable transportation, we possibility would not be able to staff the courthouse.

- B. If a cost efficiency, please provide cost comparison (table template provided).**

- C. Describe the consequences to the court's operations if the court request is not approved.**

Limited access to the Court for geographically over half of the county.

- D. Describe the consequences to the public and access to justice if the court request is not approved.**

See C above.

- E. What alternatives has the court identified if the request is not approved, and why is holding funding in the TCTF the preferred alternative?**

We believe that use of our own funding is preferable to requesting supplemental funding.

**SECTION IV: FINANCIAL INFORMATION**

Please provide the following *(table template provided for each)*:

- A. Three-year history of year-end fund balances, revenues, and expenditures**

SEE ATTACHED TCTF FUNDS HELD ON BEHALF TABLES TEMPLATE – FINAL, SEC. IV. A TAB

- B. Current detailed budget projections for the fiscal years the trial court would either be contributing to or receiving distributions from the TCTF fund balance held on the court's behalf**

SEE ATTACHED TCTF FUNDS HELD ON BEHALF TABLES TEMPLATE – FINAL, SEC. IV. B TAB

- C. Identification of all costs, by category and amount, needed to fully implement the project**

SEE ATTACHED TCTF FUNDS HELD ON BEHALF TABLES TEMPLATE – FINAL, SEC. IV. C TAB

- D. A specific funding and expenditure schedule identifying the amounts to be contributed and expended, by fiscal year**

SEE ATTACHED TCTF FUNDS HELD ON BEHALF TABLES TEMPLATE – FINAL, SEC. IV. D TAB

If a cost efficiency, please provide cost comparison

| Status Quo            |  | Select Fiscal Year ▼ | Select Fiscal Year ▼ | Select Fiscal Year ▼ | Select Fiscal Year ▼ |
|-----------------------|--|----------------------|----------------------|----------------------|----------------------|
| GL Account            | Description  | Amount               | Amount               | Amount               | Amount               |
| N/A                   | Dedicated Revenue Stream (if applicable)               |                      |                      |                      |                      |
|                       |  |                      |                      |                      |                      |
| 900000                | Salaries   |                      |                      |                      |                      |
| 910000                | Staff Benefits   |                      |                      |                      |                      |
| 920001                | General Expense  |                      |                      |                      |                      |
| 924000                | Printing   |                      |                      |                      |                      |
| 925000                | Telecommunications                                     |                      |                      |                      |                      |
| 926000                | Postage  |                      |                      |                      |                      |
| 928000                | Insurance  |                      |                      |                      |                      |
| 929000                | Travel in State  |                      |                      |                      |                      |
| 931000                | Travel Out of State                                    |                      |                      |                      |                      |
| 933000                | Training   |                      |                      |                      |                      |
| 934000                | Security   |                      |                      |                      |                      |
| 935000                | Facilities Operations                                  |                      |                      |                      |                      |
| 936000                | Utilities  |                      |                      |                      |                      |
| 938000                | Contracted Services                                    |                      |                      |                      |                      |
| 940000                | Consulting and Professional Services - County Provided |                      |                      |                      |                      |
| 943000                | Information Technology (IT)                            |                      |                      |                      |                      |
| 945000                | Major Equipment  |                      |                      |                      |                      |
| 950000                | Other Items of Expense                                 |                      |                      |                      |                      |
| 972000                | Other  |                      |                      |                      |                      |
| 973000                | Debt Service   |                      |                      |                      |                      |
| 983000                | Court Construction                                     |                      |                      |                      |                      |
| 990000                | Distributed Administration & Allocation                |                      |                      |                      |                      |
| Net Revenue (Expense) |  | -                    | -                    | -                    | -                    |

| Proposed Project      |  |        |        |        |        |
|-----------------------|--|--------|--------|--------|--------|
| GL Account            | Description  | Amount | Amount | Amount | Amount |
| N/A                   | Dedicated Revenue Stream (if applicable)               |        |        |        |        |
|                       |  |        |        |        |        |
| 900000                | Salaries   |        |        |        |        |
| 910000                | Staff Benefits   |        |        |        |        |
| 920001                | General Expense  |        |        |        |        |
| 924000                | Printing   |        |        |        |        |
| 925000                | Telecommunications                                     |        |        |        |        |
| 926000                | Postage  |        |        |        |        |
| 928000                | Insurance  |        |        |        |        |
| 929000                | Travel in State  |        |        |        |        |
| 931000                | Travel Out of State                                    |        |        |        |        |
| 933000                | Training   |        |        |        |        |
| 934000                | Security   |        |        |        |        |
| 935000                | Facilities Operations                                  |        |        |        |        |
| 936000                | Utilities  |        |        |        |        |
| 938000                | Contracted Services                                    |        |        |        |        |
| 940000                | Consulting and Professional Services - County Provided |        |        |        |        |
| 943000                | Information Technology (IT)                            |        |        |        |        |
| 945000                | Major Equipment  |        |        |        |        |
| 950000                | Other Items of Expense                                 |        |        |        |        |
| 972000                | Other  |        |        |        |        |
| 973000                | Debt Service   |        |        |        |        |
| 983000                | Court Construction                                     |        |        |        |        |
| 990000                | Distributed Administration & Allocation                |        |        |        |        |
| Net Revenue (Expense) |  | -      | -      | -      | -      |

|                         |   |   |  |   |
|-------------------------|---|---|--|---|
| Cumulative Cost Savings | - | - |  | - |
|-------------------------|---|---|--|---|



If a cost efficiency, please provide cost comparison

| Status Quo                   |  | Select Fiscal Year ▼ | Select Fiscal Year ▼ | Select Fiscal Year ▼ |
|------------------------------|--|----------------------|----------------------|----------------------|
| GL Account                   | Description  | Amount               | Amount               | Amount               |
| N/A                          | Dedicated Revenue Stream (if applicable)               |                      |                      |                      |
|                              |  |                      |                      |                      |
| 900000                       | Salaries   |                      |                      |                      |
| 910000                       | Staff Benefits   |                      |                      |                      |
| 920001                       | General Expense  |                      |                      |                      |
| 924000                       | Printing   |                      |                      |                      |
| 925000                       | Telecommunications                                     |                      |                      |                      |
| 926000                       | Postage  |                      |                      |                      |
| 928000                       | Insurance  |                      |                      |                      |
| 929000                       | Travel in State  |                      |                      |                      |
| 931000                       | Travel Out of State                                    |                      |                      |                      |
| 933000                       | Training   |                      |                      |                      |
| 934000                       | Security   |                      |                      |                      |
| 935000                       | Facilities Operations                                  |                      |                      |                      |
| 936000                       | Utilities  |                      |                      |                      |
| 938000                       | Contracted Services                                    |                      |                      |                      |
|                              | Consulting and Professional Services - County Provided |                      |                      |                      |
| 940000                       |  |                      |                      |                      |
| 943000                       | Information Technology (IT)                            |                      |                      |                      |
| 945000                       | Major Equipment  |                      |                      |                      |
| 950000                       | Other Items of Expense                                 |                      |                      |                      |
| 972000                       | Other  |                      |                      |                      |
| 973000                       | Debt Service   |                      |                      |                      |
| 983000                       | Court Construction                                     |                      |                      |                      |
| 990000                       | Distributed Administration & Allocation                |                      |                      |                      |
| <b>Net Revenue (Expense)</b> |  | -                    | -                    | -                    |

| Proposed Project             |  |        |        |        |
|------------------------------|--|--------|--------|--------|
| GL Account                   | Description  | Amount | Amount | Amount |
| N/A                          | Dedicated Revenue Stream (if applicable)               |        |        |        |
|                              |  |        |        |        |
| 900000                       | Salaries   |        |        |        |
| 910000                       | Staff Benefits   |        |        |        |
| 920001                       | General Expense  |        |        |        |
| 924000                       | Printing   |        |        |        |
| 925000                       | Telecommunications                                     |        |        |        |
| 926000                       | Postage  |        |        |        |
| 928000                       | Insurance  |        |        |        |
| 929000                       | Travel in State  |        |        |        |
| 931000                       | Travel Out of State                                    |        |        |        |
| 933000                       | Training   |        |        |        |
| 934000                       | Security   |        |        |        |
| 935000                       | Facilities Operations                                  |        |        |        |
| 936000                       | Utilities  |        |        |        |
| 938000                       | Contracted Services                                    |        |        |        |
|                              | Consulting and Professional Services - County Provided |        |        |        |
| 940000                       |  |        |        |        |
| 943000                       | Information Technology (IT)                            |        |        |        |
| 945000                       | Major Equipment  |        |        |        |
| 950000                       | Other Items of Expense                                 |        |        |        |
| 972000                       | Other  |        |        |        |
| 973000                       | Debt Service   |        |        |        |
| 983000                       | Court Construction                                     |        |        |        |
| 990000                       | Distributed Administration & Allocation                |        |        |        |
| <b>Net Revenue (Expense)</b> |  | -      | -      | -      |

|                                |   |  |  |
|--------------------------------|---|--|--|
| <b>Cumulative Cost Savings</b> | - |  |  |
|--------------------------------|---|--|--|

## Prior three-year history of year-end fund balances, revenues, and expenditures

| FY 2021-22 ▼                 | FUNDS          |                              |                          |                  |              |             |           |                  |
|------------------------------|----------------|------------------------------|--------------------------|------------------|--------------|-------------|-----------|------------------|
| Description                  | General        | Special Revenue<br>Non-Grant | Special Revenue<br>Grant | Capital Projects | Debt Service | Proprietary | Fiduciary | TOTAL            |
| <b>Beginning Balance</b>     | <b>635,452</b> | <b>78,009</b>                | -                        |                  |              |             |           | <b>713,461</b>   |
| Revenues                     | 2,910,305      | 180,319                      | 61,743                   |                  |              |             |           | <b>3,152,367</b> |
| Expenditures                 | 2,797,988      | 167,406                      | 62,505                   |                  |              |             |           | <b>3,027,899</b> |
| Operating Transfers In (Out) | (762)          |                              | 762                      |                  |              |             |           | -                |
| <b>Ending Fund Balance</b>   | <b>747,007</b> | <b>90,922</b>                | -                        | -                | -            | -           | -         | <b>837,929</b>   |

| FY 2020-21 ▼                 | FUNDS          |                              |                          |                  |              |             |           |                  |
|------------------------------|----------------|------------------------------|--------------------------|------------------|--------------|-------------|-----------|------------------|
| Description                  | General        | Special Revenue<br>Non-Grant | Special Revenue<br>Grant | Capital Projects | Debt Service | Proprietary | Fiduciary | TOTAL            |
| <b>Beginning Balance</b>     | <b>584,526</b> | <b>65,178</b>                | -                        |                  |              |             |           | <b>649,704</b>   |
| Revenues                     | 2,594,936      | 88,695                       | 71,918                   |                  |              |             |           | <b>2,755,549</b> |
| Expenditures                 | 2,544,009      | 75,864                       | 71,919                   |                  |              |             |           | <b>2,691,792</b> |
| Operating Transfers In (Out) | (1)            |                              | 1                        |                  |              |             |           | -                |
| <b>Ending Fund Balance</b>   | <b>635,452</b> | <b>78,009</b>                | -                        | -                | -            | -           | -         | <b>713,461</b>   |

| FY 2019-20 ▼                 | FUNDS          |                              |                          |                  |              |             |           |                  |
|------------------------------|----------------|------------------------------|--------------------------|------------------|--------------|-------------|-----------|------------------|
| Description                  | General        | Special Revenue<br>Non-Grant | Special Revenue<br>Grant | Capital Projects | Debt Service | Proprietary | Fiduciary | TOTAL            |
| <b>Beginning Balance</b>     | <b>207,884</b> | <b>51,377</b>                | -                        |                  |              |             |           | <b>259,261</b>   |
| Revenues                     | 2,425,616      | 83,488                       | 80,716                   |                  |              |             |           | <b>2,589,820</b> |
| Expenditures                 | 2,048,974      | 69,687                       | 80,716                   |                  |              |             |           | <b>2,199,377</b> |
| Operating Transfers In (Out) |                |                              |                          |                  |              |             |           | -                |
| <b>Ending Fund Balance</b>   | <b>584,526</b> | <b>65,178</b>                | -                        | -                | -            | -           | -         | <b>649,704</b>   |

Current detailed budget projections for the fiscal years the trial court would either be contributing to or receiving distributions from the TCTF fund balance held on the cc

|   | FY 2018-19       |                              | FUNDS                    |                  |              |             |           |                  |
|---|------------------|------------------------------|--------------------------|------------------|--------------|-------------|-----------|------------------|
| Description   | General          | Special Revenue<br>Non-Grant | Special Revenue<br>Grant | Capital Projects | Debt Service | Proprietary | Fiduciary | TOTAL            |
| <b>REVENUES</b>   |                  |                              |                          |                  |              |             |           |                  |
| State Financing Sources                                   | 2,149,604        | 10,547                       |                          |                  |              |             |           | 2,160,151        |
| Grants  |                  |                              | 98,533                   |                  |              |             |           | 98,533           |
| Other Financing Sources                                   | 37,563           | 68,739                       |                          |                  |              |             |           | 106,302          |
| <b>TOTAL REVENUES</b>                                     | <b>2,187,168</b> | <b>79,286</b>                | <b>98,533</b>            | <b>-</b>         | <b>-</b>     | <b>-</b>    | <b>-</b>  | <b>2,364,987</b> |
| <b>EXPENDITURES</b>                                       |                  |                              |                          |                  |              |             |           |                  |
| Salaries  | 842,282          | 21,011                       | 14,370                   |                  |              |             |           | 877,663          |
| Staff Benefits  | 706,124          | 23,296                       | 9,930                    |                  |              |             |           | 739,351          |
| General Expense   | 91,455           | 700                          | 8,676                    |                  |              |             |           | 100,831          |
| Printing  | 1,265            | 48                           | 436                      |                  |              |             |           | 1,748            |
| Telecommunications  | 10,793           | 843                          | 5,939                    |                  |              |             |           | 17,575           |
| Postage   | 7,591            | 396                          | 13                       |                  |              |             |           | 8,000            |
| Insurance   | 2,108            | -                            | -                        |                  |              |             |           | 2,108            |
| Travel in State   | 3,285            | 5                            | 1,533                    |                  |              |             |           | 4,823            |
| Travel Out of State                                       | -                | -                            | -                        |                  |              |             |           | -                |
| Training  | 553              |                              | 508                      |                  |              |             |           | 1,061            |
| Security  | 327              | 32                           | 295                      |                  |              |             |           | 655              |
| Facilities Operations                                     | 15,351           | 1,198                        | 11,705                   |                  |              |             |           | 28,255           |
| Utilities   | -                | -                            | -                        |                  |              |             |           | -                |
| Contracted Services                                       | 240,595          | 10,687                       | 42,353                   |                  |              |             |           | 293,635          |
| Consulting and Professional Services<br>- County Provided | 40               | -                            | -                        |                  |              |             |           | 40               |
| Information Technology (IT)                               | 154,537          | 7,476                        | 2,196                    |                  |              |             |           | 164,210          |
| Major Equipment   | -                | -                            | -                        |                  |              |             |           | -                |
| Other Items of Expense                                    | 2,287            | 3                            | 104                      |                  |              |             |           | 2,393            |
| Juror Costs   | 222              |                              |                          |                  |              |             |           | 222              |
| Other   | 520              |                              |                          |                  |              |             |           | 520              |
| Debt Service  |                  |                              |                          |                  |              |             |           | -                |
| Court Construction  |                  |                              |                          |                  |              |             |           | -                |
| Distributed Administration &<br>Allocation                |                  |                              |                          |                  |              |             |           | -                |
| Prior Year Expense Adjustment                             |                  |                              |                          |                  |              |             |           | -                |
| <b>TOTAL EXPENDITURES</b>                                 | <b>2,079,333</b> | <b>65,698</b>                | <b>98,058</b>            | <b>-</b>         | <b>-</b>     | <b>-</b>    | <b>-</b>  | <b>2,243,089</b> |
| Operating Transfers In (Out)                              |                  |                              |                          |                  |              |             |           | -                |
| <b>Fund Balance (Deficit)</b>                             |                  |                              |                          |                  |              |             |           |                  |
| <b>Beginning Balance (Deficit)</b>                        |                  |                              |                          |                  |              |             |           | -                |
| <b>Ending Balance (Deficit)</b>                           | <b>107,835</b>   | <b>13,588</b>                | <b>475</b>               | <b>-</b>         | <b>-</b>     | <b>-</b>    | <b>-</b>  | <b>121,898</b>   |

## Current detailed budget projection on behalf of the Court

|  | FY 2019-20       |                           | FUNDS                 |                  |              |             |           |                  |
|--|------------------|---------------------------|-----------------------|------------------|--------------|-------------|-----------|------------------|
| Description  | General          | Special Revenue Non-Grant | Special Revenue Grant | Capital Projects | Debt Service | Proprietary | Fiduciary | TOTAL            |
| <b>REVENUES</b>  |                  |                           |                       |                  |              |             |           |                  |
| State Financing Sources                                | 2,368,463        | 10,597                    |                       |                  |              |             |           | 2,379,060        |
| Grants   |                  |                           | 79,574                |                  |              |             |           | 79,574           |
| Other Financing Sources                                | 35,438           | 58,609                    |                       |                  |              |             |           | 94,046           |
| <b>TOTAL REVENUES</b>                                  | <b>2,403,900</b> | <b>69,206</b>             | <b>79,574</b>         | <b>-</b>         | <b>-</b>     | <b>-</b>    | <b>-</b>  | <b>2,552,680</b> |
| <b>EXPENDITURES</b>                                    |                  |                           |                       |                  |              |             |           |                  |
| Salaries   | 879,965          | 20,040                    | 14,776                |                  |              |             |           | 914,782          |
| Staff Benefits   | 532,203          | 15,912                    | 8,968                 |                  |              |             |           | 557,083          |
| General Expense  | 81,787           | 467                       | 4,540                 |                  |              |             |           | 86,794           |
| Printing   | 1,281            | 15                        | 105                   |                  |              |             |           | 1,401            |
| Telecommunications                                     | 12,246           | 857                       | 4,404                 |                  |              |             |           | 17,506           |
| Postage  | 27,457           | 375                       |                       |                  |              |             |           | 27,832           |
| Insurance  | 2,265            |                           |                       |                  |              |             |           | 2,265            |
| Travel in State  | 5,494            |                           | 1,835                 |                  |              |             |           | 7,329            |
| Travel Out of State                                    | -                |                           |                       |                  |              |             |           | -                |
| Training   | 4,706            |                           | 431                   |                  |              |             |           | 5,137            |
| Security   | 396              | 32                        | 226                   |                  |              |             |           | 655              |
| Facilities Operations                                  | 16,668           | 516                       | 4,098                 |                  |              |             |           | 21,282           |
| Utilities  | -                |                           |                       |                  |              |             |           | -                |
| Contracted Services                                    | 275,153          | 19,219                    | 32,577                |                  |              |             |           | 326,949          |
| Consulting and Professional Services - County Provided | -                |                           |                       |                  |              |             |           | -                |
| Information Technology (IT)                            | 75,193           | 8,205                     | 1,920                 |                  |              |             |           | 85,318           |
| Major Equipment  |                  |                           |                       |                  |              |             |           | -                |
| Other Items of Expense                                 | 2,861            |                           |                       |                  |              |             |           | 2,861            |
| Juror Costs  | 769              |                           |                       |                  |              |             |           | 769              |
| Other  | -                | 325                       | 154                   |                  |              |             |           | 479              |
| Debt Service   |                  |                           |                       |                  |              |             |           | -                |
| Court Construction                                     |                  |                           |                       |                  |              |             |           | -                |
| Distributed Administration & Allocation                |                  |                           |                       |                  |              |             |           | -                |
| Prior Year Expense Adjustment                          | (2,031)          |                           | 631                   |                  |              |             |           | (1,400)          |
| <b>TOTAL EXPENDITURES</b>                              | <b>1,916,415</b> | <b>65,963</b>             | <b>74,663</b>         | <b>-</b>         | <b>-</b>     | <b>-</b>    | <b>-</b>  | <b>2,057,041</b> |
| Operating Transfers In (Out)                           |                  |                           |                       |                  |              |             |           | -                |
| <b>Fund Balance (Deficit)</b>                          |                  |                           |                       |                  |              |             |           |                  |
| <b>Beginning Balance (Deficit)</b>                     | <b>107,835</b>   | <b>13,588</b>             | <b>475</b>            | <b>-</b>         | <b>-</b>     | <b>-</b>    | <b>-</b>  | <b>121,898</b>   |
| <b>Ending Balance (Deficit)</b>                        | <b>595,320</b>   | <b>16,831</b>             | <b>5,386</b>          | <b>-</b>         | <b>-</b>     | <b>-</b>    | <b>-</b>  | <b>617,537</b>   |

## Current detailed budget projection:

|   | FY 2021-22       |                           | FUNDS                 |                  |              |             |           |                  |
|---|------------------|---------------------------|-----------------------|------------------|--------------|-------------|-----------|------------------|
| Description   | General          | Special Revenue Non-Grant | Special Revenue Grant | Capital Projects | Debt Service | Proprietary | Fiduciary | TOTAL            |
| <b>REVENUES</b>   |                  |                           |                       |                  |              |             |           |                  |
| State Financing Sources                                   | 2,527,437        | 12,639                    |                       |                  |              |             |           | 2,540,076        |
| Grants  |                  |                           | 71,918                |                  |              |             |           | 71,918           |
| Other Financing Sources                                   | 67,499           | 76,056                    |                       |                  |              |             |           | 143,555          |
| <b>TOTAL REVENUES</b>                                     | <b>2,594,936</b> | <b>88,695</b>             | <b>71,918</b>         | -                | -            | -           | -         | <b>2,755,549</b> |
| <b>EXPENDITURES</b>                                       |                  |                           |                       |                  |              |             |           |                  |
| Salaries  | 992,931          | 20,790                    | 8,191                 |                  |              |             |           | 1,021,911        |
| Staff Benefits  | 610,212          | 13,948                    | 5,274                 |                  |              |             |           | 629,434          |
| General Expense   | 191,487          | 591                       | 4,907                 |                  |              |             |           | 196,985          |
| Printing  | 1,444            |                           |                       |                  |              |             |           | 1,444            |
| Telecommunications  | 17,450           | 1,168                     | 4,988                 |                  |              |             |           | 23,606           |
| Postage   | (171)            | 371                       |                       |                  |              |             |           | 200              |
| Insurance   | 2,293            |                           |                       |                  |              |             |           | 2,293            |
| Travel in State   | 125              |                           |                       |                  |              |             |           | 125              |
| Travel Out of State                                       | -                |                           |                       |                  |              |             |           | -                |
| Training  | 2,860            |                           |                       |                  |              |             |           | 2,860            |
| Security  | 568              | 32                        | 176                   |                  |              |             |           | 776              |
| Facilities Operations                                     | 5,747            | 91                        | 526                   |                  |              |             |           | 6,364            |
| Utilities   |                  |                           |                       |                  |              |             |           | -                |
| Contracted Services                                       | 353,180          | 25,431                    | 43,016                |                  |              |             |           | 421,627          |
| Consulting and Professional Services<br>- County Provided |                  |                           |                       |                  |              |             |           | -                |
| Information Technology (IT)                               | 359,064          | 11,326                    | 3,631                 |                  |              |             |           | 374,021          |
| Major Equipment   | 5,449            |                           |                       |                  |              |             |           | 5,449            |
| Other Items of Expense                                    | 1,760            |                           |                       |                  |              |             |           | 1,760            |
| Juror Costs   | 2,676            |                           |                       |                  |              |             |           | 2,676            |
| Other   | (3,216)          | 2,115                     | 1,201                 |                  |              |             |           | 100              |
| Debt Service  |                  |                           |                       |                  |              |             |           | -                |
| Court Construction  |                  |                           |                       |                  |              |             |           | -                |
| Distributed Administration &<br>Allocation                |                  |                           |                       |                  |              |             |           | -                |
| Prior Year Expense Adjustment                             | 151              |                           | 10                    |                  |              |             |           | 161              |
| <b>TOTAL EXPENDITURES</b>                                 | <b>2,544,010</b> | <b>75,863</b>             | <b>71,920</b>         | -                | -            | -           | -         | <b>2,691,793</b> |
| Operating Transfers In (Out)                              |                  |                           |                       |                  |              |             |           | -                |
| <b>Fund Balance (Deficit)</b>                             |                  |                           |                       |                  |              |             |           |                  |
| <b>Beginning Balance (Deficit)</b>                        | <b>595,320</b>   | <b>16,831</b>             | <b>5,386</b>          | -                | -            | -           | -         | <b>617,537</b>   |
| <b>Ending Balance (Deficit)</b>                           | <b>646,246</b>   | <b>29,663</b>             | <b>5,384</b>          | -                | -            | -           | -         | <b>681,293</b>   |

## Current detailed budget projection:

|   | FY 2023-24       |                           | FUNDS                 |                  |              |             |           |                  |
|---|------------------|---------------------------|-----------------------|------------------|--------------|-------------|-----------|------------------|
| Description   | General          | Special Revenue Non-Grant | Special Revenue Grant | Capital Projects | Debt Service | Proprietary | Fiduciary | TOTAL            |
| <b>REVENUES</b>   |                  |                           |                       |                  |              |             |           |                  |
| State Financing Sources                                   | 2,497,030        | 12,446                    |                       |                  |              |             |           | 2,509,476        |
| Grants  |                  |                           | 71,918                |                  |              |             |           | 71,918           |
| Other Financing Sources                                   | 67,499           | 76,056                    |                       |                  |              |             |           | 143,555          |
| <b>TOTAL REVENUES</b>                                     | <b>2,564,529</b> | <b>88,502</b>             | <b>71,918</b>         | -                | -            | -           | -         | <b>2,724,949</b> |
| <b>EXPENDITURES</b>                                       |                  |                           |                       |                  |              |             |           |                  |
| Salaries  | 1,085,699        | 22,790                    | 10,191                |                  |              |             |           | 1,118,680        |
| Staff Benefits  | 623,090          | 15,948                    | 7,274                 |                  |              |             |           | 646,312          |
| General Expense   | 185,989          | 591                       | 4,907                 |                  |              |             |           | 191,487          |
| Printing  | 1,444            |                           |                       |                  |              |             |           | 1,444            |
| Telecommunications  | 17,450           | 1,168                     | 4,988                 |                  |              |             |           | 23,606           |
| Postage   | (171)            | 371                       |                       |                  |              |             |           | 200              |
| Insurance   | 2,293            |                           |                       |                  |              |             |           | 2,293            |
| Travel in State   | 125              |                           |                       |                  |              |             |           | 125              |
| Travel Out of State                                       | -                |                           |                       |                  |              |             |           | -                |
| Training  | 2,860            |                           |                       |                  |              |             |           | 2,860            |
| Security  | 568              | 32                        | 176                   |                  |              |             |           | 776              |
| Facilities Operations                                     | 5,747            | 91                        | 526                   |                  |              |             |           | 6,364            |
| Utilities   |                  |                           |                       |                  |              |             |           | -                |
| Contracted Services                                       | 353,180          | 25,431                    | 43,016                |                  |              |             |           | 421,627          |
| Consulting and Professional Services<br>- County Provided |                  |                           |                       |                  |              |             |           | -                |
| Information Technology (IT)                               | 284,072          | 11,326                    | 3,631                 |                  |              |             |           | 299,029          |
| Major Equipment   | 5,449            |                           |                       |                  |              |             |           | 5,449            |
| Other Items of Expense                                    | 1,760            |                           |                       |                  |              |             |           | 1,760            |
| Juror Costs   | 2,676            |                           |                       |                  |              |             |           | 2,676            |
| Other   | (3,216)          | 2,115                     | 1,201                 |                  |              |             |           | 100              |
| Debt Service  |                  |                           |                       |                  |              |             |           | -                |
| Court Construction  |                  |                           |                       |                  |              |             |           | -                |
| Distributed Administration &<br>Allocation                |                  |                           |                       |                  |              |             |           | -                |
| Prior Year Expense Adjustment                             | 151              |                           | 10                    |                  |              |             |           | 161              |
| <b>TOTAL EXPENDITURES</b>                                 | <b>2,569,166</b> | <b>79,863</b>             | <b>75,920</b>         | -                | -            | -           | -         | <b>2,724,949</b> |
| Operating Transfers In (Out)                              |                  |                           |                       |                  |              |             |           | -                |
| <b>Fund Balance (Deficit)</b>                             |                  |                           |                       |                  |              |             |           |                  |
| Beginning Balance (Deficit)                               | 646,246          | 29,663                    | 5,384                 | -                | -            | -           | -         | 681,293          |
| Ending Balance (Deficit)                                  | 641,609          | 38,301                    | 1,382                 | -                | -            | -           | -         | 681,293          |

## Current detailed budget projection:

|   | Select Fiscal Year ▼ | FUNDS                        |                          |                  |              |             |           |         |
|---|----------------------|------------------------------|--------------------------|------------------|--------------|-------------|-----------|---------|
| Description   | General              | Special Revenue<br>Non-Grant | Special Revenue<br>Grant | Capital Projects | Debt Service | Proprietary | Fiduciary | TOTAL   |
| <b>REVENUES</b>   |                      |                              |                          |                  |              |             |           |         |
| State Financing Sources                                   |                      |                              |                          |                  |              |             |           | -       |
| Grants  |                      |                              |                          |                  |              |             |           | -       |
| Other Financing Sources                                   |                      |                              |                          |                  |              |             |           | -       |
| <b>TOTAL REVENUES</b>                                     | -                    | -                            | -                        | -                | -            | -           | -         | -       |
| <b>EXPENDITURES</b>                                       |                      |                              |                          |                  |              |             |           |         |
| Salaries  |                      |                              |                          |                  |              |             |           | -       |
| Staff Benefits  |                      |                              |                          |                  |              |             |           | -       |
| General Expense   |                      |                              |                          |                  |              |             |           | -       |
| Printing  |                      |                              |                          |                  |              |             |           | -       |
| Telecommunications  |                      |                              |                          |                  |              |             |           | -       |
| Postage   |                      |                              |                          |                  |              |             |           | -       |
| Insurance   |                      |                              |                          |                  |              |             |           | -       |
| Travel in State   |                      |                              |                          |                  |              |             |           | -       |
| Travel Out of State                                       |                      |                              |                          |                  |              |             |           | -       |
| Training  |                      |                              |                          |                  |              |             |           | -       |
| Security  |                      |                              |                          |                  |              |             |           | -       |
| Facilities Operations                                     |                      |                              |                          |                  |              |             |           | -       |
| Utilities   |                      |                              |                          |                  |              |             |           | -       |
| Contracted Services                                       |                      |                              |                          |                  |              |             |           | -       |
| Consulting and Professional Services<br>- County Provided |                      |                              |                          |                  |              |             |           | -       |
| Information Technology (IT)                               |                      |                              |                          |                  |              |             |           | -       |
| Major Equipment   |                      |                              |                          |                  |              |             |           | -       |
| Other Items of Expense                                    |                      |                              |                          |                  |              |             |           | -       |
| Juror Costs   |                      |                              |                          |                  |              |             |           | -       |
| Other   |                      |                              |                          |                  |              |             |           | -       |
| Debt Service  |                      |                              |                          |                  |              |             |           | -       |
| Court Construction  |                      |                              |                          |                  |              |             |           | -       |
| Distributed Administration &<br>Allocation                |                      |                              |                          |                  |              |             |           | -       |
| Prior Year Expense Adjustment                             |                      |                              |                          |                  |              |             |           | -       |
| <b>TOTAL EXPENDITURES</b>                                 | -                    | -                            | -                        | -                | -            | -           | -         | -       |
| Operating Transfers In (Out)                              |                      |                              |                          |                  |              |             |           | -       |
| <b>Fund Balance (Deficit)</b>                             |                      |                              |                          |                  |              |             |           |         |
| <b>Beginning Balance (Deficit)</b>                        | 641,609              | 38,301                       | 1,382                    | -                | -            | -           | -         | 681,293 |
| <b>Ending Balance (Deficit)</b>                           | 641,609              | 38,301                       | 1,382                    | -                | -            | -           | -         | 681,293 |

## Current detailed budget projection:

|   | Select Fiscal Year ▼ | FUNDS                        |                          |                  |              |             |           |         |
|---|----------------------|------------------------------|--------------------------|------------------|--------------|-------------|-----------|---------|
| Description   | General              | Special Revenue<br>Non-Grant | Special Revenue<br>Grant | Capital Projects | Debt Service | Proprietary | Fiduciary | TOTAL   |
| <b>REVENUES</b>   |                      |                              |                          |                  |              |             |           |         |
| State Financing Sources                                   |                      |                              |                          |                  |              |             |           | -       |
| Grants  |                      |                              |                          |                  |              |             |           | -       |
| Other Financing Sources                                   |                      |                              |                          |                  |              |             |           | -       |
| <b>TOTAL REVENUES</b>                                     | -                    | -                            | -                        | -                | -            | -           | -         | -       |
| <b>EXPENDITURES</b>                                       |                      |                              |                          |                  |              |             |           |         |
| Salaries  |                      |                              |                          |                  |              |             |           | -       |
| Staff Benefits  |                      |                              |                          |                  |              |             |           | -       |
| General Expense   |                      |                              |                          |                  |              |             |           | -       |
| Printing  |                      |                              |                          |                  |              |             |           | -       |
| Telecommunications  |                      |                              |                          |                  |              |             |           | -       |
| Postage   |                      |                              |                          |                  |              |             |           | -       |
| Insurance   |                      |                              |                          |                  |              |             |           | -       |
| Travel in State   |                      |                              |                          |                  |              |             |           | -       |
| Travel Out of State                                       |                      |                              |                          |                  |              |             |           | -       |
| Training  |                      |                              |                          |                  |              |             |           | -       |
| Security  |                      |                              |                          |                  |              |             |           | -       |
| Facilities Operations                                     |                      |                              |                          |                  |              |             |           | -       |
| Utilities   |                      |                              |                          |                  |              |             |           | -       |
| Contracted Services                                       |                      |                              |                          |                  |              |             |           | -       |
| Consulting and Professional Services<br>- County Provided |                      |                              |                          |                  |              |             |           | -       |
| Information Technology (IT)                               |                      |                              |                          |                  |              |             |           | -       |
| Major Equipment   |                      |                              |                          |                  |              |             |           | -       |
| Other Items of Expense                                    |                      |                              |                          |                  |              |             |           | -       |
| Juror Costs   |                      |                              |                          |                  |              |             |           | -       |
| Other   |                      |                              |                          |                  |              |             |           | -       |
| Debt Service  |                      |                              |                          |                  |              |             |           | -       |
| Court Construction  |                      |                              |                          |                  |              |             |           | -       |
| Distributed Administration &<br>Allocation                |                      |                              |                          |                  |              |             |           | -       |
| Prior Year Expense Adjustment                             |                      |                              |                          |                  |              |             |           | -       |
| <b>TOTAL EXPENDITURES</b>                                 | -                    | -                            | -                        | -                | -            | -           | -         | -       |
| Operating Transfers In (Out)                              |                      |                              |                          |                  |              |             |           | -       |
| <b>Fund Balance (Deficit)</b>                             |                      |                              |                          |                  |              |             |           |         |
| <b>Beginning Balance (Deficit)</b>                        | 641,609              | 38,301                       | 1,382                    | -                | -            | -           | -         | 681,293 |
| <b>Ending Balance (Deficit)</b>                           | 641,609              | 38,301                       | 1,382                    | -                | -            | -           | -         | 681,293 |



## Current detailed budget projection:

|   | Select Fiscal Year ▼ | FUNDS                        |                          |                  |              |             |           |         |
|---|----------------------|------------------------------|--------------------------|------------------|--------------|-------------|-----------|---------|
| Description   | General              | Special Revenue<br>Non-Grant | Special Revenue<br>Grant | Capital Projects | Debt Service | Proprietary | Fiduciary | TOTAL   |
| <b>REVENUES</b>   |                      |                              |                          |                  |              |             |           |         |
| State Financing Sources                                   |                      |                              |                          |                  |              |             |           | -       |
| Grants  |                      |                              |                          |                  |              |             |           | -       |
| Other Financing Sources                                   |                      |                              |                          |                  |              |             |           | -       |
| <b>TOTAL REVENUES</b>                                     | -                    | -                            | -                        | -                | -            | -           | -         | -       |
| <b>EXPENDITURES</b>                                       |                      |                              |                          |                  |              |             |           |         |
| Salaries  |                      |                              |                          |                  |              |             |           | -       |
| Staff Benefits  |                      |                              |                          |                  |              |             |           | -       |
| General Expense   |                      |                              |                          |                  |              |             |           | -       |
| Printing  |                      |                              |                          |                  |              |             |           | -       |
| Telecommunications  |                      |                              |                          |                  |              |             |           | -       |
| Postage   |                      |                              |                          |                  |              |             |           | -       |
| Insurance   |                      |                              |                          |                  |              |             |           | -       |
| Travel in State   |                      |                              |                          |                  |              |             |           | -       |
| Travel Out of State                                       |                      |                              |                          |                  |              |             |           | -       |
| Training  |                      |                              |                          |                  |              |             |           | -       |
| Security  |                      |                              |                          |                  |              |             |           | -       |
| Facilities Operations                                     |                      |                              |                          |                  |              |             |           | -       |
| Utilities   |                      |                              |                          |                  |              |             |           | -       |
| Contracted Services                                       |                      |                              |                          |                  |              |             |           | -       |
| Consulting and Professional Services<br>- County Provided |                      |                              |                          |                  |              |             |           | -       |
| Information Technology (IT)                               |                      |                              |                          |                  |              |             |           | -       |
| Major Equipment   |                      |                              |                          |                  |              |             |           | -       |
| Other Items of Expense                                    |                      |                              |                          |                  |              |             |           | -       |
| Juror Costs   |                      |                              |                          |                  |              |             |           | -       |
| Other   |                      |                              |                          |                  |              |             |           | -       |
| Debt Service  |                      |                              |                          |                  |              |             |           | -       |
| Court Construction  |                      |                              |                          |                  |              |             |           | -       |
| Distributed Administration &<br>Allocation                |                      |                              |                          |                  |              |             |           | -       |
| Prior Year Expense Adjustment                             |                      |                              |                          |                  |              |             |           | -       |
| <b>TOTAL EXPENDITURES</b>                                 | -                    | -                            | -                        | -                | -            | -           | -         | -       |
| Operating Transfers In (Out)                              |                      |                              |                          |                  |              |             |           | -       |
| <b>Fund Balance (Deficit)</b>                             |                      |                              |                          |                  |              |             |           |         |
| <b>Beginning Balance (Deficit)</b>                        | 641,609              | 38,301                       | 1,382                    | -                | -            | -           | -         | 681,293 |
| <b>Ending Balance (Deficit)</b>                           | 641,609              | 38,301                       | 1,382                    | -                | -            | -           | -         | 681,293 |

## Current detailed budget projection:

|   | Select Fiscal Year ▼ | FUNDS                        |                          |                  |              |             |           |         |
|---|----------------------|------------------------------|--------------------------|------------------|--------------|-------------|-----------|---------|
| Description   | General              | Special Revenue<br>Non-Grant | Special Revenue<br>Grant | Capital Projects | Debt Service | Proprietary | Fiduciary | TOTAL   |
| <b>REVENUES</b>   |                      |                              |                          |                  |              |             |           |         |
| State Financing Sources                                   |                      |                              |                          |                  |              |             |           | -       |
| Grants  |                      |                              |                          |                  |              |             |           | -       |
| Other Financing Sources                                   |                      |                              |                          |                  |              |             |           | -       |
| <b>TOTAL REVENUES</b>                                     | -                    | -                            | -                        | -                | -            | -           | -         | -       |
| <b>EXPENDITURES</b>                                       |                      |                              |                          |                  |              |             |           |         |
| Salaries  |                      |                              |                          |                  |              |             |           | -       |
| Staff Benefits  |                      |                              |                          |                  |              |             |           | -       |
| General Expense   |                      |                              |                          |                  |              |             |           | -       |
| Printing  |                      |                              |                          |                  |              |             |           | -       |
| Telecommunications  |                      |                              |                          |                  |              |             |           | -       |
| Postage   |                      |                              |                          |                  |              |             |           | -       |
| Insurance   |                      |                              |                          |                  |              |             |           | -       |
| Travel in State   |                      |                              |                          |                  |              |             |           | -       |
| Travel Out of State                                       |                      |                              |                          |                  |              |             |           | -       |
| Training  |                      |                              |                          |                  |              |             |           | -       |
| Security  |                      |                              |                          |                  |              |             |           | -       |
| Facilities Operations                                     |                      |                              |                          |                  |              |             |           | -       |
| Utilities   |                      |                              |                          |                  |              |             |           | -       |
| Contracted Services                                       |                      |                              |                          |                  |              |             |           | -       |
| Consulting and Professional Services<br>- County Provided |                      |                              |                          |                  |              |             |           | -       |
| Information Technology (IT)                               |                      |                              |                          |                  |              |             |           | -       |
| Major Equipment   |                      |                              |                          |                  |              |             |           | -       |
| Other Items of Expense                                    |                      |                              |                          |                  |              |             |           | -       |
| Juror Costs   |                      |                              |                          |                  |              |             |           | -       |
| Other   |                      |                              |                          |                  |              |             |           | -       |
| Debt Service  |                      |                              |                          |                  |              |             |           | -       |
| Court Construction  |                      |                              |                          |                  |              |             |           | -       |
| Distributed Administration &<br>Allocation                |                      |                              |                          |                  |              |             |           | -       |
| Prior Year Expense Adjustment                             |                      |                              |                          |                  |              |             |           | -       |
| <b>TOTAL EXPENDITURES</b>                                 | -                    | -                            | -                        | -                | -            | -           | -         | -       |
| Operating Transfers In (Out)                              |                      |                              |                          |                  |              |             |           | -       |
| <b>Fund Balance (Deficit)</b>                             |                      |                              |                          |                  |              |             |           |         |
| <b>Beginning Balance (Deficit)</b>                        | 641,609              | 38,301                       | 1,382                    | -                | -            | -           | -         | 681,293 |
| <b>Ending Balance (Deficit)</b>                           | 641,609              | 38,301                       | 1,382                    | -                | -            | -           | -         | 681,293 |

## Identification of all costs, by category and amount, needed to fully implement the project

| Expenses Category |  | Amount        |
|-------------------|--|---------------|
| GL Account        | Description  |               |
| 900000            | Salaries   |               |
| 910000            | Staff Benefits   |               |
| 920001            | General Expense  |               |
| 924000            | Printing   |               |
| 925000            | Telecommunications                                     |               |
| 926000            | Postage  |               |
| 928000            | Insurance  |               |
| 929000            | Travel in State  |               |
| 931000            | Travel Out of State                                    |               |
| 933000            | Training   |               |
| 934000            | Security   |               |
| 935000            | Facilities Operations                                  |               |
| 936000            | Utilities  |               |
| 938000            | Contracted Services                                    |               |
| 940000            | Consulting and Professional Services - County Provided |               |
| 943000            | Information Technology (IT)                            |               |
| 945000            | Major Equipment  | 70,000        |
| 950000            | Other Items of Expense                                 |               |
| 972000            | Other  |               |
| 973000            | Debt Service   |               |
| 983000            | Court Construction                                     |               |
| 990000            | Distributed Administration & Allocation                |               |
| <b>Total</b>      |  | <b>70,000</b> |

A specific funding and expenditure schedule identifying the amounts related to the proposal to be contributed and expended, by fiscal year

| Description        | FY 2018-19 ▼ | FY 2022-23 ▼ | Select Fiscal Year ▼ | Select Fiscal Year ▼ | Select Fiscal Year ▼ | Select Fiscal Year ▼ | Select Fiscal Year ▼ | Select Fiscal Year ▼ | Total  |
|--------------------|--------------|--------------|----------------------|----------------------|----------------------|----------------------|----------------------|----------------------|--------|
| Contribution       | 40,000       |              |                      |                      |                      |                      |                      |                      | 40,000 |
| Expenditures       |              | 40,000       |                      |                      |                      |                      |                      |                      | 40,000 |
| Cumulative Balance | 40,000       | -            | -                    | -                    | -                    | -                    | -                    | -                    | -      |

## A specific funding and expenditure schedule identifying the amounts related to the proposal to be contributed and expended, by fiscal year

Original Request:

| Description        | FY 2018-19 ▼ | FY 2019-20 ▼ | FY 2022-23 ▼ | Select Fiscal Year ▼ | Select Fiscal Year ▼ | Select Fiscal Year ▼ | Select Fiscal Year ▼ | Select Fiscal Year ▼ | Total  |
|--------------------|--------------|--------------|--------------|----------------------|----------------------|----------------------|----------------------|----------------------|--------|
| Contribution       | 40,000       | 20,000       |              |                      |                      |                      |                      |                      | 60,000 |
| Expenditures       |              |              | 60,000       |                      |                      |                      |                      |                      | 60,000 |
| Cumulative Balance | 40,000       | 60,000       | -            | -                    | -                    | -                    | -                    | -                    | -      |

Amended request

| Description        | FY 2018-19 ▼ | FY 2019-20 ▼ | FY 2021-22 ▼ | FY 2023-24 ▼ | Select Fiscal Year ▼ | Select Fiscal Year ▼ | Select Fiscal Year ▼ | Select Fiscal Year ▼ | Total  |
|--------------------|--------------|--------------|--------------|--------------|----------------------|----------------------|----------------------|----------------------|--------|
| Contribution       | 40,000       | 20,000       | 10,000       |              |                      |                      |                      |                      | 70,000 |
| Expenditures       |              |              |              | 70,000       |                      |                      |                      |                      | 70,000 |
| Cumulative Balance | 40,000       | 60,000       | 70,000       | -            | -                    | -                    | -                    | -                    | -      |

## APPLICATION FOR TCTF FUNDS HELD ON BEHALF OF THE COURT

Please check the type of request:

☐ **NEW REQUEST** (Complete Section I, III, and IV only.)☒ **AMENDED REQUEST** (Complete Sections I through IV.)**SECTION I: GENERAL INFORMATION****SUPERIOR COURT:**

Monterey

**PERSON AUTHORIZING REQUEST (Presiding Judge or Court Executive Officer):**

CEO Chris Ruhl

**CONTACT PERSON AND CONTACT INFO:**Colin Simpson [colin.simpson@monterey.courts.ca.gov](mailto:colin.simpson@monterey.courts.ca.gov) 831-775-5630**DATE OF SUBMISSION:**

9/21/2022

**TIME PERIOD COVERED BY THE REQUEST, INCLUDING CONTRIBUTION AND EXPENDITURE:** FY 2021-2022 THROUGH 2022-2023

**REQUESTED AMOUNT:**

\$329,446, \$107,953 in FY 2022-2023

**REASON FOR REQUEST** (Please briefly summarize the purpose for this request, including a brief description of the project/proposal. Use attachments if additional space is needed.):

*Amended: Phase III of the project to include a generator to support the energy capacity needs of the disaster recovery site, \$107,953 addition increasing the request amount from \$221,493 to \$329,446. The request also includes a carryover of \$48,537 from 2021-2022 as work has not been completed related to the original scope of the project.*

Monterey County Superior Court requests \$329,445 to be held on the Court's behalf to upgrade the power infrastructure and data center (Main Data Facility, MDF) located in the Court's King City facility. This upgrade would allow the facility to become a disaster recovery site to meet existing and future information technology and operational needs.

The Monterey County Superior Court's current disaster recovery plan for technological systems, a critical component of business continuity, lacks resilience because both of the Court's current computer data centers are in close proximity of each other and, potentially, within the same disaster zone. In the case of a regional catastrophe caused by a flood, wildfire, earthquake, or other natural disasters, the Court cannot currently quickly recover critical technical systems and business applications necessary to re-establish core court operational functions. The inability to restore access to the Court's case management system, jury service application, electronic court record, and other essential systems within a realistic timeframe would stifle local access to justice and stall mandated responsibilities for possibly an extended period. Under the current conditions, it could take from days to weeks to recover from a disaster impacting both the Salinas and Marina data centers, even assuming the availability of network infrastructure and hardware, data facilities, and other resources necessary for system and application restoration. If faced with such a disaster and the inability to recover promptly, this would negatively impact the public's access to justice when most needed and erode public confidence.

Currently, the primary data center for the Monterey County Superior Court is housed at the main courthouse in Salinas, California. Due to the limited availability of telecommunications and other infrastructure services in specific geographic locations combined with the limited options for judicial branch-owned court facilities in Monterey County, the redundant computer facility resides in the courthouse located in Marina, California, approximately one mile from the Pacific Ocean and only eight miles from Salinas. This proximity raises concerns about critical system redundancy, especially in the instance of a sea intrusion-related disaster, as was detailed in the Judicial Council's audit finding in 2007. In addition, those eight miles that separate the Salinas and Marina data centers face three major threats: 1) floods from a one-hundred-year FEMA flood zone, 2) earthquakes from the San Andreas fault line, 3) and tsunamis swelling out of the Monterey deep-sea canyon caused by localized or remote seismic activity.

Although the Court is acutely aware of this risk, several factors have prevented us from implementing a comprehensive solution to mitigate the risk, not limited to funding. The Court explored building partnerships with other courts to locate disaster recovery systems jointly, but this option presents governance difficulties and proved to be an expensive alternative. In 2018, leveraging the innovation grant funds, Monterey led the cloud-based disaster recovery

project in collaboration with 26 California Courts. The initiative's goal was to pilot and demonstrate the viability of cloud-based, emerging disaster recovery solutions for the timely recovery of critical court services. One of the key findings of the pilot project was that there are significant costs and complexities associated with deploying cloud-based recovery solutions rather than utilizing and building a local site-to-site disaster recovery infrastructure. At present, it is cost-prohibitive for Monterey to pursue emerging technologies.

To date, we had been unsuccessful in finding a viable and cost-effective solution for sharing and maintaining computer systems among various branch entities until the recent reopening of the King City Courthouse. With King City roughly 43 miles southeast of Salinas and a distance of approximately 25 miles from the Pacific Ocean with an intervening mountain range, this location as the secondary data center presents a lesser risk of both it and the primary Salinas Courthouse data center succumbing to the immediate impact and related aftereffects of the same catastrophic event.

Disaster Recovery is a crucial initiative outlined in the Judicial Branch Tactical Plan for Technology. It aligns with Goal 3: Advance IT Security & Infrastructure in the 2019-2022 Judicial Branch Strategic Plan. Reliable systems, applications, and supporting infrastructure are foundational to providing digital services and public access to justice.

## **SECTION II: AMENDED REQUEST CHANGES**

### **A. Identify sections and answers amended.**

*Section I: Requested Amount, Reason for Request, Section IV*

### **B. Provide a summary of the changes to the request.**

*The requested amount and financial information were updated as the work was not completed in FY 2021–2022. In addition, the scope was increased to include Phase III of the project at an additional cost of \$107,953. The request also includes a carryover of \$48,537 from 2021–2022 as work has not been completed related to the original scope of the project. \$172,956 of the \$221,493 allocated in 2021–2022 was expended. The work that remains in FY 2022–2023 including the expanded scope has an estimated cost of \$156,490, increasing the total project cost to \$329,446. Section IVA through D were updated to reflect the additional year in court budgets, fund balances, requested funds held on behalf of the court in FY 2022–2023, and the updated estimated project cost. Section IVB could not be updated for FY 2022–2023 as the court is still in contract negotiations with the union but will update the worksheet once the budget is finalized.*

## **SECTION III: TRIAL COURT OPERATIONS AND ACCESS TO JUSTICE**

### **A. Explain why the request does not fit within the Court's annual operational budget process and the three-year encumbrance term.**

*These funds are needed to acquire equipment and procure related goods and services necessary for this project. This is a significant one-time outlay of funds for court infrastructure that the Court could not assume to include in its operational costs. The one-time costs of the project are outside the operating costs for the Court, but the ongoing costs are being determined and assumed in the Court's operating budget*

### **APPLICATION FOR TCTF FUNDS HELD ON BEHALF OF THE COURT (Continued)**

## **SECTION III (continued): TRIAL COURT OPERATIONS AND ACCESS TO JUSTICE**

### **B. How will the request enhance the efficiency and/or effectiveness of court operations, and/or increase the availability of court services and programs?**

*A robust disaster recovery program is a critical component of an organization's continuity of operations or business continuity plan. The new King City Courthouse disaster recovery site would reduce the risks that a flood, wildfire, earthquake, tsunami or other natural disasters present to the Court's critical technical systems and business applications necessary to core court operational functions. The inability to restore access to the Court's case management system, jury service application, electronic court record, and other essential systems within a realistic timeframe would stifle local access to justice and stall mandated responsibilities for possibly an extended period. Under the current conditions, it could take from days to weeks to recover from a disaster impacting both the Salinas and Marina data centers, even assuming the availability of network infrastructure and hardware, data facilities, and other resources necessary for system and application restoration. If faced with such a disaster and*

*the inability to recover promptly, this would negatively impact the public's access to justice when most needed and erode public confidence.*

**C. If a cost efficiency, please provide cost comparison (table template provided).**

**D. Describe the consequences to the Court's operations if the court request is not approved.**

*Under the current conditions, it could take from days to weeks to recover from a disaster impacting both the Salinas and Marina data centers, even assuming the availability of network infrastructure and hardware, data facilities, and other resources necessary for system and application restoration. If faced with such a disaster and the inability to recover promptly, this would negatively impact the public's access to justice when most needed and erode public confidence.*

**E. Describe the consequences to the public and access to justice if the court request is not approved.**

*Under the current conditions, it could take from days to weeks to recover from a disaster impacting both the Salinas and Marina data centers, even assuming the availability of network infrastructure and hardware, data facilities, and other resources necessary for system and application restoration. If faced with such a disaster and the inability to recover promptly, this would negatively impact the public's access to justice when most needed and erode public confidence.*

**F. What alternatives has the Court identified if the request is not approved, and why is holding funding in the TCTF the preferred alternative?**

*The one-time local costs of this IT infrastructure project are outside the operating costs for the Court and are consistent with the guidelines and intent of the TCTF Funds Held on Behalf of the Courts process. Without the TCTF FHOB process, the Court would need to significantly reduce its capacity to provide planned services in order to fund these costs necessary to open and put the disaster recovery site into operation, thereby negatively impacting the public.*

**SECTION IV: FINANCIAL INFORMATION**

**Please provide the following (table template provided for each):**

**A. Three-year history of year-end fund balances, revenues, and expenditures**

See attached

**B. Current detailed budget projections for the fiscal years the trial court would either be contributing to or receiving distributions from the TCTF fund balance held on the Court's behalf**

See attached

**C. Identification of all costs, by category and amount, needed to fully implement the project**

See attached

**D. A specific funding and expenditure schedule identifying the amounts to be contributed and expended, by fiscal year**

See attached



If a cost efficiency, please provide cost comparison

| Status Quo            |  | Select Fiscal Year ▼ | Select Fiscal Year ▼ | Select Fiscal Year ▼ | Select Fiscal Year ▼ |
|-----------------------|--|----------------------|----------------------|----------------------|----------------------|
| GL Account            | Description  | Amount               | Amount               | Amount               | Amount               |
| N/A                   | Dedicated Revenue Stream (if applicable)               |                      |                      |                      |                      |
|                       |  |                      |                      |                      |                      |
| 900000                | Salaries   |                      |                      |                      |                      |
| 910000                | Staff Benefits   |                      |                      |                      |                      |
| 920001                | General Expense  |                      |                      |                      |                      |
| 924000                | Printing   |                      |                      |                      |                      |
| 925000                | Telecommunications                                     |                      |                      |                      |                      |
| 926000                | Postage  |                      |                      |                      |                      |
| 928000                | Insurance  |                      |                      |                      |                      |
| 929000                | Travel in State  |                      |                      |                      |                      |
| 931000                | Travel Out of State                                    |                      |                      |                      |                      |
| 933000                | Training   |                      |                      |                      |                      |
| 934000                | Security   |                      |                      |                      |                      |
| 935000                | Facilities Operations                                  |                      |                      |                      |                      |
| 936000                | Utilities  |                      |                      |                      |                      |
| 938000                | Contracted Services                                    |                      |                      |                      |                      |
| 940000                | Consulting and Professional Services - County Provided |                      |                      |                      |                      |
| 943000                | Information Technology (IT)                            |                      |                      |                      |                      |
| 945000                | Major Equipment  |                      |                      |                      |                      |
| 950000                | Other Items of Expense                                 |                      |                      |                      |                      |
| 972000                | Other  |                      |                      |                      |                      |
| 973000                | Debt Service   |                      |                      |                      |                      |
| 983000                | Court Construction                                     |                      |                      |                      |                      |
| 990000                | Distributed Administration & Allocation                |                      |                      |                      |                      |
| Net Revenue (Expense) |  | -                    | -                    | -                    | -                    |

| Proposed Project      |  |        |        |        |        |
|-----------------------|--|--------|--------|--------|--------|
| GL Account            | Description  | Amount | Amount | Amount | Amount |
| N/A                   | Dedicated Revenue Stream (if applicable)               |        |        |        |        |
|                       |  |        |        |        |        |
| 900000                | Salaries   |        |        |        |        |
| 910000                | Staff Benefits   |        |        |        |        |
| 920001                | General Expense  |        |        |        |        |
| 924000                | Printing   |        |        |        |        |
| 925000                | Telecommunications                                     |        |        |        |        |
| 926000                | Postage  |        |        |        |        |
| 928000                | Insurance  |        |        |        |        |
| 929000                | Travel in State  |        |        |        |        |
| 931000                | Travel Out of State                                    |        |        |        |        |
| 933000                | Training   |        |        |        |        |
| 934000                | Security   |        |        |        |        |
| 935000                | Facilities Operations                                  |        |        |        |        |
| 936000                | Utilities  |        |        |        |        |
| 938000                | Contracted Services                                    |        |        |        |        |
| 940000                | Consulting and Professional Services - County Provided |        |        |        |        |
| 943000                | Information Technology (IT)                            |        |        |        |        |
| 945000                | Major Equipment  |        |        |        |        |
| 950000                | Other Items of Expense                                 |        |        |        |        |
| 972000                | Other  |        |        |        |        |
| 973000                | Debt Service   |        |        |        |        |
| 983000                | Court Construction                                     |        |        |        |        |
| 990000                | Distributed Administration & Allocation                |        |        |        |        |
| Net Revenue (Expense) |  | -      | -      | -      | -      |

|                         |   |   |  |   |
|-------------------------|---|---|--|---|
| Cumulative Cost Savings | - | - |  | - |
|-------------------------|---|---|--|---|

If a cost efficiency, please provide cost comparison

| Status Quo                   |  | Select Fiscal Year ▼ | Select Fiscal Year ▼ | Select Fiscal Year ▼ |
|------------------------------|--|----------------------|----------------------|----------------------|
| GL Account                   | Description  | Amount               | Amount               | Amount               |
| N/A                          | Dedicated Revenue Stream (if applicable)               |                      |                      |                      |
|                              |  |                      |                      |                      |
| 900000                       | Salaries   |                      |                      |                      |
| 910000                       | Staff Benefits   |                      |                      |                      |
| 920001                       | General Expense  |                      |                      |                      |
| 924000                       | Printing   |                      |                      |                      |
| 925000                       | Telecommunications                                     |                      |                      |                      |
| 926000                       | Postage  |                      |                      |                      |
| 928000                       | Insurance  |                      |                      |                      |
| 929000                       | Travel in State  |                      |                      |                      |
| 931000                       | Travel Out of State                                    |                      |                      |                      |
| 933000                       | Training   |                      |                      |                      |
| 934000                       | Security   |                      |                      |                      |
| 935000                       | Facilities Operations                                  |                      |                      |                      |
| 936000                       | Utilities  |                      |                      |                      |
| 938000                       | Contracted Services                                    |                      |                      |                      |
|                              | Consulting and Professional Services - County Provided |                      |                      |                      |
| 940000                       |  |                      |                      |                      |
| 943000                       | Information Technology (IT)                            |                      |                      |                      |
| 945000                       | Major Equipment  |                      |                      |                      |
| 950000                       | Other Items of Expense                                 |                      |                      |                      |
| 972000                       | Other  |                      |                      |                      |
| 973000                       | Debt Service   |                      |                      |                      |
| 983000                       | Court Construction                                     |                      |                      |                      |
| 990000                       | Distributed Administration & Allocation                |                      |                      |                      |
| <b>Net Revenue (Expense)</b> |  | -                    | -                    | -                    |

| Proposed Project             |  |        |        |        |
|------------------------------|--|--------|--------|--------|
| GL Account                   | Description  | Amount | Amount | Amount |
| N/A                          | Dedicated Revenue Stream (if applicable)               |        |        |        |
|                              |  |        |        |        |
| 900000                       | Salaries   |        |        |        |
| 910000                       | Staff Benefits   |        |        |        |
| 920001                       | General Expense  |        |        |        |
| 924000                       | Printing   |        |        |        |
| 925000                       | Telecommunications                                     |        |        |        |
| 926000                       | Postage  |        |        |        |
| 928000                       | Insurance  |        |        |        |
| 929000                       | Travel in State  |        |        |        |
| 931000                       | Travel Out of State                                    |        |        |        |
| 933000                       | Training   |        |        |        |
| 934000                       | Security   |        |        |        |
| 935000                       | Facilities Operations                                  |        |        |        |
| 936000                       | Utilities  |        |        |        |
| 938000                       | Contracted Services                                    |        |        |        |
|                              | Consulting and Professional Services - County Provided |        |        |        |
| 940000                       |  |        |        |        |
| 943000                       | Information Technology (IT)                            |        |        |        |
| 945000                       | Major Equipment  |        |        |        |
| 950000                       | Other Items of Expense                                 |        |        |        |
| 972000                       | Other  |        |        |        |
| 973000                       | Debt Service   |        |        |        |
| 983000                       | Court Construction                                     |        |        |        |
| 990000                       | Distributed Administration & Allocation                |        |        |        |
| <b>Net Revenue (Expense)</b> |  | -      | -      | -      |

|                                |   |  |  |
|--------------------------------|---|--|--|
| <b>Cumulative Cost Savings</b> | - |  |  |
|--------------------------------|---|--|--|

## Prior three-year history of year-end fund balances, revenues, and expenditures

| FY 2021-22 ▼                 | FUNDS            |                              |                          |                  |              |             |           |                   |
|------------------------------|------------------|------------------------------|--------------------------|------------------|--------------|-------------|-----------|-------------------|
| Description                  | General          | Special Revenue<br>Non-Grant | Special Revenue<br>Grant | Capital Projects | Debt Service | Proprietary | Fiduciary | TOTAL             |
| <b>Beginning Balance</b>     | <b>1,807,023</b> | <b>1,051,941</b>             | -                        | -                | -            | -           | -         | <b>2,858,964</b>  |
| Revenues                     | 26,620,111       | 1,130,177                    | 688,555                  | -                | -            | -           | -         | <b>28,438,843</b> |
| Expenditures                 | 26,494,236       | 943,439                      | 1,027,702                | -                | -            | -           | -         | <b>28,465,377</b> |
| Operating Transfers In (Out) | (339,399)        | 252                          | 339,147                  | -                | -            | -           | -         | -                 |
| <b>Ending Fund Balance</b>   | <b>1,593,499</b> | <b>1,238,931</b>             | -                        | -                | -            | -           | -         | <b>2,832,430</b>  |

| FY 2020-21 ▼                 | FUNDS            |                              |                          |                  |              |             |           |                   |
|------------------------------|------------------|------------------------------|--------------------------|------------------|--------------|-------------|-----------|-------------------|
| Description                  | General          | Special Revenue<br>Non-Grant | Special Revenue<br>Grant | Capital Projects | Debt Service | Proprietary | Fiduciary | TOTAL             |
| <b>Beginning Balance</b>     | <b>1,231,917</b> | <b>873,000</b>               | -                        | -                | -            | -           | -         | <b>2,104,917</b>  |
| Revenues                     | 24,565,282       | 550,258                      | 674,882                  | -                | -            | -           | -         | <b>25,790,421</b> |
| Expenditures                 | 23,672,052       | 373,161                      | 991,161                  | -                | -            | -           | -         | <b>25,036,374</b> |
| Operating Transfers In (Out) | (318,123)        | 1,844                        | 316,279                  | -                | -            | -           | -         | -                 |
| <b>Ending Fund Balance</b>   | <b>1,807,023</b> | <b>1,051,941</b>             | -                        | -                | -            | -           | -         | <b>2,858,964</b>  |

| FY 2019-20 ▼                 | FUNDS            |                              |                          |                  |              |             |           |                   |
|------------------------------|------------------|------------------------------|--------------------------|------------------|--------------|-------------|-----------|-------------------|
| Description                  | General          | Special Revenue<br>Non-Grant | Special Revenue<br>Grant | Capital Projects | Debt Service | Proprietary | Fiduciary | TOTAL             |
| <b>Beginning Balance</b>     | <b>701,400</b>   | <b>679,695</b>               | -                        |                  |              |             |           | <b>1,381,095</b>  |
| Revenues                     | 24,885,416       | 534,603                      | 1,284,509                |                  |              |             |           | <b>26,704,527</b> |
| Expenditures                 | 24,044,801       | 341,297                      | 1,594,606                |                  |              |             |           | <b>25,980,705</b> |
| Operating Transfers In (Out) | (310,098)        | -                            | 310,098                  |                  |              |             |           | -                 |
| <b>Ending Fund Balance</b>   | <b>1,231,917</b> | <b>873,000</b>               | -                        | -                | -            | -           | -         | <b>2,104,917</b>  |

Current detailed budget projections for the fiscal years the trial court would either be contributing to or receiving distributions from the TCTF fund balance held on the cc

|  | FY 2021-22        |                           | FUNDS                 |                  |              |             |           |                   |
|--|-------------------|---------------------------|-----------------------|------------------|--------------|-------------|-----------|-------------------|
| Description  | General           | Special Revenue Non-Grant | Special Revenue Grant | Capital Projects | Debt Service | Proprietary | Fiduciary | TOTAL             |
| <b>REVENUES</b>  |                   |                           |                       |                  |              |             |           |                   |
| State Financing Sources                                | 29,412,081        | 187,403                   | -                     | -                | -            | -           | -         | 29,599,485        |
| Grants   | -                 | -                         | 622,928               | -                | -            | -           | -         | 622,928           |
| Other Financing Sources                                | 368,957           | 368,704                   | -                     | -                | -            | -           | -         | 737,661           |
| <b>TOTAL REVENUES</b>                                  | <b>29,781,038</b> | <b>556,107</b>            | <b>622,928</b>        | <b>-</b>         | <b>-</b>     | <b>-</b>    | <b>-</b>  | <b>30,960,073</b> |
| <b>EXPENDITURES</b>                                    |                   |                           |                       |                  |              |             |           |                   |
| Salaries   | 15,276,409        | 106,173                   | 487,859               | -                | -            | -           | -         | 15,870,441        |
| Staff Benefits   | 7,447,113         | 50,122                    | 239,601               | -                | -            | -           | -         | 7,736,835         |
| General Expense  | 759,093           | -                         | 12,134                | -                | -            | -           | -         | 771,227           |
| Printing   | 26,508            | -                         | -                     | -                | -            | -           | -         | 26,508            |
| Telecommunications                                     | 176,467           | -                         | -                     | -                | -            | -           | -         | 176,467           |
| Postage  | 122,156           | -                         | -                     | -                | -            | -           | -         | 122,156           |
| Insurance  | 21,904            | -                         | -                     | -                | -            | -           | -         | 21,904            |
| Travel in State  | 41,000            | -                         | 2,000                 | -                | -            | -           | -         | 43,000            |
| Travel Out of State                                    | 4,000             | -                         | -                     | -                | -            | -           | -         | 4,000             |
| Training   | 35,000            | -                         | 28,575                | -                | -            | -           | -         | 63,575            |
| Security   | 653,856           | -                         | -                     | -                | -            | -           | -         | 653,856           |
| Facilities Operations                                  | 487,392           | -                         | -                     | -                | -            | -           | -         | 487,392           |
| Utilities  | -                 | -                         | -                     | -                | -            | -           | -         | -                 |
| Contracted Services                                    | 4,239,147         | 183,683                   | 2,367                 | -                | -            | -           | -         | 4,425,198         |
| Consulting and Professional Services - County Provided | 23,970            | -                         | -                     | -                | -            | -           | -         | 23,970            |
| Information Technology (IT)                            | 570,357           | -                         | 4,200                 | -                | -            | -           | -         | 574,557           |
| Major Equipment  | 670,906           | -                         | -                     | -                | -            | -           | -         | 670,906           |
| Other Items of Expense                                 | 13,535            | -                         | -                     | -                | -            | -           | -         | 13,535            |
| Juror Costs  | 71,449            | -                         | -                     | -                | -            | -           | -         | 71,449            |
| Other  | 13,000            | -                         | -                     | -                | -            | -           | -         | 13,000            |
| Debt Service   | -                 | -                         | -                     | -                | -            | -           | -         | -                 |
| Court Construction                                     | -                 | -                         | -                     | -                | -            | -           | -         | -                 |
| Distributed Administration & Allocation                | (171,221)         | 25,730                    | 145,492               | -                | -            | -           | -         | -                 |
| Prior Year Expense Adjustment                          | -                 | -                         | -                     | -                | -            | -           | -         | -                 |
| <b>TOTAL EXPENDITURES</b>                              | <b>30,482,041</b> | <b>365,708</b>            | <b>922,227</b>        | <b>-</b>         | <b>-</b>     | <b>-</b>    | <b>-</b>  | <b>31,769,976</b> |
| Operating Transfers In (Out)                           | (299,299)         | -                         | 299,299               | -                | -            | -           | -         | -                 |
| <b>Fund Balance (Deficit)</b>                          |                   |                           |                       |                  |              |             |           |                   |
| Beginning Balance (Deficit)                            | 1,807,023         | 1,051,941                 | -                     | -                | -            | -           | -         | 2,858,964         |
| Ending Balance (Deficit)                               | 806,721           | 1,242,341                 | -                     | -                | -            | -           | -         | 2,049,062         |

## Current detailed budget projection on court's behalf

|   | Select Fiscal Year | FUNDS                        |                          |                  |              |             |           |           |
|---|--------------------|------------------------------|--------------------------|------------------|--------------|-------------|-----------|-----------|
| Description   | General            | Special Revenue<br>Non-Grant | Special Revenue<br>Grant | Capital Projects | Debt Service | Proprietary | Fiduciary | TOTAL     |
| <b>REVENUES</b>   |                    |                              |                          |                  |              |             |           |           |
| State Financing Sources                                   |                    |                              |                          |                  |              |             |           | -         |
| Grants  |                    |                              |                          |                  |              |             |           | -         |
| Other Financing Sources                                   |                    |                              |                          |                  |              |             |           | -         |
| <b>TOTAL REVENUES</b>                                     | -                  | -                            | -                        | -                | -            | -           | -         | -         |
| <b>EXPENDITURES</b>                                       |                    |                              |                          |                  |              |             |           |           |
| Salaries  |                    |                              |                          |                  |              |             |           | -         |
| Staff Benefits  |                    |                              |                          |                  |              |             |           | -         |
| General Expense   |                    |                              |                          |                  |              |             |           | -         |
| Printing  |                    |                              |                          |                  |              |             |           | -         |
| Telecommunications  |                    |                              |                          |                  |              |             |           | -         |
| Postage   |                    |                              |                          |                  |              |             |           | -         |
| Insurance   |                    |                              |                          |                  |              |             |           | -         |
| Travel in State   |                    |                              |                          |                  |              |             |           | -         |
| Travel Out of State                                       |                    |                              |                          |                  |              |             |           | -         |
| Training  |                    |                              |                          |                  |              |             |           | -         |
| Security  |                    |                              |                          |                  |              |             |           | -         |
| Facilities Operations                                     |                    |                              |                          |                  |              |             |           | -         |
| Utilities   |                    |                              |                          |                  |              |             |           | -         |
| Contracted Services                                       |                    |                              |                          |                  |              |             |           | -         |
| Consulting and Professional Services<br>- County Provided |                    |                              |                          |                  |              |             |           | -         |
| Information Technology (IT)                               |                    |                              |                          |                  |              |             |           | -         |
| Major Equipment   |                    |                              |                          |                  |              |             |           | -         |
| Other Items of Expense                                    |                    |                              |                          |                  |              |             |           | -         |
| Juror Costs   |                    |                              |                          |                  |              |             |           | -         |
| Other   |                    |                              |                          |                  |              |             |           | -         |
| Debt Service  |                    |                              |                          |                  |              |             |           | -         |
| Court Construction  |                    |                              |                          |                  |              |             |           | -         |
| Distributed Administration &<br>Allocation                |                    |                              |                          |                  |              |             |           | -         |
| Prior Year Expense Adjustment                             |                    |                              |                          |                  |              |             |           | -         |
| <b>TOTAL EXPENDITURES</b>                                 | -                  | -                            | -                        | -                | -            | -           | -         | -         |
| Operating Transfers In (Out)                              |                    |                              |                          |                  |              |             |           | -         |
| <b>Fund Balance (Deficit)</b>                             |                    |                              |                          |                  |              |             |           |           |
| <b>Beginning Balance (Deficit)</b>                        | 806,721            | 1,242,341                    | -                        | -                | -            | -           | -         | 2,049,062 |
| <b>Ending Balance (Deficit)</b>                           | 806,721            | 1,242,341                    | -                        | -                | -            | -           | -         | 2,049,062 |

## Current detailed budget projection:

|   | Select Fiscal Year | FUNDS                        |                          |                  |              |             |           |           |
|---|--------------------|------------------------------|--------------------------|------------------|--------------|-------------|-----------|-----------|
| Description   | General            | Special Revenue<br>Non-Grant | Special Revenue<br>Grant | Capital Projects | Debt Service | Proprietary | Fiduciary | TOTAL     |
| <b>REVENUES</b>   |                    |                              |                          |                  |              |             |           |           |
| State Financing Sources                                   |                    |                              |                          |                  |              |             |           | -         |
| Grants  |                    |                              |                          |                  |              |             |           | -         |
| Other Financing Sources                                   |                    |                              |                          |                  |              |             |           | -         |
| <b>TOTAL REVENUES</b>                                     | -                  | -                            | -                        | -                | -            | -           | -         | -         |
| <b>EXPENDITURES</b>                                       |                    |                              |                          |                  |              |             |           |           |
| Salaries  |                    |                              |                          |                  |              |             |           | -         |
| Staff Benefits  |                    |                              |                          |                  |              |             |           | -         |
| General Expense   |                    |                              |                          |                  |              |             |           | -         |
| Printing  |                    |                              |                          |                  |              |             |           | -         |
| Telecommunications  |                    |                              |                          |                  |              |             |           | -         |
| Postage   |                    |                              |                          |                  |              |             |           | -         |
| Insurance   |                    |                              |                          |                  |              |             |           | -         |
| Travel in State   |                    |                              |                          |                  |              |             |           | -         |
| Travel Out of State                                       |                    |                              |                          |                  |              |             |           | -         |
| Training  |                    |                              |                          |                  |              |             |           | -         |
| Security  |                    |                              |                          |                  |              |             |           | -         |
| Facilities Operations                                     |                    |                              |                          |                  |              |             |           | -         |
| Utilities   |                    |                              |                          |                  |              |             |           | -         |
| Contracted Services                                       |                    |                              |                          |                  |              |             |           | -         |
| Consulting and Professional Services<br>- County Provided |                    |                              |                          |                  |              |             |           | -         |
| Information Technology (IT)                               |                    |                              |                          |                  |              |             |           | -         |
| Major Equipment   |                    |                              |                          |                  |              |             |           | -         |
| Other Items of Expense                                    |                    |                              |                          |                  |              |             |           | -         |
| Juror Costs   |                    |                              |                          |                  |              |             |           | -         |
| Other   |                    |                              |                          |                  |              |             |           | -         |
| Debt Service  |                    |                              |                          |                  |              |             |           | -         |
| Court Construction  |                    |                              |                          |                  |              |             |           | -         |
| Distributed Administration &<br>Allocation                |                    |                              |                          |                  |              |             |           | -         |
| Prior Year Expense Adjustment                             |                    |                              |                          |                  |              |             |           | -         |
| <b>TOTAL EXPENDITURES</b>                                 | -                  | -                            | -                        | -                | -            | -           | -         | -         |
| Operating Transfers In (Out)                              |                    |                              |                          |                  |              |             |           | -         |
| <b>Fund Balance (Deficit)</b>                             |                    |                              |                          |                  |              |             |           |           |
| <b>Beginning Balance (Deficit)</b>                        | 806,721            | 1,242,341                    | -                        | -                | -            | -           | -         | 2,049,062 |
| <b>Ending Balance (Deficit)</b>                           | 806,721            | 1,242,341                    | -                        | -                | -            | -           | -         | 2,049,062 |

## Current detailed budget projection:

|   | Select Fiscal Year ▼ | FUNDS                     |                       |                  |              |             |           |           |
|---|----------------------|---------------------------|-----------------------|------------------|--------------|-------------|-----------|-----------|
| Description   | General              | Special Revenue Non-Grant | Special Revenue Grant | Capital Projects | Debt Service | Proprietary | Fiduciary | TOTAL     |
| <b>REVENUES</b>   |                      |                           |                       |                  |              |             |           |           |
| State Financing Sources                                   |                      |                           |                       |                  |              |             |           | -         |
| Grants  |                      |                           |                       |                  |              |             |           | -         |
| Other Financing Sources                                   |                      |                           |                       |                  |              |             |           | -         |
| <b>TOTAL REVENUES</b>                                     | -                    | -                         | -                     | -                | -            | -           | -         | -         |
| <b>EXPENDITURES</b>                                       |                      |                           |                       |                  |              |             |           |           |
| Salaries  |                      |                           |                       |                  |              |             |           | -         |
| Staff Benefits  |                      |                           |                       |                  |              |             |           | -         |
| General Expense   |                      |                           |                       |                  |              |             |           | -         |
| Printing  |                      |                           |                       |                  |              |             |           | -         |
| Telecommunications  |                      |                           |                       |                  |              |             |           | -         |
| Postage   |                      |                           |                       |                  |              |             |           | -         |
| Insurance   |                      |                           |                       |                  |              |             |           | -         |
| Travel in State   |                      |                           |                       |                  |              |             |           | -         |
| Travel Out of State                                       |                      |                           |                       |                  |              |             |           | -         |
| Training  |                      |                           |                       |                  |              |             |           | -         |
| Security  |                      |                           |                       |                  |              |             |           | -         |
| Facilities Operations                                     |                      |                           |                       |                  |              |             |           | -         |
| Utilities   |                      |                           |                       |                  |              |             |           | -         |
| Contracted Services                                       |                      |                           |                       |                  |              |             |           | -         |
| Consulting and Professional Services<br>- County Provided |                      |                           |                       |                  |              |             |           | -         |
| Information Technology (IT)                               |                      |                           |                       |                  |              |             |           | -         |
| Major Equipment   |                      |                           |                       |                  |              |             |           | -         |
| Other Items of Expense                                    |                      |                           |                       |                  |              |             |           | -         |
| Juror Costs   |                      |                           |                       |                  |              |             |           | -         |
| Other   |                      |                           |                       |                  |              |             |           | -         |
| Debt Service  |                      |                           |                       |                  |              |             |           | -         |
| Court Construction  |                      |                           |                       |                  |              |             |           | -         |
| Distributed Administration &<br>Allocation                |                      |                           |                       |                  |              |             |           | -         |
| Prior Year Expense Adjustment                             |                      |                           |                       |                  |              |             |           | -         |
| <b>TOTAL EXPENDITURES</b>                                 | -                    | -                         | -                     | -                | -            | -           | -         | -         |
| Operating Transfers In (Out)                              |                      |                           |                       |                  |              |             |           | -         |
| <b>Fund Balance (Deficit)</b>                             |                      |                           |                       |                  |              |             |           |           |
| <b>Beginning Balance (Deficit)</b>                        | 806,721              | 1,242,341                 | -                     | -                | -            | -           | -         | 2,049,062 |
| <b>Ending Balance (Deficit)</b>                           | 806,721              | 1,242,341                 | -                     | -                | -            | -           | -         | 2,049,062 |

## Current detailed budget projection:

|   | Select Fiscal Year ▼ | FUNDS                     |                       |                  |              |             |           |           |
|---|----------------------|---------------------------|-----------------------|------------------|--------------|-------------|-----------|-----------|
| Description   | General              | Special Revenue Non-Grant | Special Revenue Grant | Capital Projects | Debt Service | Proprietary | Fiduciary | TOTAL     |
| <b>REVENUES</b>   |                      |                           |                       |                  |              |             |           |           |
| State Financing Sources                                   |                      |                           |                       |                  |              |             |           | -         |
| Grants  |                      |                           |                       |                  |              |             |           | -         |
| Other Financing Sources                                   |                      |                           |                       |                  |              |             |           | -         |
| <b>TOTAL REVENUES</b>                                     | -                    | -                         | -                     | -                | -            | -           | -         | -         |
| <b>EXPENDITURES</b>                                       |                      |                           |                       |                  |              |             |           |           |
| Salaries  |                      |                           |                       |                  |              |             |           | -         |
| Staff Benefits  |                      |                           |                       |                  |              |             |           | -         |
| General Expense   |                      |                           |                       |                  |              |             |           | -         |
| Printing  |                      |                           |                       |                  |              |             |           | -         |
| Telecommunications  |                      |                           |                       |                  |              |             |           | -         |
| Postage   |                      |                           |                       |                  |              |             |           | -         |
| Insurance   |                      |                           |                       |                  |              |             |           | -         |
| Travel in State   |                      |                           |                       |                  |              |             |           | -         |
| Travel Out of State                                       |                      |                           |                       |                  |              |             |           | -         |
| Training  |                      |                           |                       |                  |              |             |           | -         |
| Security  |                      |                           |                       |                  |              |             |           | -         |
| Facilities Operations                                     |                      |                           |                       |                  |              |             |           | -         |
| Utilities   |                      |                           |                       |                  |              |             |           | -         |
| Contracted Services                                       |                      |                           |                       |                  |              |             |           | -         |
| Consulting and Professional Services<br>- County Provided |                      |                           |                       |                  |              |             |           | -         |
| Information Technology (IT)                               |                      |                           |                       |                  |              |             |           | -         |
| Major Equipment   |                      |                           |                       |                  |              |             |           | -         |
| Other Items of Expense                                    |                      |                           |                       |                  |              |             |           | -         |
| Juror Costs   |                      |                           |                       |                  |              |             |           | -         |
| Other   |                      |                           |                       |                  |              |             |           | -         |
| Debt Service  |                      |                           |                       |                  |              |             |           | -         |
| Court Construction  |                      |                           |                       |                  |              |             |           | -         |
| Distributed Administration &<br>Allocation                |                      |                           |                       |                  |              |             |           | -         |
| Prior Year Expense Adjustment                             |                      |                           |                       |                  |              |             |           | -         |
| <b>TOTAL EXPENDITURES</b>                                 | -                    | -                         | -                     | -                | -            | -           | -         | -         |
| Operating Transfers In (Out)                              |                      |                           |                       |                  |              |             |           | -         |
| <b>Fund Balance (Deficit)</b>                             |                      |                           |                       |                  |              |             |           |           |
| <b>Beginning Balance (Deficit)</b>                        | 806,721              | 1,242,341                 | -                     | -                | -            | -           | -         | 2,049,062 |
| <b>Ending Balance (Deficit)</b>                           | 806,721              | 1,242,341                 | -                     | -                | -            | -           | -         | 2,049,062 |



## Current detailed budget projection:

|   | Select Fiscal Year ▼ | FUNDS                     |                       |                  |              |             |           |           |
|---|----------------------|---------------------------|-----------------------|------------------|--------------|-------------|-----------|-----------|
| Description   | General              | Special Revenue Non-Grant | Special Revenue Grant | Capital Projects | Debt Service | Proprietary | Fiduciary | TOTAL     |
| <b>REVENUES</b>   |                      |                           |                       |                  |              |             |           |           |
| State Financing Sources                                   |                      |                           |                       |                  |              |             |           | -         |
| Grants  |                      |                           |                       |                  |              |             |           | -         |
| Other Financing Sources                                   |                      |                           |                       |                  |              |             |           | -         |
| <b>TOTAL REVENUES</b>                                     | -                    | -                         | -                     | -                | -            | -           | -         | -         |
| <b>EXPENDITURES</b>                                       |                      |                           |                       |                  |              |             |           |           |
| Salaries  |                      |                           |                       |                  |              |             |           | -         |
| Staff Benefits  |                      |                           |                       |                  |              |             |           | -         |
| General Expense   |                      |                           |                       |                  |              |             |           | -         |
| Printing  |                      |                           |                       |                  |              |             |           | -         |
| Telecommunications  |                      |                           |                       |                  |              |             |           | -         |
| Postage   |                      |                           |                       |                  |              |             |           | -         |
| Insurance   |                      |                           |                       |                  |              |             |           | -         |
| Travel in State   |                      |                           |                       |                  |              |             |           | -         |
| Travel Out of State                                       |                      |                           |                       |                  |              |             |           | -         |
| Training  |                      |                           |                       |                  |              |             |           | -         |
| Security  |                      |                           |                       |                  |              |             |           | -         |
| Facilities Operations                                     |                      |                           |                       |                  |              |             |           | -         |
| Utilities   |                      |                           |                       |                  |              |             |           | -         |
| Contracted Services                                       |                      |                           |                       |                  |              |             |           | -         |
| Consulting and Professional Services<br>- County Provided |                      |                           |                       |                  |              |             |           | -         |
| Information Technology (IT)                               |                      |                           |                       |                  |              |             |           | -         |
| Major Equipment   |                      |                           |                       |                  |              |             |           | -         |
| Other Items of Expense                                    |                      |                           |                       |                  |              |             |           | -         |
| Juror Costs   |                      |                           |                       |                  |              |             |           | -         |
| Other   |                      |                           |                       |                  |              |             |           | -         |
| Debt Service  |                      |                           |                       |                  |              |             |           | -         |
| Court Construction  |                      |                           |                       |                  |              |             |           | -         |
| Distributed Administration &<br>Allocation                |                      |                           |                       |                  |              |             |           | -         |
| Prior Year Expense Adjustment                             |                      |                           |                       |                  |              |             |           | -         |
| <b>TOTAL EXPENDITURES</b>                                 | -                    | -                         | -                     | -                | -            | -           | -         | -         |
| Operating Transfers In (Out)                              |                      |                           |                       |                  |              |             |           | -         |
| <b>Fund Balance (Deficit)</b>                             |                      |                           |                       |                  |              |             |           |           |
| <b>Beginning Balance (Deficit)</b>                        | 806,721              | 1,242,341                 | -                     | -                | -            | -           | -         | 2,049,062 |
| <b>Ending Balance (Deficit)</b>                           | 806,721              | 1,242,341                 | -                     | -                | -            | -           | -         | 2,049,062 |

## Current detailed budget projection:

|   | Select Fiscal Year | FUNDS                     |                       |                  |              |             |           |           |
|---|--------------------|---------------------------|-----------------------|------------------|--------------|-------------|-----------|-----------|
| Description   | General            | Special Revenue Non-Grant | Special Revenue Grant | Capital Projects | Debt Service | Proprietary | Fiduciary | TOTAL     |
| <b>REVENUES</b>   |                    |                           |                       |                  |              |             |           |           |
| State Financing Sources                                   |                    |                           |                       |                  |              |             |           | -         |
| Grants  |                    |                           |                       |                  |              |             |           | -         |
| Other Financing Sources                                   |                    |                           |                       |                  |              |             |           | -         |
| <b>TOTAL REVENUES</b>                                     | -                  | -                         | -                     | -                | -            | -           | -         | -         |
| <b>EXPENDITURES</b>                                       |                    |                           |                       |                  |              |             |           |           |
| Salaries  |                    |                           |                       |                  |              |             |           | -         |
| Staff Benefits  |                    |                           |                       |                  |              |             |           | -         |
| General Expense   |                    |                           |                       |                  |              |             |           | -         |
| Printing  |                    |                           |                       |                  |              |             |           | -         |
| Telecommunications  |                    |                           |                       |                  |              |             |           | -         |
| Postage   |                    |                           |                       |                  |              |             |           | -         |
| Insurance   |                    |                           |                       |                  |              |             |           | -         |
| Travel in State   |                    |                           |                       |                  |              |             |           | -         |
| Travel Out of State                                       |                    |                           |                       |                  |              |             |           | -         |
| Training  |                    |                           |                       |                  |              |             |           | -         |
| Security  |                    |                           |                       |                  |              |             |           | -         |
| Facilities Operations                                     |                    |                           |                       |                  |              |             |           | -         |
| Utilities   |                    |                           |                       |                  |              |             |           | -         |
| Contracted Services                                       |                    |                           |                       |                  |              |             |           | -         |
| Consulting and Professional Services<br>- County Provided |                    |                           |                       |                  |              |             |           | -         |
| Information Technology (IT)                               |                    |                           |                       |                  |              |             |           | -         |
| Major Equipment   |                    |                           |                       |                  |              |             |           | -         |
| Other Items of Expense                                    |                    |                           |                       |                  |              |             |           | -         |
| Juror Costs   |                    |                           |                       |                  |              |             |           | -         |
| Other   |                    |                           |                       |                  |              |             |           | -         |
| Debt Service  |                    |                           |                       |                  |              |             |           | -         |
| Court Construction  |                    |                           |                       |                  |              |             |           | -         |
| Distributed Administration &<br>Allocation                |                    |                           |                       |                  |              |             |           | -         |
| Prior Year Expense Adjustment                             |                    |                           |                       |                  |              |             |           | -         |
| <b>TOTAL EXPENDITURES</b>                                 | -                  | -                         | -                     | -                | -            | -           | -         | -         |
| Operating Transfers In (Out)                              |                    |                           |                       |                  |              |             |           | -         |
| <b>Fund Balance (Deficit)</b>                             |                    |                           |                       |                  |              |             |           |           |
| <b>Beginning Balance (Deficit)</b>                        | 806,721            | 1,242,341                 | -                     | -                | -            | -           | -         | 2,049,062 |
| <b>Ending Balance (Deficit)</b>                           | 806,721            | 1,242,341                 | -                     | -                | -            | -           | -         | 2,049,062 |

## Current detailed budget projection:

|   | Select Fiscal Year | FUNDS                     |                       |                  |              |             |           |           |
|---|--------------------|---------------------------|-----------------------|------------------|--------------|-------------|-----------|-----------|
| Description   | General            | Special Revenue Non-Grant | Special Revenue Grant | Capital Projects | Debt Service | Proprietary | Fiduciary | TOTAL     |
| <b>REVENUES</b>   |                    |                           |                       |                  |              |             |           |           |
| State Financing Sources                                   |                    |                           |                       |                  |              |             |           | -         |
| Grants  |                    |                           |                       |                  |              |             |           | -         |
| Other Financing Sources                                   |                    |                           |                       |                  |              |             |           | -         |
| <b>TOTAL REVENUES</b>                                     | -                  | -                         | -                     | -                | -            | -           | -         | -         |
| <b>EXPENDITURES</b>                                       |                    |                           |                       |                  |              |             |           |           |
| Salaries  |                    |                           |                       |                  |              |             |           | -         |
| Staff Benefits  |                    |                           |                       |                  |              |             |           | -         |
| General Expense   |                    |                           |                       |                  |              |             |           | -         |
| Printing  |                    |                           |                       |                  |              |             |           | -         |
| Telecommunications  |                    |                           |                       |                  |              |             |           | -         |
| Postage   |                    |                           |                       |                  |              |             |           | -         |
| Insurance   |                    |                           |                       |                  |              |             |           | -         |
| Travel in State   |                    |                           |                       |                  |              |             |           | -         |
| Travel Out of State                                       |                    |                           |                       |                  |              |             |           | -         |
| Training  |                    |                           |                       |                  |              |             |           | -         |
| Security  |                    |                           |                       |                  |              |             |           | -         |
| Facilities Operations                                     |                    |                           |                       |                  |              |             |           | -         |
| Utilities   |                    |                           |                       |                  |              |             |           | -         |
| Contracted Services                                       |                    |                           |                       |                  |              |             |           | -         |
| Consulting and Professional Services<br>- County Provided |                    |                           |                       |                  |              |             |           | -         |
| Information Technology (IT)                               |                    |                           |                       |                  |              |             |           | -         |
| Major Equipment   |                    |                           |                       |                  |              |             |           | -         |
| Other Items of Expense                                    |                    |                           |                       |                  |              |             |           | -         |
| Juror Costs   |                    |                           |                       |                  |              |             |           | -         |
| Other   |                    |                           |                       |                  |              |             |           | -         |
| Debt Service  |                    |                           |                       |                  |              |             |           | -         |
| Court Construction  |                    |                           |                       |                  |              |             |           | -         |
| Distributed Administration &<br>Allocation                |                    |                           |                       |                  |              |             |           | -         |
| Prior Year Expense Adjustment                             |                    |                           |                       |                  |              |             |           | -         |
| <b>TOTAL EXPENDITURES</b>                                 | -                  | -                         | -                     | -                | -            | -           | -         | -         |
| Operating Transfers In (Out)                              |                    |                           |                       |                  |              |             |           | -         |
| <b>Fund Balance (Deficit)</b>                             |                    |                           |                       |                  |              |             |           |           |
| <b>Beginning Balance (Deficit)</b>                        | 806,721            | 1,242,341                 | -                     | -                | -            | -           | -         | 2,049,062 |
| <b>Ending Balance (Deficit)</b>                           | 806,721            | 1,242,341                 | -                     | -                | -            | -           | -         | 2,049,062 |

## Identification of all costs, by category and amount, needed to fully implement the project

| Expenses Category |  | Amount         |
|-------------------|--|----------------|
| GL Account        | Description  |                |
| 900000            | Salaries   | -              |
| 910000            | Staff Benefits   | -              |
| 920001            | General Expense  | 24,000         |
| 924000            | Printing   | -              |
| 925000            | Telecommunications                                     | -              |
| 926000            | Postage  | -              |
| 928000            | Insurance  | -              |
| 929000            | Travel in State  | -              |
| 931000            | Travel Out of State                                    | -              |
| 933000            | Training   | -              |
| 934000            | Security   | -              |
| 935000            | Facilities Operations                                  | 20,000         |
| 936000            | Utilities  | -              |
| 938000            | Contracted Services                                    | 45,000         |
| 940000            | Consulting and Professional Services - County Provided | -              |
| 943000            | Information Technology (IT)                            | -              |
| 945000            | Major Equipment  | 240,446        |
| 950000            | Other Items of Expense                                 | -              |
| 972000            | Other  | -              |
| 973000            | Debt Service   | -              |
| 983000            | Court Construction                                     | -              |
| 990000            | Distributed Administration & Allocation                | -              |
| <b>Total</b>      |  | <b>329,446</b> |

**A specific funding and expenditure schedule identifying the amounts related to the proposal to be contributed and expended, by fiscal year**

[illegible]

## A specific funding and expenditure schedule identifying the amounts related to the proposal to be contributed and expended, by fiscal year

Original Request:

| Description        | FY 2021-22 ▼ | Select Fiscal Year ▼ | Select Fiscal Year ▼ | Select Fiscal Year ▼ | Select Fiscal Year ▼ | Select Fiscal Year ▼ | Select Fiscal Year ▼ | Select Fiscal Year ▼ | Total   |
|--------------------|--------------|----------------------|----------------------|----------------------|----------------------|----------------------|----------------------|----------------------|---------|
| Contribution       | 221,493      |                      |                      |                      |                      |                      |                      |                      | 221,493 |
| Expenditures       | 221,493      |                      |                      |                      |                      |                      |                      |                      | 221,493 |
| Cumulative Balance | -            | -                    | -                    | -                    | -                    | -                    | -                    | -                    | -       |

Amended request

| Description        | FY 2021-22 ▼ | FY 2022-23 ▼ | Select Fiscal Year ▼ | Select Fiscal Year ▼ | Select Fiscal Year ▼ | Select Fiscal Year ▼ | Select Fiscal Year ▼ | Select Fiscal Year ▼ | Total   |
|--------------------|--------------|--------------|----------------------|----------------------|----------------------|----------------------|----------------------|----------------------|---------|
| Contribution       | 221,493      | 107,953      |                      |                      |                      |                      |                      |                      | 329,446 |
| Expenditures       | 172,956      | 156,490      |                      |                      |                      |                      |                      |                      | 329,446 |
| Cumulative Balance | 48,537       | -            | -                    | -                    | -                    | -                    | -                    | -                    | -       |

## APPLICATION FOR TCTF FUNDS HELD ON BEHALF OF THE COURT

Please check the type of request:

☐ **NEW REQUEST** (Complete Section I, III, and IV only.)☒ **AMENDED REQUEST** (Complete Sections I through IV.)**SECTION I: GENERAL INFORMATION****SUPERIOR COURT:**

Monterey

**PERSON AUTHORIZING REQUEST (Presiding Judge or Court Executive Officer):**

CEO Chris Ruhl

**CONTACT PERSON AND CONTACT INFO:**Colin Simpson [colin.simpson@monterey.courts.ca.gov](mailto:colin.simpson@monterey.courts.ca.gov) 831-775-5630**DATE OF SUBMISSION:**

9/21/2022

**TIME PERIOD COVERED BY THE REQUEST, INCLUDING CONTRIBUTION AND EXPENDITURE:** FY 2020-21 THROUGH 2022-23

**REQUESTED AMOUNT:**

\$297,095, \$50,000 in FY 2022–2023

**REASON FOR REQUEST** (Please briefly summarize the purpose for this request, including a brief description of the project/proposal. Use attachments if additional space is needed.):

*Amended: Landscaping and Parking Lot Improvements \$50,000 addition increasing the request amount from \$247,095 to \$297,095. The request also includes a carryover of \$38,504 from 2021–2022 as work has not been completed related to the original scope of the project.*

*As part of the Monterey County Superior Court's efforts to reestablish services for the residents of South Monterey County at the King City Courthouse, the Court requests funds to be held on behalf to continue its efforts to improve landscaping and the safety conditions of the parking lot. The King City Courthouse parking lot is in need of significant improvements to prevent damage to the Court and visitors' vehicles. In addition, it became evident that the landscaping, just like the parking lot, reflected many years of neglect which has created safety hazards for the visiting public.*

*The Court plans to work closely with the JCC Facilities Management Unit and the County of Monterey Public Works to make improvements that will make the exterior of the facility dignified and safe for walking on the sidewalk or through landscaping areas. The projects will entail working to reconstruct or chip seal and restripe the parking lot and improve landscaping by adding shrubs and other low-maintenance plants.*

*South Monterey County residents make up roughly 17% of Monterey County's population – many of whom lack access to legal services and represent themselves in court, have little access to reliable transportation including public transit, making court appearances or utilizing court resources in Salinas and Monterey difficult and time consuming, and do not have the financial flexibility to miss entire days of work for which they would go unpaid. The court recognizes the need for additional court services in South Monterey County, particularly for self-represented litigants (SRL's) in civil, family law, and guardianships. The court estimates the number of South County SRL's to be greatest in family law, small claims and child support. To better serve and meet the needs of South Monterey County, the court plans to re-establish services at its King City Courthouse. As currently conceived, the courthouse would consist of one hearing room size, multi-purpose courtroom equipped with video remote equipment. Consistent with the Chief Justice's vision for remote hearings in non-criminal case types, this courtroom would allow judicial officers to either appear in person or via video remote for hearings in the following categories: traffic, small claims, restraining orders, name changes, guardianships and some family law matters. Specifically, planned services include:*

- *Traffic and small claims matters would be heard 2 days per month.*
- *Self-Help services would be provided on a 2 day per week basis.*
- *On the days that Self-Help services are offered, court administrative services would also be available (accepting payments, filing documents, etc.).*
- *Remote hearings in guardianships, restraining orders and family law matters would be scheduled as the ability to provide these hearings is operationalized.*
- *Remote or in person meeting space for Family Law matters, including instructional videos, mediations and consultations, would be a part of the court facility.*

- Meeting space for court personnel and/or court focused community support organizations (YWCA, LSFS, others) is also part of the facility plan.

In order to reestablish services in King City, the court will need to expend significant one-time monies to make the courthouse operational again. The Judicial Council (JCC) and the County of Monterey have already committed significant resources to this project. The timing of the court's role in readying the courthouse depends on the completion of projects to:

1. Replace the roof of the building, which has already been approved by the JCC's Trial Court Facilities Modification Advisory Committee (TCFMAC) and funded by the JCC and the county – the building is jointly occupied by the court and the county – with the project managed by the JCC.
2. Subsequently complete significant interior facility repairs, as approved by the JCC's TCFMAC.

After the above repairs took place, the court initially expected to expend \$366,359 to renovate, equip, and furnish the King City Courthouse. With some estimated cost savings, the project is now expected to cost **\$337,613**. Of this amount, **\$297,095** would be funded through the TCTF Funds Held on Behalf of the Court process with \$169,454 previously allocated to the court in FY 2020–2021 and \$77,641 allocated in FY 2021–2022. Costs include IT equipment, furniture, partitions, paint and flooring. The ongoing costs have already been determined and assumed in the court's operational budget.

For many years the Monterey Superior Court provided court administrative services, a pretrial courtroom and a part-time traffic commissioner hearing room in South Monterey County at the King City Courthouse. In 2013, due to a severe reduction in funding across the judicial branch, the court cut staff court-wide by over 20% and the King City Courthouse, which the Judicial Council had planned to replace with a new courthouse in Greenfield, was closed. Unfortunately, late in 2013, the Judicial Council suspended and later cancelled the construction of the Greenfield Courthouse due to the same funding crisis.

In 2018, in an effort to address the needs of South Monterey County residents, the court collaborated with the city of Greenfield to begin offering Self-Help services one-half day a month from the Greenfield City Council chambers. Beginning in 2019, Self-Help services in both English and Spanish were available in Greenfield twice a month. In addition, a commissioner heard traffic and small claims matters once a month. Unfortunately, the COVID-19 pandemic forced the court to shutter services at this location. However, even before the COVID-19 pandemic, the court recognized that Greenfield was not a preferred permanent solution since it was not a dedicated space for the court. While technology allowed the court to "move into" this space each day services were offered, the set up and take down each time is suboptimal and leaves little opportunity for meaningful expansion of services.

The court's vision for additional services in South County will begin with a focus on delivery of robust Self-Help services. During the time these services have been offered in Greenfield, the participation suggests that additional Self-Help services will be used by the community. Users of the Self-Help services offered in Greenfield 2 days per month increased from an average of 9 per month in the first 6 months to 30 per month for 2019. The court's vision is also to develop a roll out for a variety of court hearings in traffic, small claims, restraining orders, name changes, guardianships and some family law matters. Many of these hearings are specialized areas of the law, involving a judge knowledgeable on the particular topics. As such, these are not matters that can be handled by one individual judicial officer. To be able to deliver a diverse set of court hearings in South County, many of the appearances by individuals will be remote hearings into a courtroom in one of the primary court facilities in Monterey or Salinas. Litigants will have the option to appear personally in the court in which the judicial officer is located, or remotely via video at the King City Courthouse. In order to accomplish these goals, it will be necessary to develop a dedicated facility to provide Self-Help Services, administrative services, court hearings and remote hearings. The facility may also provide remote capabilities, meeting space and conference space for Family Law mediation services and for other court-related community-based organizations.

## **SECTION II: AMENDED REQUEST CHANGES**

### **A. Identify sections and answers amended.**

Section I: Requested Amount, Reason for Request Section IIIA, Section IV

### **B. Provide a summary of the changes to the request.**

The requested amount and financial information were updated as the work was not completed in FY 2020–2021 and FY 2021–2022. In addition, the scope was increased to include work on the exterior of the courthouse at a cost of \$50,000. The request also includes a carryover of \$38,504 from 2021–2022 as work has not been completed related to the



original scope of the project. \$39,137 of the \$77,641 allocated in 2021–2022 was expended. The originally requested amount of \$169,454 was exhausted to support \$173,480 in expenditures in FY 2020–2021. The work that remains in FY 2022–2023 including the expanded scope has an estimated cost of \$88,504, increasing the total project cost to \$337,613 and the request to \$297,095 with \$247,095 already allocated to the court in the prior years and \$50,000 to be allocated in FY 2022–2023. Section IIIA was updated to reflect that the project timeline now extends into FY 2022–2023. Section IVA through D were updated to reflect the additional year in court budgets, fund balances, requested funds held on behalf of the court in FY 2022–2023, and the updated estimated project cost. Section IVB could not be updated for FY 2022–2023 as the court is still in contract negotiations with the union but will update the worksheet once the budget is finalized.

### SECTION III: TRIAL COURT OPERATIONS AND ACCESS TO JUSTICE

#### A. Explain why the request does not fit within the court's annual operational budget process and the three-year encumbrance term.

*These funds reflect a large portion of one-time project costs to renovate, equip, and furnish the King City courthouse so that it may be reopened to serve the public as described above. The Judicial Council and the County of Monterey have already committed significant resources to this project. In addition, given the uncertain nature of present and future funding for the judicial branch and trial courts, the court's operational funding would be negatively impacted if it must absorb a reduction in funding of this amount while still funding the courthouse project which it had originally hoped to initiate work on in FY 2019-20. The one-time costs of the project are outside the operational costs for the court, but the ongoing costs have already been determined and assumed in the court's operational budget. The timing of the court's role in readying the courthouse depends on the completion of projects to replace the roof of the building and to make interior repairs, as set forth in Section I above. Though the court was hopeful that it would be able to complete its work in FY 2021-22, the timing of the completion of the first two phases was not definite, and the court needs the funds held on its behalf so that it may, after completion of the two phases, contract with vendors and initiate and continue the work on the project through FY 2022–2023.*

#### APPLICATION FOR TCTF FUNDS HELD ON BEHALF OF THE COURT (Continued)

### SECTION III (continued): TRIAL COURT OPERATIONS AND ACCESS TO JUSTICE

#### B. How will the request enhance the efficiency and/or effectiveness of court operations, and/or increase the availability of court services and programs?

*South Monterey County residents make up roughly 17% of Monterey County's population – many of whom lack access to legal services and represent themselves in court, have little access to reliable transportation, including public transit, making court appearances or utilizing court resources in Salinas and Monterey difficult and time consuming, and do not have the financial flexibility to miss entire days of work for which they would go unpaid. The court recognizes the need for additional court services in South Monterey County, particularly for self-represented litigants (SRL's) in civil, family law, and guardianships. The court estimates the number of South County SRL's to be greatest in family law, small claims and child support. To better serve and meet the needs of South Monterey County, the court plans to re-establish services at its King City Courthouse. As currently conceived, the courthouse would consist of one hearing room size, multi- purpose courtroom equipped with video remote equipment. Consistent with the Chief Justice's vision for remote hearings in non-criminal case types, this courtroom would allow judicial officers to either appear in person or via video remote for hearings in the following categories: traffic, small claims, restraining orders, name changes, guardianships and some family law matters. Specifically, planned services include:*

- Traffic and small claims matters would be heard 2 days per month.*
- Self-Help services would be provided on a 2 day per week basis.*
- On the days that Self-Help services are offered, court administrative services would also be available (accepting payments, filing documents, etc.).*
- Remote hearings in guardianships, restraining orders and family law matters would be scheduled as the ability to provide these hearings is operationalized.*
- Remote or in person meeting space for Family Law matters including instructional videos, mediations and consultations would be a part of the court facility.*
- Meeting space for court personnel and/or court focused community support organizations (YWCA, LSFS, others) is also part of the facility plan.*

#### C. If a cost efficiency, please provide cost comparison (table template provided).

**D. Describe the consequences to the court's operations if the court request is not approved.**

*Given the uncertain nature of present and future funding for the judicial branch and trial courts due to the COVID-19 pandemic and its economic impact, the court's operational funding would be negatively impacted if it must absorb a reduction in funding of this amount while still funding the courthouse project which it had originally hoped to initiate work on in FY 2019-20. As the Judicial Council and the county have already committed significant resources to this project, the court does not see the discontinuation of the project as a viable or responsible option and would have to absorb the unfunded portion of the project, thereby negatively impacting the funding of other essential court operations. Alternatively, the court could consider cutting its one-time project costs, reducing its capacity to provide planned services and thereby negatively impacting the underserved South Monterey County population.*

**E. Describe the consequences to the public and access to justice if the court request is not approved.**

*Given the uncertain nature of present and future funding for the judicial branch and trial courts due to the COVID-19 pandemic and its economic impact, the court's operational funding would be negatively impacted if it must absorb a reduction in funding of this amount while still funding the courthouse project which it had originally hoped to initiate work on in FY 2019-20. As the Judicial Council and the county have already committed significant resources to this project, the court does not see the discontinuation of the project as a viable or responsible option and would have to absorb the unfunded portion of the project, thereby negatively impacting the funding of other essential court operations and services to the public. Alternatively, the court could consider cutting its one-time project costs, reducing its capacity to provide planned services and thereby negatively impacting the underserved South Monterey County population.*

**F. What alternatives has the court identified if the request is not approved, and why is holding funding in the TCTF the preferred alternative?**

*The one-time costs of this facility-related project are outside the operational costs for the court and are consistent with the guidelines and intent of the TCTF Funds Held on Behalf of the Courts process. The court could consider cutting its one-time project costs, reducing its capacity to provide planned services and thereby negatively impacting the underserved South Monterey County population.*

**SECTION IV: FINANCIAL INFORMATION**

**Please provide the following (table template provided for each):**

**A. Three-year history of year-end fund balances, revenues, and expenditures**

See attached

**B. Current detailed budget projections for the fiscal years the trial court would either be contributing to or receiving distributions from the TCTF fund balance held on the court's behalf**

See attached

**C. Identification of all costs, by category and amount, needed to fully implement the project**

See attached

**D. A specific funding and expenditure schedule identifying the amounts to be contributed and expended, by fiscal year**

See attached



If a cost efficiency, please provide cost comparison

| Status Quo            |  | Select Fiscal Year ▼ | Select Fiscal Year ▼ | Select Fiscal Year ▼ | Select Fiscal Year ▼ |
|-----------------------|--|----------------------|----------------------|----------------------|----------------------|
| GL Account            | Description  | Amount               | Amount               | Amount               | Amount               |
| N/A                   | Dedicated Revenue Stream (if applicable)               |                      |                      |                      |                      |
|                       |  |                      |                      |                      |                      |
| 900000                | Salaries   |                      |                      |                      |                      |
| 910000                | Staff Benefits   |                      |                      |                      |                      |
| 920001                | General Expense  |                      |                      |                      |                      |
| 924000                | Printing   |                      |                      |                      |                      |
| 925000                | Telecommunications                                     |                      |                      |                      |                      |
| 926000                | Postage  |                      |                      |                      |                      |
| 928000                | Insurance  |                      |                      |                      |                      |
| 929000                | Travel in State  |                      |                      |                      |                      |
| 931000                | Travel Out of State                                    |                      |                      |                      |                      |
| 933000                | Training   |                      |                      |                      |                      |
| 934000                | Security   |                      |                      |                      |                      |
| 935000                | Facilities Operations                                  |                      |                      |                      |                      |
| 936000                | Utilities  |                      |                      |                      |                      |
| 938000                | Contracted Services                                    |                      |                      |                      |                      |
| 940000                | Consulting and Professional Services - County Provided |                      |                      |                      |                      |
| 943000                | Information Technology (IT)                            |                      |                      |                      |                      |
| 945000                | Major Equipment  |                      |                      |                      |                      |
| 950000                | Other Items of Expense                                 |                      |                      |                      |                      |
| 972000                | Other  |                      |                      |                      |                      |
| 973000                | Debt Service   |                      |                      |                      |                      |
| 983000                | Court Construction                                     |                      |                      |                      |                      |
| 990000                | Distributed Administration & Allocation                |                      |                      |                      |                      |
| Net Revenue (Expense) |  | -                    | -                    | -                    | -                    |

| Proposed Project        |  |        |        |        |        |
|-------------------------|--|--------|--------|--------|--------|
| GL Account              | Description  | Amount | Amount | Amount | Amount |
| N/A                     | Dedicated Revenue Stream (if applicable)               |        |        |        |        |
|                         |  |        |        |        |        |
| 900000                  | Salaries   |        |        |        |        |
| 910000                  | Staff Benefits   |        |        |        |        |
| 920001                  | General Expense  |        |        |        |        |
| 924000                  | Printing   |        |        |        |        |
| 925000                  | Telecommunications                                     |        |        |        |        |
| 926000                  | Postage  |        |        |        |        |
| 928000                  | Insurance  |        |        |        |        |
| 929000                  | Travel in State  |        |        |        |        |
| 931000                  | Travel Out of State                                    |        |        |        |        |
| 933000                  | Training   |        |        |        |        |
| 934000                  | Security   |        |        |        |        |
| 935000                  | Facilities Operations                                  |        |        |        |        |
| 936000                  | Utilities  |        |        |        |        |
| 938000                  | Contracted Services                                    |        |        |        |        |
| 940000                  | Consulting and Professional Services - County Provided |        |        |        |        |
| 943000                  | Information Technology (IT)                            |        |        |        |        |
| 945000                  | Major Equipment  |        |        |        |        |
| 950000                  | Other Items of Expense                                 |        |        |        |        |
| 972000                  | Other  |        |        |        |        |
| 973000                  | Debt Service   |        |        |        |        |
| 983000                  | Court Construction                                     |        |        |        |        |
| 990000                  | Distributed Administration & Allocation                |        |        |        |        |
| Net Revenue (Expense)   |  | -      | -      | -      | -      |
| Cumulative Cost Savings |  | -      | -      |        | -      |

If a cost efficiency, please provide cost comparison

| Status Quo            |  | Select Fiscal Year ▼ | Select Fiscal Year ▼ | Select Fiscal Year ▼ |
|-----------------------|--|----------------------|----------------------|----------------------|
| GL Account            | Description  | Amount               | Amount               | Amount               |
| N/A                   | Dedicated Revenue Stream (if applicable)               |                      |                      |                      |
|                       |  |                      |                      |                      |
| 900000                | Salaries   |                      |                      |                      |
| 910000                | Staff Benefits   |                      |                      |                      |
| 920001                | General Expense  |                      |                      |                      |
| 924000                | Printing   |                      |                      |                      |
| 925000                | Telecommunications                                     |                      |                      |                      |
| 926000                | Postage  |                      |                      |                      |
| 928000                | Insurance  |                      |                      |                      |
| 929000                | Travel in State  |                      |                      |                      |
| 931000                | Travel Out of State                                    |                      |                      |                      |
| 933000                | Training   |                      |                      |                      |
| 934000                | Security   |                      |                      |                      |
| 935000                | Facilities Operations                                  |                      |                      |                      |
| 936000                | Utilities  |                      |                      |                      |
| 938000                | Contracted Services                                    |                      |                      |                      |
|                       | Consulting and Professional Services - County Provided |                      |                      |                      |
| 940000                | Information Technology (IT)                            |                      |                      |                      |
| 943000                | Major Equipment  |                      |                      |                      |
| 945000                | Other Items of Expense                                 |                      |                      |                      |
| 950000                | Other  |                      |                      |                      |
| 972000                | Debt Service   |                      |                      |                      |
| 973000                | Court Construction                                     |                      |                      |                      |
| 983000                | Distributed Administration & Allocation                |                      |                      |                      |
| 990000                |  |                      |                      |                      |
| Net Revenue (Expense) |  | -                    | -                    | -                    |

| Proposed Project      |  |        |        |        |
|-----------------------|--|--------|--------|--------|
| GL Account            | Description  | Amount | Amount | Amount |
| N/A                   | Dedicated Revenue Stream (if applicable)               |        |        |        |
|                       |  |        |        |        |
| 900000                | Salaries   |        |        |        |
| 910000                | Staff Benefits   |        |        |        |
| 920001                | General Expense  |        |        |        |
| 924000                | Printing   |        |        |        |
| 925000                | Telecommunications                                     |        |        |        |
| 926000                | Postage  |        |        |        |
| 928000                | Insurance  |        |        |        |
| 929000                | Travel in State  |        |        |        |
| 931000                | Travel Out of State                                    |        |        |        |
| 933000                | Training   |        |        |        |
| 934000                | Security   |        |        |        |
| 935000                | Facilities Operations                                  |        |        |        |
| 936000                | Utilities  |        |        |        |
| 938000                | Contracted Services                                    |        |        |        |
|                       | Consulting and Professional Services - County Provided |        |        |        |
| 940000                | Information Technology (IT)                            |        |        |        |
| 943000                | Major Equipment  |        |        |        |
| 945000                | Other Items of Expense                                 |        |        |        |
| 950000                | Other  |        |        |        |
| 972000                | Debt Service   |        |        |        |
| 973000                | Court Construction                                     |        |        |        |
| 983000                | Distributed Administration & Allocation                |        |        |        |
| 990000                |  |        |        |        |
| Net Revenue (Expense) |  | -      | -      | -      |

|                         |  |   |   |   |
|-------------------------|--|---|---|---|
| Cumulative Cost Savings |  | - | - | - |
|-------------------------|--|---|---|---|

## Prior three-year history of year-end fund balances, revenues, and expenditures

| FY 2021-22 ▼                 | FUNDS            |                              |                          |                  |              |             |           |                   |
|------------------------------|------------------|------------------------------|--------------------------|------------------|--------------|-------------|-----------|-------------------|
| Description                  | General          | Special Revenue<br>Non-Grant | Special Revenue<br>Grant | Capital Projects | Debt Service | Proprietary | Fiduciary | TOTAL             |
| <b>Beginning Balance</b>     | <b>1,807,023</b> | <b>1,051,941</b>             | -                        | -                | -            | -           | -         | <b>2,858,964</b>  |
| Revenues                     | 26,620,111       | 1,130,177                    | 688,555                  | -                | -            | -           | -         | <b>28,438,843</b> |
| Expenditures                 | 26,494,236       | 943,439                      | 1,027,702                | -                | -            | -           | -         | <b>28,465,377</b> |
| Operating Transfers In (Out) | (339,399)        | 252                          | 339,147                  | -                | -            | -           | -         | -                 |
| <b>Ending Fund Balance</b>   | <b>1,593,499</b> | <b>1,238,931</b>             | -                        | -                | -            | -           | -         | <b>2,832,430</b>  |

| FY 2020-21 ▼                 | FUNDS            |                              |                          |                  |              |             |           |                   |
|------------------------------|------------------|------------------------------|--------------------------|------------------|--------------|-------------|-----------|-------------------|
| Description                  | General          | Special Revenue<br>Non-Grant | Special Revenue<br>Grant | Capital Projects | Debt Service | Proprietary | Fiduciary | TOTAL             |
| <b>Beginning Balance</b>     | <b>1,231,917</b> | <b>873,000</b>               | -                        | -                | -            | -           | -         | <b>2,104,917</b>  |
| Revenues                     | 24,565,282       | 550,258                      | 674,882                  | -                | -            | -           | -         | <b>25,790,421</b> |
| Expenditures                 | 23,672,052       | 373,161                      | 991,161                  | -                | -            | -           | -         | <b>25,036,374</b> |
| Operating Transfers In (Out) | (318,123)        | 1,844                        | 316,279                  | -                | -            | -           | -         | -                 |
| <b>Ending Fund Balance</b>   | <b>1,807,023</b> | <b>1,051,941</b>             | -                        | -                | -            | -           | -         | <b>2,858,964</b>  |

| FY 2019-20 ▼                 | FUNDS            |                              |                          |                  |              |             |           |                   |
|------------------------------|------------------|------------------------------|--------------------------|------------------|--------------|-------------|-----------|-------------------|
| Description                  | General          | Special Revenue<br>Non-Grant | Special Revenue<br>Grant | Capital Projects | Debt Service | Proprietary | Fiduciary | TOTAL             |
| <b>Beginning Balance</b>     | <b>701,400</b>   | <b>679,695</b>               | -                        |                  |              |             |           | <b>1,381,095</b>  |
| Revenues                     | 24,885,416       | 534,603                      | 1,284,509                |                  |              |             |           | <b>26,704,527</b> |
| Expenditures                 | 24,044,801       | 341,297                      | 1,594,606                |                  |              |             |           | <b>25,980,705</b> |
| Operating Transfers In (Out) | (310,098)        | -                            | 310,098                  |                  |              |             |           | -                 |
| <b>Ending Fund Balance</b>   | <b>1,231,917</b> | <b>873,000</b>               | -                        | -                | -            | -           | -         | <b>2,104,917</b>  |

Current detailed budget projections for the fiscal years the trial court would either be contributing to or receiving distributions from the TCTF fund balance held on the c

|   | FY 2021-22        |                           | FUNDS                 |                  |              |             |           |                   |
|---|-------------------|---------------------------|-----------------------|------------------|--------------|-------------|-----------|-------------------|
| Description   | General           | Special Revenue Non-Grant | Special Revenue Grant | Capital Projects | Debt Service | Proprietary | Fiduciary | TOTAL             |
| <b>REVENUES</b>   |                   |                           |                       |                  |              |             |           |                   |
| State Financing Sources                                   | 29,412,081        | 187,403                   | -                     | -                | -            | -           | -         | 29,599,485        |
| Grants  | -                 | -                         | 622,928               | -                | -            | -           | -         | 622,928           |
| Other Financing Sources                                   | 368,957           | 368,704                   | -                     | -                | -            | -           | -         | 737,661           |
| <b>TOTAL REVENUES</b>                                     | <b>29,781,038</b> | <b>556,107</b>            | <b>622,928</b>        | <b>-</b>         | <b>-</b>     | <b>-</b>    | <b>-</b>  | <b>30,960,073</b> |
| <b>EXPENDITURES</b>                                       |                   |                           |                       |                  |              |             |           |                   |
| Salaries  | 15,276,409        | 106,173                   | 487,859               | -                | -            | -           | -         | 15,870,441        |
| Staff Benefits  | 7,447,113         | 50,122                    | 239,601               | -                | -            | -           | -         | 7,736,835         |
| General Expense   | 759,093           | -                         | 12,134                | -                | -            | -           | -         | 771,227           |
| Printing  | 26,508            | -                         | -                     | -                | -            | -           | -         | 26,508            |
| Telecommunications  | 176,467           | -                         | -                     | -                | -            | -           | -         | 176,467           |
| Postage   | 122,156           | -                         | -                     | -                | -            | -           | -         | 122,156           |
| Insurance   | 21,904            | -                         | -                     | -                | -            | -           | -         | 21,904            |
| Travel in State   | 41,000            | -                         | 2,000                 | -                | -            | -           | -         | 43,000            |
| Travel Out of State                                       | 4,000             | -                         | -                     | -                | -            | -           | -         | 4,000             |
| Training  | 35,000            | -                         | 28,575                | -                | -            | -           | -         | 63,575            |
| Security  | 653,856           | -                         | -                     | -                | -            | -           | -         | 653,856           |
| Facilities Operations                                     | 487,392           | -                         | -                     | -                | -            | -           | -         | 487,392           |
| Utilities   | -                 | -                         | -                     | -                | -            | -           | -         | -                 |
| Contracted Services                                       | 4,239,147         | 183,683                   | 2,367                 | -                | -            | -           | -         | 4,425,198         |
| Consulting and Professional Services<br>- County Provided | 23,970            | -                         | -                     | -                | -            | -           | -         | 23,970            |
| Information Technology (IT)                               | 570,357           | -                         | 4,200                 | -                | -            | -           | -         | 574,557           |
| Major Equipment   | 670,906           | -                         | -                     | -                | -            | -           | -         | 670,906           |
| Other Items of Expense                                    | 13,535            | -                         | -                     | -                | -            | -           | -         | 13,535            |
| Juror Costs   | 71,449            | -                         | -                     | -                | -            | -           | -         | 71,449            |
| Other   | 13,000            | -                         | -                     | -                | -            | -           | -         | 13,000            |
| Debt Service  | -                 | -                         | -                     | -                | -            | -           | -         | -                 |
| Court Construction  | -                 | -                         | -                     | -                | -            | -           | -         | -                 |
| Distributed Administration &<br>Allocation                | (171,221)         | 25,730                    | 145,492               | -                | -            | -           | -         | -                 |
| Prior Year Expense Adjustment                             | -                 | -                         | -                     | -                | -            | -           | -         | -                 |
| <b>TOTAL EXPENDITURES</b>                                 | <b>30,482,041</b> | <b>365,708</b>            | <b>922,227</b>        | <b>-</b>         | <b>-</b>     | <b>-</b>    | <b>-</b>  | <b>31,769,976</b> |
| Operating Transfers In (Out)                              | (299,299)         | -                         | 299,299               | -                | -            | -           | -         | -                 |
| <b>Fund Balance (Deficit)</b>                             |                   |                           |                       |                  |              |             |           |                   |
| Beginning Balance (Deficit)                               | 1,807,023         | 1,051,941                 | -                     | -                | -            | -           | -         | 2,858,964         |
| Ending Balance (Deficit)                                  | 806,721           | 1,242,341                 | -                     | -                | -            | -           | -         | 2,049,062         |

## Current detailed budget projection on court's behalf

|   | Select Fiscal Year ▼ | FUNDS                        |                          |                  |              |             |           |           |
|---|----------------------|------------------------------|--------------------------|------------------|--------------|-------------|-----------|-----------|
| Description   | General              | Special Revenue<br>Non-Grant | Special Revenue<br>Grant | Capital Projects | Debt Service | Proprietary | Fiduciary | TOTAL     |
| <b>REVENUES</b>   |                      |                              |                          |                  |              |             |           |           |
| State Financing Sources                                   |                      |                              |                          |                  |              |             |           | -         |
| Grants  |                      |                              |                          |                  |              |             |           | -         |
| Other Financing Sources                                   |                      |                              |                          |                  |              |             |           | -         |
| <b>TOTAL REVENUES</b>                                     | -                    | -                            | -                        | -                | -            | -           | -         | -         |
| <b>EXPENDITURES</b>                                       |                      |                              |                          |                  |              |             |           |           |
| Salaries  |                      |                              |                          |                  |              |             |           | -         |
| Staff Benefits  |                      |                              |                          |                  |              |             |           | -         |
| General Expense   |                      |                              |                          |                  |              |             |           | -         |
| Printing  |                      |                              |                          |                  |              |             |           | -         |
| Telecommunications  |                      |                              |                          |                  |              |             |           | -         |
| Postage   |                      |                              |                          |                  |              |             |           | -         |
| Insurance   |                      |                              |                          |                  |              |             |           | -         |
| Travel in State   |                      |                              |                          |                  |              |             |           | -         |
| Travel Out of State                                       |                      |                              |                          |                  |              |             |           | -         |
| Training  |                      |                              |                          |                  |              |             |           | -         |
| Security  |                      |                              |                          |                  |              |             |           | -         |
| Facilities Operations                                     |                      |                              |                          |                  |              |             |           | -         |
| Utilities   |                      |                              |                          |                  |              |             |           | -         |
| Contracted Services                                       |                      |                              |                          |                  |              |             |           | -         |
| Consulting and Professional Services<br>- County Provided |                      |                              |                          |                  |              |             |           | -         |
| Information Technology (IT)                               |                      |                              |                          |                  |              |             |           | -         |
| Major Equipment   |                      |                              |                          |                  |              |             |           | -         |
| Other Items of Expense                                    |                      |                              |                          |                  |              |             |           | -         |
| Juror Costs   |                      |                              |                          |                  |              |             |           | -         |
| Other   |                      |                              |                          |                  |              |             |           | -         |
| Debt Service  |                      |                              |                          |                  |              |             |           | -         |
| Court Construction  |                      |                              |                          |                  |              |             |           | -         |
| Distributed Administration &<br>Allocation                |                      |                              |                          |                  |              |             |           | -         |
| Prior Year Expense Adjustment                             |                      |                              |                          |                  |              |             |           | -         |
| <b>TOTAL EXPENDITURES</b>                                 | -                    | -                            | -                        | -                | -            | -           | -         | -         |
| Operating Transfers In (Out)                              |                      |                              |                          |                  |              |             |           | -         |
| <b>Fund Balance (Deficit)</b>                             |                      |                              |                          |                  |              |             |           |           |
| Beginning Balance (Deficit)                               | 806,721              | 1,242,341                    | -                        | -                | -            | -           | -         | 2,049,062 |
| Ending Balance (Deficit)                                  | 806,721              | 1,242,341                    | -                        | -                | -            | -           | -         | 2,049,062 |



## Current detailed budget projection:

|   | Select Fiscal Year ▼ | FUNDS                     |                       |                  |              |             |           |           |
|---|----------------------|---------------------------|-----------------------|------------------|--------------|-------------|-----------|-----------|
| Description   | General              | Special Revenue Non-Grant | Special Revenue Grant | Capital Projects | Debt Service | Proprietary | Fiduciary | TOTAL     |
| <b>REVENUES</b>   |                      |                           |                       |                  |              |             |           |           |
| State Financing Sources                                   |                      |                           |                       |                  |              |             |           | -         |
| Grants  |                      |                           |                       |                  |              |             |           | -         |
| Other Financing Sources                                   |                      |                           |                       |                  |              |             |           | -         |
| <b>TOTAL REVENUES</b>                                     | -                    | -                         | -                     | -                | -            | -           | -         | -         |
| <b>EXPENDITURES</b>                                       |                      |                           |                       |                  |              |             |           |           |
| Salaries  |                      |                           |                       |                  |              |             |           | -         |
| Staff Benefits  |                      |                           |                       |                  |              |             |           | -         |
| General Expense   |                      |                           |                       |                  |              |             |           | -         |
| Printing  |                      |                           |                       |                  |              |             |           | -         |
| Telecommunications  |                      |                           |                       |                  |              |             |           | -         |
| Postage   |                      |                           |                       |                  |              |             |           | -         |
| Insurance   |                      |                           |                       |                  |              |             |           | -         |
| Travel in State   |                      |                           |                       |                  |              |             |           | -         |
| Travel Out of State                                       |                      |                           |                       |                  |              |             |           | -         |
| Training  |                      |                           |                       |                  |              |             |           | -         |
| Security  |                      |                           |                       |                  |              |             |           | -         |
| Facilities Operations                                     |                      |                           |                       |                  |              |             |           | -         |
| Utilities   |                      |                           |                       |                  |              |             |           | -         |
| Contracted Services                                       |                      |                           |                       |                  |              |             |           | -         |
| Consulting and Professional Services<br>- County Provided |                      |                           |                       |                  |              |             |           | -         |
| Information Technology (IT)                               |                      |                           |                       |                  |              |             |           | -         |
| Major Equipment   |                      |                           |                       |                  |              |             |           | -         |
| Other Items of Expense                                    |                      |                           |                       |                  |              |             |           | -         |
| Juror Costs   |                      |                           |                       |                  |              |             |           | -         |
| Other   |                      |                           |                       |                  |              |             |           | -         |
| Debt Service  |                      |                           |                       |                  |              |             |           | -         |
| Court Construction  |                      |                           |                       |                  |              |             |           | -         |
| Distributed Administration &<br>Allocation                |                      |                           |                       |                  |              |             |           | -         |
| Prior Year Expense Adjustment                             |                      |                           |                       |                  |              |             |           | -         |
| <b>TOTAL EXPENDITURES</b>                                 | -                    | -                         | -                     | -                | -            | -           | -         | -         |
| Operating Transfers In (Out)                              |                      |                           |                       |                  |              |             |           | -         |
| <b>Fund Balance (Deficit)</b>                             |                      |                           |                       |                  |              |             |           |           |
| <b>Beginning Balance (Deficit)</b>                        | 806,721              | 1,242,341                 | -                     | -                | -            | -           | -         | 2,049,062 |
| <b>Ending Balance (Deficit)</b>                           | 806,721              | 1,242,341                 | -                     | -                | -            | -           | -         | 2,049,062 |

## Current detailed budget projection:

|   | Select Fiscal Year ▼ | FUNDS                        |                          |                  |              |             |           |           |
|---|----------------------|------------------------------|--------------------------|------------------|--------------|-------------|-----------|-----------|
| Description   | General              | Special Revenue<br>Non-Grant | Special Revenue<br>Grant | Capital Projects | Debt Service | Proprietary | Fiduciary | TOTAL     |
| <b>REVENUES</b>   |                      |                              |                          |                  |              |             |           |           |
| State Financing Sources                                   |                      |                              |                          |                  |              |             |           | -         |
| Grants  |                      |                              |                          |                  |              |             |           | -         |
| Other Financing Sources                                   |                      |                              |                          |                  |              |             |           | -         |
| <b>TOTAL REVENUES</b>                                     | -                    | -                            | -                        | -                | -            | -           | -         | -         |
| <b>EXPENDITURES</b>                                       |                      |                              |                          |                  |              |             |           |           |
| Salaries  |                      |                              |                          |                  |              |             |           | -         |
| Staff Benefits  |                      |                              |                          |                  |              |             |           | -         |
| General Expense   |                      |                              |                          |                  |              |             |           | -         |
| Printing  |                      |                              |                          |                  |              |             |           | -         |
| Telecommunications  |                      |                              |                          |                  |              |             |           | -         |
| Postage   |                      |                              |                          |                  |              |             |           | -         |
| Insurance   |                      |                              |                          |                  |              |             |           | -         |
| Travel in State   |                      |                              |                          |                  |              |             |           | -         |
| Travel Out of State                                       |                      |                              |                          |                  |              |             |           | -         |
| Training  |                      |                              |                          |                  |              |             |           | -         |
| Security  |                      |                              |                          |                  |              |             |           | -         |
| Facilities Operations                                     |                      |                              |                          |                  |              |             |           | -         |
| Utilities   |                      |                              |                          |                  |              |             |           | -         |
| Contracted Services                                       |                      |                              |                          |                  |              |             |           | -         |
| Consulting and Professional Services<br>- County Provided |                      |                              |                          |                  |              |             |           | -         |
| Information Technology (IT)                               |                      |                              |                          |                  |              |             |           | -         |
| Major Equipment   |                      |                              |                          |                  |              |             |           | -         |
| Other Items of Expense                                    |                      |                              |                          |                  |              |             |           | -         |
| Juror Costs   |                      |                              |                          |                  |              |             |           | -         |
| Other   |                      |                              |                          |                  |              |             |           | -         |
| Debt Service  |                      |                              |                          |                  |              |             |           | -         |
| Court Construction  |                      |                              |                          |                  |              |             |           | -         |
| Distributed Administration &<br>Allocation                |                      |                              |                          |                  |              |             |           | -         |
| Prior Year Expense Adjustment                             |                      |                              |                          |                  |              |             |           | -         |
| <b>TOTAL EXPENDITURES</b>                                 | -                    | -                            | -                        | -                | -            | -           | -         | -         |
| Operating Transfers In (Out)                              |                      |                              |                          |                  |              |             |           | -         |
| <b>Fund Balance (Deficit)</b>                             |                      |                              |                          |                  |              |             |           |           |
| <b>Beginning Balance (Deficit)</b>                        | 806,721              | 1,242,341                    | -                        | -                | -            | -           | -         | 2,049,062 |
| <b>Ending Balance (Deficit)</b>                           | 806,721              | 1,242,341                    | -                        | -                | -            | -           | -         | 2,049,062 |

## Current detailed budget projection:

|   | Select Fiscal Year ▼ | FUNDS                     |                       |                  |              |             |           |           |
|---|----------------------|---------------------------|-----------------------|------------------|--------------|-------------|-----------|-----------|
| Description   | General              | Special Revenue Non-Grant | Special Revenue Grant | Capital Projects | Debt Service | Proprietary | Fiduciary | TOTAL     |
| <b>REVENUES</b>   |                      |                           |                       |                  |              |             |           |           |
| State Financing Sources                                   |                      |                           |                       |                  |              |             |           | -         |
| Grants  |                      |                           |                       |                  |              |             |           | -         |
| Other Financing Sources                                   |                      |                           |                       |                  |              |             |           | -         |
| <b>TOTAL REVENUES</b>                                     | -                    | -                         | -                     | -                | -            | -           | -         | -         |
| <b>EXPENDITURES</b>                                       |                      |                           |                       |                  |              |             |           |           |
| Salaries  |                      |                           |                       |                  |              |             |           | -         |
| Staff Benefits  |                      |                           |                       |                  |              |             |           | -         |
| General Expense   |                      |                           |                       |                  |              |             |           | -         |
| Printing  |                      |                           |                       |                  |              |             |           | -         |
| Telecommunications  |                      |                           |                       |                  |              |             |           | -         |
| Postage   |                      |                           |                       |                  |              |             |           | -         |
| Insurance   |                      |                           |                       |                  |              |             |           | -         |
| Travel in State   |                      |                           |                       |                  |              |             |           | -         |
| Travel Out of State                                       |                      |                           |                       |                  |              |             |           | -         |
| Training  |                      |                           |                       |                  |              |             |           | -         |
| Security  |                      |                           |                       |                  |              |             |           | -         |
| Facilities Operations                                     |                      |                           |                       |                  |              |             |           | -         |
| Utilities   |                      |                           |                       |                  |              |             |           | -         |
| Contracted Services                                       |                      |                           |                       |                  |              |             |           | -         |
| Consulting and Professional Services<br>- County Provided |                      |                           |                       |                  |              |             |           | -         |
| Information Technology (IT)                               |                      |                           |                       |                  |              |             |           | -         |
| Major Equipment   |                      |                           |                       |                  |              |             |           | -         |
| Other Items of Expense                                    |                      |                           |                       |                  |              |             |           | -         |
| Juror Costs   |                      |                           |                       |                  |              |             |           | -         |
| Other   |                      |                           |                       |                  |              |             |           | -         |
| Debt Service  |                      |                           |                       |                  |              |             |           | -         |
| Court Construction  |                      |                           |                       |                  |              |             |           | -         |
| Distributed Administration &<br>Allocation                |                      |                           |                       |                  |              |             |           | -         |
| Prior Year Expense Adjustment                             |                      |                           |                       |                  |              |             |           | -         |
| <b>TOTAL EXPENDITURES</b>                                 | -                    | -                         | -                     | -                | -            | -           | -         | -         |
| Operating Transfers In (Out)                              |                      |                           |                       |                  |              |             |           | -         |
| <b>Fund Balance (Deficit)</b>                             |                      |                           |                       |                  |              |             |           |           |
| <b>Beginning Balance (Deficit)</b>                        | 806,721              | 1,242,341                 | -                     | -                | -            | -           | -         | 2,049,062 |
| <b>Ending Balance (Deficit)</b>                           | 806,721              | 1,242,341                 | -                     | -                | -            | -           | -         | 2,049,062 |

## Current detailed budget projection:

|   | Select Fiscal Year ▼ | FUNDS                        |                          |                  |              |             |           |           |
|---|----------------------|------------------------------|--------------------------|------------------|--------------|-------------|-----------|-----------|
| Description   | General              | Special Revenue<br>Non-Grant | Special Revenue<br>Grant | Capital Projects | Debt Service | Proprietary | Fiduciary | TOTAL     |
| <b>REVENUES</b>   |                      |                              |                          |                  |              |             |           |           |
| State Financing Sources                                   |                      |                              |                          |                  |              |             |           | -         |
| Grants  |                      |                              |                          |                  |              |             |           | -         |
| Other Financing Sources                                   |                      |                              |                          |                  |              |             |           | -         |
| <b>TOTAL REVENUES</b>                                     | -                    | -                            | -                        | -                | -            | -           | -         | -         |
| <b>EXPENDITURES</b>                                       |                      |                              |                          |                  |              |             |           |           |
| Salaries  |                      |                              |                          |                  |              |             |           | -         |
| Staff Benefits  |                      |                              |                          |                  |              |             |           | -         |
| General Expense   |                      |                              |                          |                  |              |             |           | -         |
| Printing  |                      |                              |                          |                  |              |             |           | -         |
| Telecommunications  |                      |                              |                          |                  |              |             |           | -         |
| Postage   |                      |                              |                          |                  |              |             |           | -         |
| Insurance   |                      |                              |                          |                  |              |             |           | -         |
| Travel in State   |                      |                              |                          |                  |              |             |           | -         |
| Travel Out of State                                       |                      |                              |                          |                  |              |             |           | -         |
| Training  |                      |                              |                          |                  |              |             |           | -         |
| Security  |                      |                              |                          |                  |              |             |           | -         |
| Facilities Operations                                     |                      |                              |                          |                  |              |             |           | -         |
| Utilities   |                      |                              |                          |                  |              |             |           | -         |
| Contracted Services                                       |                      |                              |                          |                  |              |             |           | -         |
| Consulting and Professional Services<br>- County Provided |                      |                              |                          |                  |              |             |           | -         |
| Information Technology (IT)                               |                      |                              |                          |                  |              |             |           | -         |
| Major Equipment   |                      |                              |                          |                  |              |             |           | -         |
| Other Items of Expense                                    |                      |                              |                          |                  |              |             |           | -         |
| Juror Costs   |                      |                              |                          |                  |              |             |           | -         |
| Other   |                      |                              |                          |                  |              |             |           | -         |
| Debt Service  |                      |                              |                          |                  |              |             |           | -         |
| Court Construction  |                      |                              |                          |                  |              |             |           | -         |
| Distributed Administration &<br>Allocation                |                      |                              |                          |                  |              |             |           | -         |
| Prior Year Expense Adjustment                             |                      |                              |                          |                  |              |             |           | -         |
| <b>TOTAL EXPENDITURES</b>                                 | -                    | -                            | -                        | -                | -            | -           | -         | -         |
| Operating Transfers In (Out)                              |                      |                              |                          |                  |              |             |           | -         |
| <b>Fund Balance (Deficit)</b>                             |                      |                              |                          |                  |              |             |           |           |
| <b>Beginning Balance (Deficit)</b>                        | 806,721              | 1,242,341                    | -                        | -                | -            | -           | -         | 2,049,062 |
| <b>Ending Balance (Deficit)</b>                           | 806,721              | 1,242,341                    | -                        | -                | -            | -           | -         | 2,049,062 |

## Current detailed budget projection:

|   | Select Fiscal Year ▼ | FUNDS                        |                          |                  |              |             |           |           |
|---|----------------------|------------------------------|--------------------------|------------------|--------------|-------------|-----------|-----------|
| Description   | General              | Special Revenue<br>Non-Grant | Special Revenue<br>Grant | Capital Projects | Debt Service | Proprietary | Fiduciary | TOTAL     |
| <b>REVENUES</b>   |                      |                              |                          |                  |              |             |           |           |
| State Financing Sources                                   |                      |                              |                          |                  |              |             |           | -         |
| Grants  |                      |                              |                          |                  |              |             |           | -         |
| Other Financing Sources                                   |                      |                              |                          |                  |              |             |           | -         |
| <b>TOTAL REVENUES</b>                                     | -                    | -                            | -                        | -                | -            | -           | -         | -         |
| <b>EXPENDITURES</b>                                       |                      |                              |                          |                  |              |             |           |           |
| Salaries  |                      |                              |                          |                  |              |             |           | -         |
| Staff Benefits  |                      |                              |                          |                  |              |             |           | -         |
| General Expense   |                      |                              |                          |                  |              |             |           | -         |
| Printing  |                      |                              |                          |                  |              |             |           | -         |
| Telecommunications  |                      |                              |                          |                  |              |             |           | -         |
| Postage   |                      |                              |                          |                  |              |             |           | -         |
| Insurance   |                      |                              |                          |                  |              |             |           | -         |
| Travel in State   |                      |                              |                          |                  |              |             |           | -         |
| Travel Out of State                                       |                      |                              |                          |                  |              |             |           | -         |
| Training  |                      |                              |                          |                  |              |             |           | -         |
| Security  |                      |                              |                          |                  |              |             |           | -         |
| Facilities Operations                                     |                      |                              |                          |                  |              |             |           | -         |
| Utilities   |                      |                              |                          |                  |              |             |           | -         |
| Contracted Services                                       |                      |                              |                          |                  |              |             |           | -         |
| Consulting and Professional Services<br>- County Provided |                      |                              |                          |                  |              |             |           | -         |
| Information Technology (IT)                               |                      |                              |                          |                  |              |             |           | -         |
| Major Equipment   |                      |                              |                          |                  |              |             |           | -         |
| Other Items of Expense                                    |                      |                              |                          |                  |              |             |           | -         |
| Juror Costs   |                      |                              |                          |                  |              |             |           | -         |
| Other   |                      |                              |                          |                  |              |             |           | -         |
| Debt Service  |                      |                              |                          |                  |              |             |           | -         |
| Court Construction  |                      |                              |                          |                  |              |             |           | -         |
| Distributed Administration &<br>Allocation                |                      |                              |                          |                  |              |             |           | -         |
| Prior Year Expense Adjustment                             |                      |                              |                          |                  |              |             |           | -         |
| <b>TOTAL EXPENDITURES</b>                                 | -                    | -                            | -                        | -                | -            | -           | -         | -         |
| Operating Transfers In (Out)                              |                      |                              |                          |                  |              |             |           | -         |
| <b>Fund Balance (Deficit)</b>                             |                      |                              |                          |                  |              |             |           |           |
| <b>Beginning Balance (Deficit)</b>                        | 806,721              | 1,242,341                    | -                        | -                | -            | -           | -         | 2,049,062 |
| <b>Ending Balance (Deficit)</b>                           | 806,721              | 1,242,341                    | -                        | -                | -            | -           | -         | 2,049,062 |

## Current detailed budget projection:

|   | Select Fiscal Year ▼ | FUNDS                     |                       |                  |              |             |           |           |
|---|----------------------|---------------------------|-----------------------|------------------|--------------|-------------|-----------|-----------|
| Description   | General              | Special Revenue Non-Grant | Special Revenue Grant | Capital Projects | Debt Service | Proprietary | Fiduciary | TOTAL     |
| <b>REVENUES</b>   |                      |                           |                       |                  |              |             |           |           |
| State Financing Sources                                   |                      |                           |                       |                  |              |             |           | -         |
| Grants  |                      |                           |                       |                  |              |             |           | -         |
| Other Financing Sources                                   |                      |                           |                       |                  |              |             |           | -         |
| <b>TOTAL REVENUES</b>                                     | -                    | -                         | -                     | -                | -            | -           | -         | -         |
| <b>EXPENDITURES</b>                                       |                      |                           |                       |                  |              |             |           |           |
| Salaries  |                      |                           |                       |                  |              |             |           | -         |
| Staff Benefits  |                      |                           |                       |                  |              |             |           | -         |
| General Expense   |                      |                           |                       |                  |              |             |           | -         |
| Printing  |                      |                           |                       |                  |              |             |           | -         |
| Telecommunications  |                      |                           |                       |                  |              |             |           | -         |
| Postage   |                      |                           |                       |                  |              |             |           | -         |
| Insurance   |                      |                           |                       |                  |              |             |           | -         |
| Travel in State   |                      |                           |                       |                  |              |             |           | -         |
| Travel Out of State                                       |                      |                           |                       |                  |              |             |           | -         |
| Training  |                      |                           |                       |                  |              |             |           | -         |
| Security  |                      |                           |                       |                  |              |             |           | -         |
| Facilities Operations                                     |                      |                           |                       |                  |              |             |           | -         |
| Utilities   |                      |                           |                       |                  |              |             |           | -         |
| Contracted Services                                       |                      |                           |                       |                  |              |             |           | -         |
| Consulting and Professional Services<br>- County Provided |                      |                           |                       |                  |              |             |           | -         |
| Information Technology (IT)                               |                      |                           |                       |                  |              |             |           | -         |
| Major Equipment   |                      |                           |                       |                  |              |             |           | -         |
| Other Items of Expense                                    |                      |                           |                       |                  |              |             |           | -         |
| Juror Costs   |                      |                           |                       |                  |              |             |           | -         |
| Other   |                      |                           |                       |                  |              |             |           | -         |
| Debt Service  |                      |                           |                       |                  |              |             |           | -         |
| Court Construction  |                      |                           |                       |                  |              |             |           | -         |
| Distributed Administration &<br>Allocation                |                      |                           |                       |                  |              |             |           | -         |
| Prior Year Expense Adjustment                             |                      |                           |                       |                  |              |             |           | -         |
| <b>TOTAL EXPENDITURES</b>                                 | -                    | -                         | -                     | -                | -            | -           | -         | -         |
| Operating Transfers In (Out)                              |                      |                           |                       |                  |              |             |           | -         |
| <b>Fund Balance (Deficit)</b>                             |                      |                           |                       |                  |              |             |           |           |
| <b>Beginning Balance (Deficit)</b>                        | 806,721              | 1,242,341                 | -                     | -                | -            | -           | -         | 2,049,062 |
| <b>Ending Balance (Deficit)</b>                           | 806,721              | 1,242,341                 | -                     | -                | -            | -           | -         | 2,049,062 |

## Identification of all costs, by category and amount, needed to fully implement the project

| Expenses Category |  | Amount         |
|-------------------|--|----------------|
| GL Account        | Description  |                |
| 900000            | Salaries   | -              |
| 910000            | Staff Benefits   | -              |
| 920001            | General Expense  | 88,470         |
| 924000            | Printing   | -              |
| 925000            | Telecommunications                                     | -              |
| 926000            | Postage  | -              |
| 928000            | Insurance  | -              |
| 929000            | Travel in State  | -              |
| 931000            | Travel Out of State                                    | -              |
| 933000            | Training   | -              |
| 934000            | Security   | -              |
| 935000            | Facilities Operations                                  | 208,141        |
| 936000            | Utilities  | -              |
| 938000            | Contracted Services                                    | 14,956         |
| 940000            | Consulting and Professional Services - County Provided | -              |
| 943000            | Information Technology (IT)                            | 5,141          |
| 945000            | Major Equipment  | 20,905         |
| 950000            | Other Items of Expense                                 | -              |
| 972000            | Other  | -              |
| 973000            | Debt Service   | -              |
| 983000            | Court Construction                                     | -              |
| 990000            | Distributed Administration & Allocation                | -              |
| <b>Total</b>      |  | <b>337,613</b> |





## A specific funding and expenditure schedule identifying the amounts related to the proposal to be contributed and expended, by fiscal year

Original Request:

| Description        | FY 2020-21 ▼ | FY 2021-22 ▼ | Select Fiscal Year ▼ | Select Fiscal Year ▼ | Select Fiscal Year ▼ | Select Fiscal Year ▼ | Select Fiscal Year ▼ | Select Fiscal Year ▼ | Total   |
|--------------------|--------------|--------------|----------------------|----------------------|----------------------|----------------------|----------------------|----------------------|---------|
| Contribution       | 169,454      |              |                      |                      |                      |                      |                      |                      | 169,454 |
| Expenditures       | 169,454      |              |                      |                      |                      |                      |                      |                      | 169,454 |
| Cumulative Balance | -            | -            | -                    | -                    | -                    | -                    | -                    | -                    | -       |

Amended request

| Description        | FY 2020-21 ▼ | FY 2021-22 ▼ | FY 2022-23 ▼ | Select Fiscal Year ▼ | Select Fiscal Year ▼ | Select Fiscal Year ▼ | Select Fiscal Year ▼ | Select Fiscal Year ▼ | Total   |
|--------------------|--------------|--------------|--------------|----------------------|----------------------|----------------------|----------------------|----------------------|---------|
| Contribution       | 169,454      | 77,641       | 50,000       |                      |                      |                      |                      |                      | 297,095 |
| Expenditures       | 169,454      | 39,137       | 88,504       |                      |                      |                      |                      |                      | 297,095 |
| Cumulative Balance | -            | 38,504       | -            | -                    | -                    | -                    | -                    | -                    | -       |



**SUPERIOR COURT OF CALIFORNIA  
COUNTY OF SAN MATEO**  
400 COUNTY CENTER  
REDWOOD CITY, CA 94063-1655

NEAL I. TANIGUCHI  
COURT EXECUTIVE OFFICER  
CLERK & JURY COMMISSIONER

Tel: (650)261-5030  
Fax: (650)261-5147

September 08, 2022

John Wordlaw  
Administrative Director  
Judicial Council of California  
455 Golden Gate Avenue  
San Francisco, CA 94102-3688

RE: Application for Funds to be Held in the Trial Court Trust Fund on Behalf of San Mateo Superior Court – Amended Request

Dear Mr. Wordlaw:

Enclosed is the San Mateo Superior Court's completed amended request for funds to be held in the state TCTF on behalf of San Mateo Superior Court. The court is amending only its funding and expenditure plan, and requests that the amended request be considered for approval by the Judicial Council at its next business meeting. Specifically, for FY 2022-23, the court wants to contribute \$300,000 out of \$973,054, the amount over the FY 2021-22 fund balance cap. Moreover, the court plans to contribute \$739,085 over 4 years in order to meet the anticipated project cost of \$1.4 million or more.

If you or your staff have any questions regarding the application, please contact Steven Chang, Finance Director, by phone at 650.261.5046 or by email at [stevenchang@sanmateocourt.org](mailto:stevenchang@sanmateocourt.org).

Sincerely,

A handwritten signature in cursive script that reads "Neal I. Taniguchi".

Neal Taniguchi  
Court Executive Officer

Cc: Zlatko Theodorovic, Deputy Director, Budget Services, Judicial Council of California

## APPLICATION FOR TCTF FUNDS HELD ON BEHALF OF THE COURT

Please check the type of request:

- ☐ **NEW REQUEST** *(Complete Section I, III, and IV only.)*
- ☒ **AMENDED REQUEST** *(Complete Sections I through IV.)*



### SECTION I: GENERAL INFORMATION

|  |   |                                       |
|--|---|---------------------------------------|
| <b>SUPERIOR COURT:</b><br>San Mateo    | <b>PERSON AUTHORIZING REQUEST</b> <i>(Presiding Judge or Court Executive Officer):</i><br>Neal Taniguchi, Court Executive Officer (CEO)                 |                                       |
|  | <b>CONTACT PERSON AND CONTACT INFO:</b><br>Steven Chang, 650-261-5046, <a href="mailto:stevenchang@sanmateocourt.org">stevenchang@sanmateocourt.org</a> |                                       |
| <b>DATE OF SUBMISSION:</b><br>9/8/2022 | <b>TIME PERIOD COVERED BY THE REQUEST, INCLUDING CONTRIBUTION AND EXPENDITURE:</b><br>JULY 2018 TO JUNE 2024  | <b>REQUESTED AMOUNT:</b><br>\$300,000 |

**REASON FOR REQUEST** *(Please briefly summarize the purpose for this request, including a brief description of the project/proposal. Use attachments if additional space is needed.):*

The Court would like to accumulate savings in the most fiscally prudent and operationally sound manner that will allow it to repair and/or replace up to approximately 230,000 square feet of worn and damaged 30-year-old flooring and carpeting, which pose increasing health and safety risks, throughout the Court's Hall of Justice facility in Redwood City. In addition, when carpet or flooring is replaced, the Court will be replacing/relocating loose wiring to accommodate the increased use of computer equipment in the courtroom, as the Court transitions to paperless, electronic processes. Given the need to temporarily move/relocate a large number of staff, judicial officers and furniture, and in order to minimize or prevent significant disruptions to Court operations, both in the courtrooms and various Court divisions, the project must be done in phases. Therefore, we anticipate that the project could take as long as six years to complete from start to finish. Overall, the court anticipates an estimated total project cost of \$1.40 million or more.

### SECTION II: AMENDED REQUEST CHANGES

**A. Identify sections and answers amended.**

Amendment only to Section IV.D – funding/expenditure plan.

**B. Provide a summary of the changes to the request.**

This request is to contribute additional monies as requested and approved in the original request. The estimated contribution amounts and expenditures per year have been updated in Section IV.D. Amended Requests.

### SECTION III: TRIAL COURT OPERATIONS AND ACCESS TO JUSTICE

**A. Explain why the request does not fit within the court's annual operational budget process and the three-year encumbrance term.**

Given logistical, financial, and operational constraints, the entire project could take up to six years to complete. In 2017-18, the only way the Court could have accumulated fund balance that amounted to the total estimated cost of the project would have been to, unnecessarily, cut back on other critical operating costs. Accumulating savings across multiple fiscal years allows the Court to avoid harmful and unnecessary budgetary reductions.

**APPLICATION FOR TCTF FUNDS HELD ON BEHALF OF THE COURT (Continued)**

**SECTION III (continued): TRIAL COURT OPERATIONS AND ACCESS TO JUSTICE**

**B. How will the request enhance the efficiency and/or effectiveness of court operations, and/or increase the availability of court services and programs?**

By replacing old and worn out flooring and carpeting, the Court will improve the environment, by making it safer and healthier, for the public in general, including jurors and litigants, court staff, and judicial officers. As noted above, the Court is also replacing/relocating loose wiring to better accommodate current and future equipment needs and to eliminate tripping hazards resulting from the increased use of computer equipment in the courtroom and the staff offices.

**C. If a cost efficiency, please provide cost comparison (table template provided).**

**D. Describe the consequences to the court's operations if the court request is not approved.**

The Court might have to postpone replacing or repairing any other flooring or carpeting for the foreseeable future or make significant cuts in other needed operating costs, unless discretionary funding dramatically increases. The health and safety risks to the public, judicial officers, and court staff will increase due to continued damage and wear to carpeting and flooring.

**E. Describe the consequences to the public and access to justice if the court request is not approved.**

The 30-year-old flooring is deteriorating rapidly, which has led to health and tripping hazards throughout the facility. Electrical upgrades are necessary to support the increased technological needs of the Court and its justice partners. Currently power and data cords are temporarily installed and exposed across the floor, creating uneven surfaces, and other hazards, which puts the public, court staff, and judicial officers at a higher risk of injury from tripping and falling in the courtrooms. The Court could be at risk of litigation due to these unsafe, unsightly, and unsanitary conditions. These conditions undermine the dignity of the Court as well.

**F. What alternatives has the court identified if the request is not approved, and why is holding funding in the TCTF the preferred alternative?**

If the request is not approved, the Court will either postpone replacing or repairing the much needed flooring for the foreseeable future or implement it sooner, but in a way that would be financially and operationally riskier than if monies were held in reserve within the TCTF. Holding reserve funds in the TCTF affords the Court greater latitude in implementing a logistically and operationally challenging multi-year project.

**SECTION IV: FINANCIAL INFORMATION**

Please provide the following (*table template provided for each*): see attached templates

- A. Three-year history of year-end fund balances, revenues, and expenditures
- B. Current detailed budget projections for the fiscal years the trial court would either be contributing to or receiving distributions from the TCTF fund balance held on the court's behalf
- C. Identification of all costs, by category and amount, needed to fully implement the project
- D. A specific funding and expenditure schedule identifying the amounts to be contributed and expended, by fiscal year

If a cost efficiency, please provide cost comparison

| Status Quo            |  | Select Fiscal Year ▼ | Select Fiscal Year ▼ | Select Fiscal Year ▼ | Select Fiscal Year ▼ |
|-----------------------|--|----------------------|----------------------|----------------------|----------------------|
| GL Account            | Description  | Amount               | Amount               | Amount               | Amount               |
| N/A                   | Dedicated Revenue Stream (if applicable)               |                      |                      |                      |                      |
|                       |  |                      |                      |                      |                      |
| 900000                | Salaries   |                      |                      |                      |                      |
| 910000                | Staff Benefits   |                      |                      |                      |                      |
| 920001                | General Expense  |                      |                      |                      |                      |
| 924000                | Printing   |                      |                      |                      |                      |
| 925000                | Telecommunications                                     |                      |                      |                      |                      |
| 926000                | Postage  |                      |                      |                      |                      |
| 928000                | Insurance  |                      |                      |                      |                      |
| 929000                | Travel in State  |                      |                      |                      |                      |
| 931000                | Travel Out of State                                    |                      |                      |                      |                      |
| 933000                | Training   |                      |                      |                      |                      |
| 934000                | Security   |                      |                      |                      |                      |
| 935000                | Facilities Operations                                  |                      |                      |                      |                      |
| 936000                | Utilities  |                      |                      |                      |                      |
| 938000                | Contracted Services                                    |                      |                      |                      |                      |
| 940000                | Consulting and Professional Services - County Provided |                      |                      |                      |                      |
| 943000                | Information Technology (IT)                            |                      |                      |                      |                      |
| 945000                | Major Equipment  |                      |                      |                      |                      |
| 950000                | Other Items of Expense                                 |                      |                      |                      |                      |
| 972000                | Other  |                      |                      |                      |                      |
| 973000                | Debt Service   |                      |                      |                      |                      |
| 983000                | Court Construction                                     |                      |                      |                      |                      |
| 990000                | Distributed Administration & Allocation                |                      |                      |                      |                      |
| Net Revenue (Expense) |  | -                    | -                    | -                    | -                    |

| Proposed Project      |  |        |        |        |        |
|-----------------------|--|--------|--------|--------|--------|
| GL Account            | Description  | Amount | Amount | Amount | Amount |
| N/A                   | Dedicated Revenue Stream (if applicable)               |        |        |        |        |
|                       |  |        |        |        |        |
| 900000                | Salaries   |        |        |        |        |
| 910000                | Staff Benefits   |        |        |        |        |
| 920001                | General Expense  |        |        |        |        |
| 924000                | Printing   |        |        |        |        |
| 925000                | Telecommunications                                     |        |        |        |        |
| 926000                | Postage  |        |        |        |        |
| 928000                | Insurance  |        |        |        |        |
| 929000                | Travel in State  |        |        |        |        |
| 931000                | Travel Out of State                                    |        |        |        |        |
| 933000                | Training   |        |        |        |        |
| 934000                | Security   |        |        |        |        |
| 935000                | Facilities Operations                                  |        |        |        |        |
| 936000                | Utilities  |        |        |        |        |
| 938000                | Contracted Services                                    |        |        |        |        |
| 940000                | Consulting and Professional Services - County Provided |        |        |        |        |
| 943000                | Information Technology (IT)                            |        |        |        |        |
| 945000                | Major Equipment  |        |        |        |        |
| 950000                | Other Items of Expense                                 |        |        |        |        |
| 972000                | Other  |        |        |        |        |
| 973000                | Debt Service   |        |        |        |        |
| 983000                | Court Construction                                     |        |        |        |        |
| 990000                | Distributed Administration & Allocation                |        |        |        |        |
| Net Revenue (Expense) |  | -      | -      | -      | -      |

|                         |   |   |  |   |
|-------------------------|---|---|--|---|
| Cumulative Cost Savings | - | - |  | - |
|-------------------------|---|---|--|---|

If a cost efficiency, please provide cost comparison

| Status Quo                   |  | Select Fiscal Year ▼ | Select Fiscal Year ▼ | Select Fiscal Year ▼ |
|------------------------------|--|----------------------|----------------------|----------------------|
| GL Account                   | Description  | Amount               | Amount               | Amount               |
| N/A                          | Dedicated Revenue Stream (if applicable)               |                      |                      |                      |
|                              |  |                      |                      |                      |
| 900000                       | Salaries   |                      |                      |                      |
| 910000                       | Staff Benefits   |                      |                      |                      |
| 920001                       | General Expense  |                      |                      |                      |
| 924000                       | Printing   |                      |                      |                      |
| 925000                       | Telecommunications                                     |                      |                      |                      |
| 926000                       | Postage  |                      |                      |                      |
| 928000                       | Insurance  |                      |                      |                      |
| 929000                       | Travel in State  |                      |                      |                      |
| 931000                       | Travel Out of State                                    |                      |                      |                      |
| 933000                       | Training   |                      |                      |                      |
| 934000                       | Security   |                      |                      |                      |
| 935000                       | Facilities Operations                                  |                      |                      |                      |
| 936000                       | Utilities  |                      |                      |                      |
| 938000                       | Contracted Services                                    |                      |                      |                      |
|                              | Consulting and Professional Services - County Provided |                      |                      |                      |
| 940000                       |  |                      |                      |                      |
| 943000                       | Information Technology (IT)                            |                      |                      |                      |
| 945000                       | Major Equipment  |                      |                      |                      |
| 950000                       | Other Items of Expense                                 |                      |                      |                      |
| 972000                       | Other  |                      |                      |                      |
| 973000                       | Debt Service   |                      |                      |                      |
| 983000                       | Court Construction                                     |                      |                      |                      |
| 990000                       | Distributed Administration & Allocation                |                      |                      |                      |
| <b>Net Revenue (Expense)</b> |  | -                    | -                    | -                    |

| Proposed Project             |  |        |        |        |
|------------------------------|--|--------|--------|--------|
| GL Account                   | Description  | Amount | Amount | Amount |
| N/A                          | Dedicated Revenue Stream (if applicable)               |        |        |        |
|                              |  |        |        |        |
| 900000                       | Salaries   |        |        |        |
| 910000                       | Staff Benefits   |        |        |        |
| 920001                       | General Expense  |        |        |        |
| 924000                       | Printing   |        |        |        |
| 925000                       | Telecommunications                                     |        |        |        |
| 926000                       | Postage  |        |        |        |
| 928000                       | Insurance  |        |        |        |
| 929000                       | Travel in State  |        |        |        |
| 931000                       | Travel Out of State                                    |        |        |        |
| 933000                       | Training   |        |        |        |
| 934000                       | Security   |        |        |        |
| 935000                       | Facilities Operations                                  |        |        |        |
| 936000                       | Utilities  |        |        |        |
| 938000                       | Contracted Services                                    |        |        |        |
|                              | Consulting and Professional Services - County Provided |        |        |        |
| 940000                       |  |        |        |        |
| 943000                       | Information Technology (IT)                            |        |        |        |
| 945000                       | Major Equipment  |        |        |        |
| 950000                       | Other Items of Expense                                 |        |        |        |
| 972000                       | Other  |        |        |        |
| 973000                       | Debt Service   |        |        |        |
| 983000                       | Court Construction                                     |        |        |        |
| 990000                       | Distributed Administration & Allocation                |        |        |        |
| <b>Net Revenue (Expense)</b> |  | -      | -      | -      |

|                                |   |  |  |
|--------------------------------|---|--|--|
| <b>Cumulative Cost Savings</b> | - |  |  |
|--------------------------------|---|--|--|

## Prior three-year history of year-end fund balances, revenues, and expenditures

| FY 2014-15 ▼                 | FUNDS            |                              |                          |                  |              |             |           |                   |
|------------------------------|------------------|------------------------------|--------------------------|------------------|--------------|-------------|-----------|-------------------|
| Description                  | General          | Special Revenue<br>Non-Grant | Special Revenue<br>Grant | Capital Projects | Debt Service | Proprietary | Fiduciary | TOTAL             |
| <b>Beginning Balance</b>     | <b>2,774,656</b> | <b>1,980,187</b>             |                          |                  |              |             |           | <b>4,754,843</b>  |
| Revenues                     | 38,724,146       | 1,118,676                    | 787,639                  |                  |              |             |           | <b>40,630,461</b> |
| Expenditures                 | 38,767,339       | 1,646,986                    | 929,811                  |                  |              |             |           | <b>41,344,136</b> |
| Operating Transfers In (Out) | (181,591)        | 39,419                       | 142,172                  |                  |              |             |           | -                 |
| <b>Ending Fund Balance</b>   | <b>2,549,872</b> | <b>1,491,296</b>             | -                        | -                | -            | -           | -         | <b>4,041,168</b>  |

| FY 2015-16 ▼                 | FUNDS            |                              |                          |                  |              |             |           |                   |
|------------------------------|------------------|------------------------------|--------------------------|------------------|--------------|-------------|-----------|-------------------|
| Description                  | General          | Special Revenue<br>Non-Grant | Special Revenue<br>Grant | Capital Projects | Debt Service | Proprietary | Fiduciary | TOTAL             |
| <b>Beginning Balance</b>     | <b>2,549,872</b> | <b>1,491,296</b>             |                          |                  |              |             |           | <b>4,041,168</b>  |
| Revenues                     | 40,471,299       | 989,482                      | 1,024,440                |                  |              |             |           | <b>42,485,221</b> |
| Expenditures                 | 42,018,078       | 1,259,364                    | 1,158,236                |                  |              |             |           | <b>44,435,678</b> |
| Operating Transfers In (Out) | (244,194)        | 110,399                      | 133,796                  |                  |              |             |           | <b>1</b>          |
| <b>Ending Fund Balance</b>   | <b>758,899</b>   | <b>1,331,813</b>             | -                        | -                | -            | -           | -         | <b>2,090,712</b>  |

| FY 2016-17 ▼                 | FUNDS            |                              |                          |                  |              |             |           |                   |
|------------------------------|------------------|------------------------------|--------------------------|------------------|--------------|-------------|-----------|-------------------|
| Description                  | General          | Special Revenue<br>Non-Grant | Special Revenue<br>Grant | Capital Projects | Debt Service | Proprietary | Fiduciary | TOTAL             |
| <b>Beginning Balance</b>     | <b>758,899</b>   | <b>1,331,813</b>             |                          |                  |              |             |           | <b>2,090,712</b>  |
| Revenues                     | 41,076,050       | 909,295                      | 974,471                  |                  |              |             |           | <b>42,959,816</b> |
| Expenditures                 | 39,940,964       | 939,620                      | 1,110,183                |                  |              |             |           | <b>41,990,767</b> |
| Operating Transfers In (Out) | (435,648)        | 299,936                      | 135,712                  |                  |              |             |           | -                 |
| <b>Ending Fund Balance</b>   | <b>1,458,338</b> | <b>1,601,423</b>             | -                        | -                | -            | -           | -         | <b>3,059,761</b>  |



Current detailed budget projections for the fiscal years the trial court would either be contributing to or receiving distributions from the TCTF fund balance held on the cc

|  | FY 2017-18 |                           | FUNDS                 |                  |              |             |           |            |
|--|------------|---------------------------|-----------------------|------------------|--------------|-------------|-----------|------------|
| Description  | General    | Special Revenue Non-Grant | Special Revenue Grant | Capital Projects | Debt Service | Proprietary | Fiduciary | TOTAL      |
| REVENUES   |            |                           |                       |                  |              |             |           |            |
| State Financing Sources                                | 39,848,471 | 1,418,409                 |                       |                  |              |             |           | 41,266,880 |
| Grants   |            |                           | 1,731,024             |                  |              |             |           | 1,731,024  |
| Other Financing Sources                                |            |                           |                       |                  |              |             |           | -          |
| TOTAL REVENUES   | 39,848,471 | 1,418,409                 | 1,731,024             | -                | -            | -           | -         | 42,997,904 |
| EXPENDITURES   |            |                           |                       |                  |              |             |           |            |
| Salaries   | 22,320,252 | 725,843                   | 749,970               |                  |              |             |           | 23,796,065 |
| Staff Benefits   | 11,577,706 | 161,924                   | 391,512               |                  |              |             |           | 12,131,142 |
| General Expense  | 759,497    |                           | 8,928                 |                  |              |             |           | 768,425    |
| Printing   | 80,080     |                           |                       |                  |              |             |           | 80,080     |
| Telecommunications                                     | 519,850    |                           |                       |                  |              |             |           | 519,850    |
| Postage  | 242,630    |                           |                       |                  |              |             |           | 242,630    |
| Insurance  | 7,479      |                           |                       |                  |              |             |           | 7,479      |
| Travel in State  | 56,640     |                           | 13,768                |                  |              |             |           | 70,408     |
| Travel Out of State                                    |            |                           |                       |                  |              |             |           | -          |
| Training   | 25,280     |                           |                       |                  |              |             |           | 25,280     |
| Security   | 448,277    |                           |                       |                  |              |             |           | 448,277    |
| Facilities Operations                                  | 80,316     |                           |                       |                  |              |             |           | 80,316     |
| Utilities  |            |                           |                       |                  |              |             |           | -          |
| Contracted Services                                    | 2,822,945  | 392,813                   | 561,846               |                  |              |             |           | 3,777,604  |
| Consulting and Professional Services - County Provided | 643,796    | 140,800                   |                       |                  |              |             |           | 784,596    |
| Information Technology (IT)                            | 458,951    | 607,041                   | 5,000                 |                  |              |             |           | 1,070,992  |
| Major Equipment  | 234,453    |                           |                       |                  |              |             |           | 234,453    |
| Other Items of Expense                                 | 9,280      |                           |                       |                  |              |             |           | 9,280      |
| Juror Costs  | 320,670    |                           |                       |                  |              |             |           | 320,670    |
| Other  |            |                           |                       |                  |              |             |           | -          |
| Debt Service   |            |                           |                       |                  |              |             |           | -          |
| Court Construction                                     |            |                           |                       |                  |              |             |           | -          |
| Distributed Administration & Allocation                |            |                           |                       |                  |              |             |           | -          |
| Prior Year Expense Adjustment                          |            |                           |                       |                  |              |             |           | -          |
| TOTAL EXPENDITURES                                     | 40,608,102 | 2,028,421                 | 1,731,024             | -                | -            | -           | -         | 44,367,547 |
| Operating Transfers In (Out)                           |            |                           |                       |                  |              |             |           | -          |
| Fund Balance (Deficit)                                 |            |                           |                       |                  |              |             |           |            |
| Beginning Balance (Deficit)                            | 1,458,338  | 1,601,423                 |                       |                  |              |             |           | 3,059,761  |
| Ending Balance (Deficit)                               | 698,707    | 991,411                   | -                     | -                | -            | -           | -         | 1,690,118  |

## Current detailed budget projection on court's behalf

|   | Select Fiscal Year | FUNDS                        |                          |                  |              |             |           |           |
|---|--------------------|------------------------------|--------------------------|------------------|--------------|-------------|-----------|-----------|
| Description   | General            | Special Revenue<br>Non-Grant | Special Revenue<br>Grant | Capital Projects | Debt Service | Proprietary | Fiduciary | TOTAL     |
| <b>REVENUES</b>   |                    |                              |                          |                  |              |             |           |           |
| State Financing Sources                                   |                    |                              |                          |                  |              |             |           | -         |
| Grants  |                    |                              |                          |                  |              |             |           | -         |
| Other Financing Sources                                   |                    |                              |                          |                  |              |             |           | -         |
| <b>TOTAL REVENUES</b>                                     | -                  | -                            | -                        | -                | -            | -           | -         | -         |
| <b>EXPENDITURES</b>                                       |                    |                              |                          |                  |              |             |           |           |
| Salaries  |                    |                              |                          |                  |              |             |           | -         |
| Staff Benefits  |                    |                              |                          |                  |              |             |           | -         |
| General Expense   |                    |                              |                          |                  |              |             |           | -         |
| Printing  |                    |                              |                          |                  |              |             |           | -         |
| Telecommunications  |                    |                              |                          |                  |              |             |           | -         |
| Postage   |                    |                              |                          |                  |              |             |           | -         |
| Insurance   |                    |                              |                          |                  |              |             |           | -         |
| Travel in State   |                    |                              |                          |                  |              |             |           | -         |
| Travel Out of State                                       |                    |                              |                          |                  |              |             |           | -         |
| Training  |                    |                              |                          |                  |              |             |           | -         |
| Security  |                    |                              |                          |                  |              |             |           | -         |
| Facilities Operations                                     |                    |                              |                          |                  |              |             |           | -         |
| Utilities   |                    |                              |                          |                  |              |             |           | -         |
| Contracted Services                                       |                    |                              |                          |                  |              |             |           | -         |
| Consulting and Professional Services<br>- County Provided |                    |                              |                          |                  |              |             |           | -         |
| Information Technology (IT)                               |                    |                              |                          |                  |              |             |           | -         |
| Major Equipment   |                    |                              |                          |                  |              |             |           | -         |
| Other Items of Expense                                    |                    |                              |                          |                  |              |             |           | -         |
| Juror Costs   |                    |                              |                          |                  |              |             |           | -         |
| Other   |                    |                              |                          |                  |              |             |           | -         |
| Debt Service  |                    |                              |                          |                  |              |             |           | -         |
| Court Construction  |                    |                              |                          |                  |              |             |           | -         |
| Distributed Administration &<br>Allocation                |                    |                              |                          |                  |              |             |           | -         |
| Prior Year Expense Adjustment                             |                    |                              |                          |                  |              |             |           | -         |
| <b>TOTAL EXPENDITURES</b>                                 | -                  | -                            | -                        | -                | -            | -           | -         | -         |
| Operating Transfers In (Out)                              |                    |                              |                          |                  |              |             |           | -         |
| <b>Fund Balance (Deficit)</b>                             |                    |                              |                          |                  |              |             |           |           |
| <b>Beginning Balance (Deficit)</b>                        | 698,707            | 991,411                      | -                        | -                | -            | -           | -         | 1,690,118 |
| <b>Ending Balance (Deficit)</b>                           | 698,707            | 991,411                      | -                        | -                | -            | -           | -         | 1,690,118 |

## Current detailed budget projection:

|   | Select Fiscal Year ▼ | FUNDS                     |                       |                  |              |             |           |           |
|---|----------------------|---------------------------|-----------------------|------------------|--------------|-------------|-----------|-----------|
| Description   | General              | Special Revenue Non-Grant | Special Revenue Grant | Capital Projects | Debt Service | Proprietary | Fiduciary | TOTAL     |
| <b>REVENUES</b>   |                      |                           |                       |                  |              |             |           |           |
| State Financing Sources                                   |                      |                           |                       |                  |              |             |           | -         |
| Grants  |                      |                           |                       |                  |              |             |           | -         |
| Other Financing Sources                                   |                      |                           |                       |                  |              |             |           | -         |
| <b>TOTAL REVENUES</b>                                     | -                    | -                         | -                     | -                | -            | -           | -         | -         |
| <b>EXPENDITURES</b>                                       |                      |                           |                       |                  |              |             |           |           |
| Salaries  |                      |                           |                       |                  |              |             |           | -         |
| Staff Benefits  |                      |                           |                       |                  |              |             |           | -         |
| General Expense   |                      |                           |                       |                  |              |             |           | -         |
| Printing  |                      |                           |                       |                  |              |             |           | -         |
| Telecommunications  |                      |                           |                       |                  |              |             |           | -         |
| Postage   |                      |                           |                       |                  |              |             |           | -         |
| Insurance   |                      |                           |                       |                  |              |             |           | -         |
| Travel in State   |                      |                           |                       |                  |              |             |           | -         |
| Travel Out of State                                       |                      |                           |                       |                  |              |             |           | -         |
| Training  |                      |                           |                       |                  |              |             |           | -         |
| Security  |                      |                           |                       |                  |              |             |           | -         |
| Facilities Operations                                     |                      |                           |                       |                  |              |             |           | -         |
| Utilities   |                      |                           |                       |                  |              |             |           | -         |
| Contracted Services                                       |                      |                           |                       |                  |              |             |           | -         |
| Consulting and Professional Services<br>- County Provided |                      |                           |                       |                  |              |             |           | -         |
| Information Technology (IT)                               |                      |                           |                       |                  |              |             |           | -         |
| Major Equipment   |                      |                           |                       |                  |              |             |           | -         |
| Other Items of Expense                                    |                      |                           |                       |                  |              |             |           | -         |
| Juror Costs   |                      |                           |                       |                  |              |             |           | -         |
| Other   |                      |                           |                       |                  |              |             |           | -         |
| Debt Service  |                      |                           |                       |                  |              |             |           | -         |
| Court Construction  |                      |                           |                       |                  |              |             |           | -         |
| Distributed Administration &<br>Allocation                |                      |                           |                       |                  |              |             |           | -         |
| Prior Year Expense Adjustment                             |                      |                           |                       |                  |              |             |           | -         |
| <b>TOTAL EXPENDITURES</b>                                 | -                    | -                         | -                     | -                | -            | -           | -         | -         |
| Operating Transfers In (Out)                              |                      |                           |                       |                  |              |             |           | -         |
| <b>Fund Balance (Deficit)</b>                             |                      |                           |                       |                  |              |             |           |           |
| <b>Beginning Balance (Deficit)</b>                        | 698,707              | 991,411                   | -                     | -                | -            | -           | -         | 1,690,118 |
| <b>Ending Balance (Deficit)</b>                           | 698,707              | 991,411                   | -                     | -                | -            | -           | -         | 1,690,118 |

## Current detailed budget projection:

|   | Select Fiscal Year ▼ | FUNDS                     |                       |                  |              |             |           |           |
|---|----------------------|---------------------------|-----------------------|------------------|--------------|-------------|-----------|-----------|
| Description   | General              | Special Revenue Non-Grant | Special Revenue Grant | Capital Projects | Debt Service | Proprietary | Fiduciary | TOTAL     |
| <b>REVENUES</b>   |                      |                           |                       |                  |              |             |           |           |
| State Financing Sources                                   |                      |                           |                       |                  |              |             |           | -         |
| Grants  |                      |                           |                       |                  |              |             |           | -         |
| Other Financing Sources                                   |                      |                           |                       |                  |              |             |           | -         |
| <b>TOTAL REVENUES</b>                                     | -                    | -                         | -                     | -                | -            | -           | -         | -         |
| <b>EXPENDITURES</b>                                       |                      |                           |                       |                  |              |             |           |           |
| Salaries  |                      |                           |                       |                  |              |             |           | -         |
| Staff Benefits  |                      |                           |                       |                  |              |             |           | -         |
| General Expense   |                      |                           |                       |                  |              |             |           | -         |
| Printing  |                      |                           |                       |                  |              |             |           | -         |
| Telecommunications  |                      |                           |                       |                  |              |             |           | -         |
| Postage   |                      |                           |                       |                  |              |             |           | -         |
| Insurance   |                      |                           |                       |                  |              |             |           | -         |
| Travel in State   |                      |                           |                       |                  |              |             |           | -         |
| Travel Out of State                                       |                      |                           |                       |                  |              |             |           | -         |
| Training  |                      |                           |                       |                  |              |             |           | -         |
| Security  |                      |                           |                       |                  |              |             |           | -         |
| Facilities Operations                                     |                      |                           |                       |                  |              |             |           | -         |
| Utilities   |                      |                           |                       |                  |              |             |           | -         |
| Contracted Services                                       |                      |                           |                       |                  |              |             |           | -         |
| Consulting and Professional Services<br>- County Provided |                      |                           |                       |                  |              |             |           | -         |
| Information Technology (IT)                               |                      |                           |                       |                  |              |             |           | -         |
| Major Equipment   |                      |                           |                       |                  |              |             |           | -         |
| Other Items of Expense                                    |                      |                           |                       |                  |              |             |           | -         |
| Juror Costs   |                      |                           |                       |                  |              |             |           | -         |
| Other   |                      |                           |                       |                  |              |             |           | -         |
| Debt Service  |                      |                           |                       |                  |              |             |           | -         |
| Court Construction  |                      |                           |                       |                  |              |             |           | -         |
| Distributed Administration &<br>Allocation                |                      |                           |                       |                  |              |             |           | -         |
| Prior Year Expense Adjustment                             |                      |                           |                       |                  |              |             |           | -         |
| <b>TOTAL EXPENDITURES</b>                                 | -                    | -                         | -                     | -                | -            | -           | -         | -         |
| Operating Transfers In (Out)                              |                      |                           |                       |                  |              |             |           | -         |
| <b>Fund Balance (Deficit)</b>                             |                      |                           |                       |                  |              |             |           |           |
| <b>Beginning Balance (Deficit)</b>                        | 698,707              | 991,411                   | -                     | -                | -            | -           | -         | 1,690,118 |
| <b>Ending Balance (Deficit)</b>                           | 698,707              | 991,411                   | -                     | -                | -            | -           | -         | 1,690,118 |

## Current detailed budget projection:

|   | Select Fiscal Year ▼ | FUNDS                        |                          |                  |              |             |           |           |
|---|----------------------|------------------------------|--------------------------|------------------|--------------|-------------|-----------|-----------|
| Description   | General              | Special Revenue<br>Non-Grant | Special Revenue<br>Grant | Capital Projects | Debt Service | Proprietary | Fiduciary | TOTAL     |
| <b>REVENUES</b>   |                      |                              |                          |                  |              |             |           |           |
| State Financing Sources                                   |                      |                              |                          |                  |              |             |           | -         |
| Grants  |                      |                              |                          |                  |              |             |           | -         |
| Other Financing Sources                                   |                      |                              |                          |                  |              |             |           | -         |
| <b>TOTAL REVENUES</b>                                     | -                    | -                            | -                        | -                | -            | -           | -         | -         |
| <b>EXPENDITURES</b>                                       |                      |                              |                          |                  |              |             |           |           |
| Salaries  |                      |                              |                          |                  |              |             |           | -         |
| Staff Benefits  |                      |                              |                          |                  |              |             |           | -         |
| General Expense   |                      |                              |                          |                  |              |             |           | -         |
| Printing  |                      |                              |                          |                  |              |             |           | -         |
| Telecommunications  |                      |                              |                          |                  |              |             |           | -         |
| Postage   |                      |                              |                          |                  |              |             |           | -         |
| Insurance   |                      |                              |                          |                  |              |             |           | -         |
| Travel in State   |                      |                              |                          |                  |              |             |           | -         |
| Travel Out of State                                       |                      |                              |                          |                  |              |             |           | -         |
| Training  |                      |                              |                          |                  |              |             |           | -         |
| Security  |                      |                              |                          |                  |              |             |           | -         |
| Facilities Operations                                     |                      |                              |                          |                  |              |             |           | -         |
| Utilities   |                      |                              |                          |                  |              |             |           | -         |
| Contracted Services                                       |                      |                              |                          |                  |              |             |           | -         |
| Consulting and Professional Services<br>- County Provided |                      |                              |                          |                  |              |             |           | -         |
| Information Technology (IT)                               |                      |                              |                          |                  |              |             |           | -         |
| Major Equipment   |                      |                              |                          |                  |              |             |           | -         |
| Other Items of Expense                                    |                      |                              |                          |                  |              |             |           | -         |
| Juror Costs   |                      |                              |                          |                  |              |             |           | -         |
| Other   |                      |                              |                          |                  |              |             |           | -         |
| Debt Service  |                      |                              |                          |                  |              |             |           | -         |
| Court Construction  |                      |                              |                          |                  |              |             |           | -         |
| Distributed Administration &<br>Allocation                |                      |                              |                          |                  |              |             |           | -         |
| Prior Year Expense Adjustment                             |                      |                              |                          |                  |              |             |           | -         |
| <b>TOTAL EXPENDITURES</b>                                 | -                    | -                            | -                        | -                | -            | -           | -         | -         |
| Operating Transfers In (Out)                              |                      |                              |                          |                  |              |             |           | -         |
| <b>Fund Balance (Deficit)</b>                             |                      |                              |                          |                  |              |             |           |           |
| <b>Beginning Balance (Deficit)</b>                        | 698,707              | 991,411                      | -                        | -                | -            | -           | -         | 1,690,118 |
| <b>Ending Balance (Deficit)</b>                           | 698,707              | 991,411                      | -                        | -                | -            | -           | -         | 1,690,118 |

## Current detailed budget projection:

|   | Select Fiscal Year | FUNDS                        |                          |                  |              |             |           |           |
|---|--------------------|------------------------------|--------------------------|------------------|--------------|-------------|-----------|-----------|
| Description   | General            | Special Revenue<br>Non-Grant | Special Revenue<br>Grant | Capital Projects | Debt Service | Proprietary | Fiduciary | TOTAL     |
| <b>REVENUES</b>   |                    |                              |                          |                  |              |             |           |           |
| State Financing Sources                                   |                    |                              |                          |                  |              |             |           | -         |
| Grants  |                    |                              |                          |                  |              |             |           | -         |
| Other Financing Sources                                   |                    |                              |                          |                  |              |             |           | -         |
| <b>TOTAL REVENUES</b>                                     | -                  | -                            | -                        | -                | -            | -           | -         | -         |
| <b>EXPENDITURES</b>                                       |                    |                              |                          |                  |              |             |           |           |
| Salaries  |                    |                              |                          |                  |              |             |           | -         |
| Staff Benefits  |                    |                              |                          |                  |              |             |           | -         |
| General Expense   |                    |                              |                          |                  |              |             |           | -         |
| Printing  |                    |                              |                          |                  |              |             |           | -         |
| Telecommunications  |                    |                              |                          |                  |              |             |           | -         |
| Postage   |                    |                              |                          |                  |              |             |           | -         |
| Insurance   |                    |                              |                          |                  |              |             |           | -         |
| Travel in State   |                    |                              |                          |                  |              |             |           | -         |
| Travel Out of State                                       |                    |                              |                          |                  |              |             |           | -         |
| Training  |                    |                              |                          |                  |              |             |           | -         |
| Security  |                    |                              |                          |                  |              |             |           | -         |
| Facilities Operations                                     |                    |                              |                          |                  |              |             |           | -         |
| Utilities   |                    |                              |                          |                  |              |             |           | -         |
| Contracted Services                                       |                    |                              |                          |                  |              |             |           | -         |
| Consulting and Professional Services<br>- County Provided |                    |                              |                          |                  |              |             |           | -         |
| Information Technology (IT)                               |                    |                              |                          |                  |              |             |           | -         |
| Major Equipment   |                    |                              |                          |                  |              |             |           | -         |
| Other Items of Expense                                    |                    |                              |                          |                  |              |             |           | -         |
| Juror Costs   |                    |                              |                          |                  |              |             |           | -         |
| Other   |                    |                              |                          |                  |              |             |           | -         |
| Debt Service  |                    |                              |                          |                  |              |             |           | -         |
| Court Construction  |                    |                              |                          |                  |              |             |           | -         |
| Distributed Administration &<br>Allocation                |                    |                              |                          |                  |              |             |           | -         |
| Prior Year Expense Adjustment                             |                    |                              |                          |                  |              |             |           | -         |
| <b>TOTAL EXPENDITURES</b>                                 | -                  | -                            | -                        | -                | -            | -           | -         | -         |
| Operating Transfers In (Out)                              |                    |                              |                          |                  |              |             |           | -         |
| <b>Fund Balance (Deficit)</b>                             |                    |                              |                          |                  |              |             |           |           |
| <b>Beginning Balance (Deficit)</b>                        | 698,707            | 991,411                      | -                        | -                | -            | -           | -         | 1,690,118 |
| <b>Ending Balance (Deficit)</b>                           | 698,707            | 991,411                      | -                        | -                | -            | -           | -         | 1,690,118 |

## Current detailed budget projection:

|   | Select Fiscal Year | FUNDS                        |                          |                  |              |             |           |           |
|---|--------------------|------------------------------|--------------------------|------------------|--------------|-------------|-----------|-----------|
| Description   | General            | Special Revenue<br>Non-Grant | Special Revenue<br>Grant | Capital Projects | Debt Service | Proprietary | Fiduciary | TOTAL     |
| <b>REVENUES</b>   |                    |                              |                          |                  |              |             |           |           |
| State Financing Sources                                   |                    |                              |                          |                  |              |             |           | -         |
| Grants  |                    |                              |                          |                  |              |             |           | -         |
| Other Financing Sources                                   |                    |                              |                          |                  |              |             |           | -         |
| <b>TOTAL REVENUES</b>                                     | -                  | -                            | -                        | -                | -            | -           | -         | -         |
| <b>EXPENDITURES</b>                                       |                    |                              |                          |                  |              |             |           |           |
| Salaries  |                    |                              |                          |                  |              |             |           | -         |
| Staff Benefits  |                    |                              |                          |                  |              |             |           | -         |
| General Expense   |                    |                              |                          |                  |              |             |           | -         |
| Printing  |                    |                              |                          |                  |              |             |           | -         |
| Telecommunications  |                    |                              |                          |                  |              |             |           | -         |
| Postage   |                    |                              |                          |                  |              |             |           | -         |
| Insurance   |                    |                              |                          |                  |              |             |           | -         |
| Travel in State   |                    |                              |                          |                  |              |             |           | -         |
| Travel Out of State                                       |                    |                              |                          |                  |              |             |           | -         |
| Training  |                    |                              |                          |                  |              |             |           | -         |
| Security  |                    |                              |                          |                  |              |             |           | -         |
| Facilities Operations                                     |                    |                              |                          |                  |              |             |           | -         |
| Utilities   |                    |                              |                          |                  |              |             |           | -         |
| Contracted Services                                       |                    |                              |                          |                  |              |             |           | -         |
| Consulting and Professional Services<br>- County Provided |                    |                              |                          |                  |              |             |           | -         |
| Information Technology (IT)                               |                    |                              |                          |                  |              |             |           | -         |
| Major Equipment   |                    |                              |                          |                  |              |             |           | -         |
| Other Items of Expense                                    |                    |                              |                          |                  |              |             |           | -         |
| Juror Costs   |                    |                              |                          |                  |              |             |           | -         |
| Other   |                    |                              |                          |                  |              |             |           | -         |
| Debt Service  |                    |                              |                          |                  |              |             |           | -         |
| Court Construction  |                    |                              |                          |                  |              |             |           | -         |
| Distributed Administration &<br>Allocation                |                    |                              |                          |                  |              |             |           | -         |
| Prior Year Expense Adjustment                             |                    |                              |                          |                  |              |             |           | -         |
| <b>TOTAL EXPENDITURES</b>                                 | -                  | -                            | -                        | -                | -            | -           | -         | -         |
| Operating Transfers In (Out)                              |                    |                              |                          |                  |              |             |           | -         |
| <b>Fund Balance (Deficit)</b>                             |                    |                              |                          |                  |              |             |           |           |
| <b>Beginning Balance (Deficit)</b>                        | 698,707            | 991,411                      | -                        | -                | -            | -           | -         | 1,690,118 |
| <b>Ending Balance (Deficit)</b>                           | 698,707            | 991,411                      | -                        | -                | -            | -           | -         | 1,690,118 |

## Current detailed budget projection:

|   | Select Fiscal Year | FUNDS                        |                          |                  |              |             |           |           |
|---|--------------------|------------------------------|--------------------------|------------------|--------------|-------------|-----------|-----------|
| Description   | General            | Special Revenue<br>Non-Grant | Special Revenue<br>Grant | Capital Projects | Debt Service | Proprietary | Fiduciary | TOTAL     |
| <b>REVENUES</b>   |                    |                              |                          |                  |              |             |           |           |
| State Financing Sources                                   |                    |                              |                          |                  |              |             |           | -         |
| Grants  |                    |                              |                          |                  |              |             |           | -         |
| Other Financing Sources                                   |                    |                              |                          |                  |              |             |           | -         |
| <b>TOTAL REVENUES</b>                                     | -                  | -                            | -                        | -                | -            | -           | -         | -         |
| <b>EXPENDITURES</b>                                       |                    |                              |                          |                  |              |             |           |           |
| Salaries  |                    |                              |                          |                  |              |             |           | -         |
| Staff Benefits  |                    |                              |                          |                  |              |             |           | -         |
| General Expense   |                    |                              |                          |                  |              |             |           | -         |
| Printing  |                    |                              |                          |                  |              |             |           | -         |
| Telecommunications  |                    |                              |                          |                  |              |             |           | -         |
| Postage   |                    |                              |                          |                  |              |             |           | -         |
| Insurance   |                    |                              |                          |                  |              |             |           | -         |
| Travel in State   |                    |                              |                          |                  |              |             |           | -         |
| Travel Out of State                                       |                    |                              |                          |                  |              |             |           | -         |
| Training  |                    |                              |                          |                  |              |             |           | -         |
| Security  |                    |                              |                          |                  |              |             |           | -         |
| Facilities Operations                                     |                    |                              |                          |                  |              |             |           | -         |
| Utilities   |                    |                              |                          |                  |              |             |           | -         |
| Contracted Services                                       |                    |                              |                          |                  |              |             |           | -         |
| Consulting and Professional Services<br>- County Provided |                    |                              |                          |                  |              |             |           | -         |
| Information Technology (IT)                               |                    |                              |                          |                  |              |             |           | -         |
| Major Equipment   |                    |                              |                          |                  |              |             |           | -         |
| Other Items of Expense                                    |                    |                              |                          |                  |              |             |           | -         |
| Juror Costs   |                    |                              |                          |                  |              |             |           | -         |
| Other   |                    |                              |                          |                  |              |             |           | -         |
| Debt Service  |                    |                              |                          |                  |              |             |           | -         |
| Court Construction  |                    |                              |                          |                  |              |             |           | -         |
| Distributed Administration &<br>Allocation                |                    |                              |                          |                  |              |             |           | -         |
| Prior Year Expense Adjustment                             |                    |                              |                          |                  |              |             |           | -         |
| <b>TOTAL EXPENDITURES</b>                                 | -                  | -                            | -                        | -                | -            | -           | -         | -         |
| Operating Transfers In (Out)                              |                    |                              |                          |                  |              |             |           | -         |
| <b>Fund Balance (Deficit)</b>                             |                    |                              |                          |                  |              |             |           |           |
| <b>Beginning Balance (Deficit)</b>                        | 698,707            | 991,411                      | -                        | -                | -            | -           | -         | 1,690,118 |
| <b>Ending Balance (Deficit)</b>                           | 698,707            | 991,411                      | -                        | -                | -            | -           | -         | 1,690,118 |



## Identification of all costs, by category and amount, needed to fully implement the project

| Expenses Category |  | Amount           |
|-------------------|--|------------------|
| GL Account        | Description  |                  |
| 900000            | Salaries   |                  |
| 910000            | Staff Benefits   |                  |
| 920001            | General Expense  |                  |
| 924000            | Printing   |                  |
| 925000            | Telecommunications                                     |                  |
| 926000            | Postage  |                  |
| 928000            | Insurance  |                  |
| 929000            | Travel in State  |                  |
| 931000            | Travel Out of State                                    |                  |
| 933000            | Training   |                  |
| 934000            | Security   |                  |
| 935000            | Facilities Operations                                  |                  |
| 936000            | Utilities  |                  |
| 938000            | Contracted Services                                    | 2,000,000        |
| 940000            | Consulting and Professional Services - County Provided |                  |
| 943000            | Information Technology (IT)                            |                  |
| 945000            | Major Equipment  |                  |
| 950000            | Other Items of Expense                                 |                  |
| 972000            | Other  |                  |
| 973000            | Debt Service   |                  |
| 983000            | Court Construction                                     |                  |
| 990000            | Distributed Administration & Allocation                |                  |
| <b>Total</b>      |  | <b>2,000,000</b> |

A specific funding and expenditure schedule identifying the amounts related to the proposal to be contributed and expended, by fiscal year

| Description        | FY 2017-18 ▼ | FY 2018-19 ▼ | FY 2019-20 ▼ | FY 2020-21 ▼ | FY 2021-22 ▼ | FY 2022-23 ▼ | Select Fiscal Year ▼ | Select Fiscal Year ▼ | Total   |
|--------------------|--------------|--------------|--------------|--------------|--------------|--------------|----------------------|----------------------|---------|
| Contribution       | 250,000      | 250,000      | 150,000      | 50,000       | 50,000       | 50,000       |                      |                      | 800,000 |
| Expenditures       |              | 200,000      | 250,000      | 150,000      | 100,000      | 100,000      |                      |                      | 800,000 |
| Cumulative Balance | 250,000      | 300,000      | 200,000      | 100,000      | 50,000       | -            | -                    | -                    | -       |

## A specific funding and expenditure schedule identifying the amounts related to the proposal to be contributed and expended, by fiscal year

Original Request:

| Description        | FY 2017-18 ▼ | FY 2018-19 ▼ | FY 2019-20 ▼ | FY 2020-21 ▼ | FY 2021-22 ▼ | FY 2022-23 ▼ | Select Fiscal Year ▼ | Select Fiscal Year ▼ |  |
|--------------------|--------------|--------------|--------------|--------------|--------------|--------------|----------------------|----------------------|--|
| Contribution       | 250,000      | 250,000      | 150,000      | 50,000       | 50,000       | 50,000       |                      |                      |  |
| Expenditures       |              | 200,000      | 250,000      | 150,000      | 100,000      | 100,000      |                      |                      |  |
| Cumulative Balance | 250,000      | 300,000      | 200,000      | 100,000      | 50,000       | -            | -                    | -                    |  |

Amended request - Oct 2021

| Description        | FY 2017-18 ▼ | FY 2018-19 ▼ | FY 2019-20 ▼ | FY 2020-21 ▼ | FY 2021-22 ▼ | FY 2022-23 ▼ | FY 2023-24 ▼ | FY 2024-25 ▼ |  |
|--------------------|--------------|--------------|--------------|--------------|--------------|--------------|--------------|--------------|--|
| Contribution       | 208,123      | 12,867       | 134,983      | 4,942        | -            | -            | 439,085      | -            |  |
| Expenditures       | -            | -            | 12,781       | 3,249        | -            | 304,459      | -            | 479,511      |  |
| Cumulative Balance | 208,123      | 220,990      | 343,192      | 344,885      | 344,885      | 40,426       | 479,511      | -            |  |

Amended request - Sept 2022

|                    | Year 1       | Year 2       | Year 3       | Year 4       | Year 5       | Year 6       | Year 7       | Year 8       | FY 2025-26<br>Year 9 |
|--------------------|--------------|--------------|--------------|--------------|--------------|--------------|--------------|--------------|----------------------|
| Description        | FY 2017-18 ▼ | FY 2018-19 ▼ | FY 2019-20 ▼ | FY 2020-21 ▼ | FY 2021-22 ▼ | FY 2022-23 ▼ | FY 2023-24 ▼ | FY 2024-25 ▼ | Select Fiscal Year ▼ |
| Contribution       | 208,123      | 12,867       | 134,983      | 4,942        | 300,000      | -            | 300,000      | 150,000      | 150,000              |
| Expenditures       | -            | -            | 12,781       | 3,249        | -            | 304,459      | 340,426      | 450,000      | -                    |
| Cumulative Balance | 208,123      | 220,990      | 343,192      | 344,885      | 644,885      | 340,426      | 300,000      | -            | 150,000              |

|  | Total   |
|--|---------|
|  | 800,000 |
|  | 800,000 |
|  | -       |

|  | Total   |
|--|---------|
|  | 800,000 |
|  | 800,000 |
|  | -       |

FY 2026-27

Year 10

| Select Fiscal Year ▼ | Total     |
|----------------------|-----------|
| 139,085              | 1,400,000 |
| 289,085              | 1,400,000 |
| -                    | -         |

O-411902



**SUPERIOR COURT OF CALIFORNIA**  
**COUNTY OF SAN MATEO**  
400 COUNTY CENTER  
REDWOOD CITY, CA 94063-1655

Attachment X

NEAL I. TANIGUCHI  
COURT EXECUTIVE OFFICER  
CLERK & JURY COMMISSIONER

Tel: (650)261-5030  
Fax: (650)261- 5147

September 08, 2022

John Wordlaw  
Administrative Director  
Judicial Council of California  
455 Golden Gate Avenue  
San Francisco, CA 94102-3688

RE: Amended Application for Funds to be Held in the Trial Court Trust Fund on Behalf of San Mateo Superior Court

Dear Mr. Wordlaw:

Enclosed is the San Mateo Superior Court's completed amended application for funds to be held in the state TCTF on behalf of San Mateo Superior Court. Due to the increase in cost by an estimate of \$488K and expanded scope of the project by an estimate of \$552K. As a result, the total anticipated project cost will be \$2.70 million or more (original request was for \$1.66 million). The court requests that the application be considered for approval by the Judicial Council at its business meeting in January 2023.

If you or your staff have any questions regarding the application, please contact Steven Chang, Finance Director, at [stevenchang@sanmateocourt.org](mailto:stevenchang@sanmateocourt.org).

Sincerely,

Neal Taniguchi  
Court Executive Officer

Cc: Zlatko Theodorovic, Deputy Director, Budget Services, Judicial Council of California

## APPLICATION FOR TCTF FUNDS HELD ON BEHALF OF THE COURT

Please check the type of request:

- ☐ **NEW REQUEST** *(Complete Section I, III, and IV only.)*
- ☒ **AMENDED REQUEST** *(Complete Sections I through IV.)*



### SECTION I: GENERAL INFORMATION

|   |  |  |
|---|--|--|
| <b>SUPERIOR COURT:</b><br>San Mateo   | <b>PERSON AUTHORIZING REQUEST</b> <i>(Presiding Judge or Court Executive Officer):</i><br><b>Neal Taniguchi, Court Executive Officer (CEO)</b>                 |  |
| <b>DATE OF SUBMISSION:</b><br>9/8/2022  | <b>CONTACT PERSON AND CONTACT INFO:</b><br><b>Steven Chang, 650.261.5046, <a href="mailto:stevenchang@sanmateocourt.org">stevenchang@sanmateocourt.org</a></b> | <b>REQUESTED AMOUNT:</b><br><b>\$673,054</b> |
| <b>REASON FOR REQUEST</b> <i>(Please briefly summarize the purpose for this request, including a brief description of the project/proposal. Use attachments if additional space is needed.):</i> <p>To set aside \$1 million that will be due to the County of San Mateo as part of a \$9 million contractual agreement between the Court and the County whereby the County will build 2 new courtrooms, a new traffic clerk office, and a new conference room on the first floor of the Hall of Justice (HOJ), the County will vacate its current space on the first floor of HOJ, and the Court gives up the traffic annex building next to the HOJ in Redwood City so that the County can build a new county office building, which will house the county occupants vacating the HOJ.</p> <p>In addition, \$660,000 will be set aside for furniture, fixtures, and equipment (FF&amp;E) for the new courtrooms, conference room, new traffic clerk office, and remodeled civil clerk office. Under the agreement between the Court and County, the Court also agreed to pay for all FF&amp;E under the project. The amount of \$660,000 is the approximate cost to purchase and install the FF&amp;E.</p> <p><b>Update:</b> The updated estimated total cost of the project is \$2.7 million, an increase of about \$1 million above the original estimate of \$1.66 million. \$488,000 of the total increase is related to estimated cost increases above the original estimated cost of \$660,000 for FFE for 2 new courtrooms, conference room, new traffic clerk office, and remodeled civil clerk office, all on the first floor of the HOJ. \$552,000 of the total increase is related to FFE for a new criminal clerk office in the remaining first floor space currently occupied by IT staff and small claims file room. Specifically, for FY 2022-23, the court wants to contribute \$673,054 out of \$973,054, which is the total amount over the FY 2021-22 fund balance cap. The court plans to contribute \$183,473 in both FY 2023-24 and FY 2024-25 for a total contribution of \$2.7 million.</p> |  |  |

### SECTION II: AMENDED REQUEST CHANGES

#### A. Identify sections and answers amended.

Section IV.D

#### B. Provide a summary of the changes to the request.

Due to a currently estimated 4 year delay in the completion of a new county building, court will not need funding held in trust this fiscal year, 2022-23, but instead will need it in 2023-24, when county occupied space will be vacated, allowing for the court remodel project to begin.

### **SECTION III: TRIAL COURT OPERATIONS AND ACCESS TO JUSTICE**

**A. Explain why the request does not fit within the court's annual operational budget process and the three-year encumbrance term.**

The \$1 million obligation is not due until the county construction project is completed, scheduled for April 2022, which is beyond the current three-year encumbrance term (2018-19, 2019-20, and 2020-21), and could be due later if the project is delayed. The \$660,000 for FFE would not be needed until FY 2021-22, when the project is scheduled to be completed, and not until later if the project is delayed

#### **APPLICATION FOR TCTF FUNDS HELD ON BEHALF OF THE COURT (Continued)**

### **SECTION III (continued): TRIAL COURT OPERATIONS AND ACCESS TO JUSTICE**

**B. How will the request enhance the efficiency and/or effectiveness of court operations, and/or increase the availability of court services and programs?**

The agreement between the court and county will allow the court to consolidate the traffic and small claims courtrooms and traffic clerk office into the Hall of Justice building. The new traffic clerk and remodeled civil clerk offices will be designed for better public access and to reduce wait times for the public.

**C. If a cost efficiency, please provide cost comparison (table template provided).**

**D. Describe the consequences to the court's operations if the court request is not approved.**

If the court's request is not approved, the court's risk of having to make operational cuts that could otherwise be avoided in the future will significantly increase, especially if there are funding cuts in the next 3 or 4 years due to an economic recession.

**E. Describe the consequences to the public and access to justice if the court request is not approved.**

As stated below, if the court's request is not approved, the court's risk of having to make operational cuts in the future that could otherwise be avoided will significantly increase, especially if there are funding cuts in the next 3 or 4 years due to an economic recession. This will likely negatively affect the processing time of cases and service to the public.

**F. What alternatives has the court identified if the request is not approved, and why is holding funding in the TCTF the preferred alternative?**

Encumbering the funds for future use is the only option that does not involve expending the funds for different purposes by June 30, 2019. But, as explained above in Section III A, this is not an option available to the court prior to June 30, 2019. Given the level of monies that the court can set aside and the 1% cap on fund balance, setting aside the monies in the TCTF for at least 3 years is the safest and most prudent option for the court.

### **SECTION IV: FINANCIAL INFORMATION**

Please provide the following (*table template provided for each*):

- A. Three-year history of year-end fund balances, revenues, and expenditures
- B. Current detailed budget projections for the fiscal years the trial court would either be contributing to or receiving distributions from the TCTF fund balance held on the court's behalf
- C. Identification of all costs, by category and amount, needed to fully implement the project
- D. A specific funding and expenditure schedule identifying the amounts to be contributed and expended, by fiscal year



If a cost efficiency, please provide cost comparison

| Status Quo            |  | Select Fiscal Year ▼ | Select Fiscal Year ▼ | Select Fiscal Year ▼ | Select Fiscal Year ▼ |
|-----------------------|--|----------------------|----------------------|----------------------|----------------------|
| GL Account            | Description  | Amount               | Amount               | Amount               | Amount               |
| N/A                   | Dedicated Revenue Stream (if applicable)               |                      |                      |                      |                      |
|                       |  |                      |                      |                      |                      |
| 900000                | Salaries   |                      |                      |                      |                      |
| 910000                | Staff Benefits   |                      |                      |                      |                      |
| 920001                | General Expense  |                      |                      |                      |                      |
| 924000                | Printing   |                      |                      |                      |                      |
| 925000                | Telecommunications                                     |                      |                      |                      |                      |
| 926000                | Postage  |                      |                      |                      |                      |
| 928000                | Insurance  |                      |                      |                      |                      |
| 929000                | Travel in State  |                      |                      |                      |                      |
| 931000                | Travel Out of State                                    |                      |                      |                      |                      |
| 933000                | Training   |                      |                      |                      |                      |
| 934000                | Security   |                      |                      |                      |                      |
| 935000                | Facilities Operations                                  |                      |                      |                      |                      |
| 936000                | Utilities  |                      |                      |                      |                      |
| 938000                | Contracted Services                                    |                      |                      |                      |                      |
| 940000                | Consulting and Professional Services - County Provided |                      |                      |                      |                      |
| 943000                | Information Technology (IT)                            |                      |                      |                      |                      |
| 945000                | Major Equipment  |                      |                      |                      |                      |
| 950000                | Other Items of Expense                                 |                      |                      |                      |                      |
| 972000                | Other  |                      |                      |                      |                      |
| 973000                | Debt Service   |                      |                      |                      |                      |
| 983000                | Court Construction                                     |                      |                      |                      |                      |
| 990000                | Distributed Administration & Allocation                |                      |                      |                      |                      |
| Net Revenue (Expense) |  | -                    | -                    | -                    | -                    |

| Proposed Project      |  |        |        |        |        |
|-----------------------|--|--------|--------|--------|--------|
| GL Account            | Description  | Amount | Amount | Amount | Amount |
| N/A                   | Dedicated Revenue Stream (if applicable)               |        |        |        |        |
|                       |  |        |        |        |        |
| 900000                | Salaries   |        |        |        |        |
| 910000                | Staff Benefits   |        |        |        |        |
| 920001                | General Expense  |        |        |        |        |
| 924000                | Printing   |        |        |        |        |
| 925000                | Telecommunications                                     |        |        |        |        |
| 926000                | Postage  |        |        |        |        |
| 928000                | Insurance  |        |        |        |        |
| 929000                | Travel in State  |        |        |        |        |
| 931000                | Travel Out of State                                    |        |        |        |        |
| 933000                | Training   |        |        |        |        |
| 934000                | Security   |        |        |        |        |
| 935000                | Facilities Operations                                  |        |        |        |        |
| 936000                | Utilities  |        |        |        |        |
| 938000                | Contracted Services                                    |        |        |        |        |
| 940000                | Consulting and Professional Services - County Provided |        |        |        |        |
| 943000                | Information Technology (IT)                            |        |        |        |        |
| 945000                | Major Equipment  |        |        |        |        |
| 950000                | Other Items of Expense                                 |        |        |        |        |
| 972000                | Other  |        |        |        |        |
| 973000                | Debt Service   |        |        |        |        |
| 983000                | Court Construction                                     |        |        |        |        |
| 990000                | Distributed Administration & Allocation                |        |        |        |        |
| Net Revenue (Expense) |  | -      | -      | -      | -      |

|                         |   |   |  |   |
|-------------------------|---|---|--|---|
| Cumulative Cost Savings | - | - |  | - |
|-------------------------|---|---|--|---|

If a cost efficiency, please provide cost comparison

| Status Quo                   |  | Select Fiscal Year ▼ | Select Fiscal Year ▼ | Select Fiscal Year ▼ |
|------------------------------|--|----------------------|----------------------|----------------------|
| GL Account                   | Description  | Amount               | Amount               | Amount               |
| N/A                          | Dedicated Revenue Stream (if applicable)               |                      |                      |                      |
|                              |  |                      |                      |                      |
| 900000                       | Salaries   |                      |                      |                      |
| 910000                       | Staff Benefits   |                      |                      |                      |
| 920001                       | General Expense  |                      |                      |                      |
| 924000                       | Printing   |                      |                      |                      |
| 925000                       | Telecommunications                                     |                      |                      |                      |
| 926000                       | Postage  |                      |                      |                      |
| 928000                       | Insurance  |                      |                      |                      |
| 929000                       | Travel in State  |                      |                      |                      |
| 931000                       | Travel Out of State                                    |                      |                      |                      |
| 933000                       | Training   |                      |                      |                      |
| 934000                       | Security   |                      |                      |                      |
| 935000                       | Facilities Operations                                  |                      |                      |                      |
| 936000                       | Utilities  |                      |                      |                      |
| 938000                       | Contracted Services                                    |                      |                      |                      |
|                              | Consulting and Professional Services - County Provided |                      |                      |                      |
| 940000                       |  |                      |                      |                      |
| 943000                       | Information Technology (IT)                            |                      |                      |                      |
| 945000                       | Major Equipment  |                      |                      |                      |
| 950000                       | Other Items of Expense                                 |                      |                      |                      |
| 972000                       | Other  |                      |                      |                      |
| 973000                       | Debt Service   |                      |                      |                      |
| 983000                       | Court Construction                                     |                      |                      |                      |
| 990000                       | Distributed Administration & Allocation                |                      |                      |                      |
| <b>Net Revenue (Expense)</b> |  | -                    | -                    | -                    |

| Proposed Project             |  |        |        |        |
|------------------------------|--|--------|--------|--------|
| GL Account                   | Description  | Amount | Amount | Amount |
| N/A                          | Dedicated Revenue Stream (if applicable)               |        |        |        |
|                              |  |        |        |        |
| 900000                       | Salaries   |        |        |        |
| 910000                       | Staff Benefits   |        |        |        |
| 920001                       | General Expense  |        |        |        |
| 924000                       | Printing   |        |        |        |
| 925000                       | Telecommunications                                     |        |        |        |
| 926000                       | Postage  |        |        |        |
| 928000                       | Insurance  |        |        |        |
| 929000                       | Travel in State  |        |        |        |
| 931000                       | Travel Out of State                                    |        |        |        |
| 933000                       | Training   |        |        |        |
| 934000                       | Security   |        |        |        |
| 935000                       | Facilities Operations                                  |        |        |        |
| 936000                       | Utilities  |        |        |        |
| 938000                       | Contracted Services                                    |        |        |        |
|                              | Consulting and Professional Services - County Provided |        |        |        |
| 940000                       |  |        |        |        |
| 943000                       | Information Technology (IT)                            |        |        |        |
| 945000                       | Major Equipment  |        |        |        |
| 950000                       | Other Items of Expense                                 |        |        |        |
| 972000                       | Other  |        |        |        |
| 973000                       | Debt Service   |        |        |        |
| 983000                       | Court Construction                                     |        |        |        |
| 990000                       | Distributed Administration & Allocation                |        |        |        |
| <b>Net Revenue (Expense)</b> |  | -      | -      | -      |

|                                |   |  |  |
|--------------------------------|---|--|--|
| <b>Cumulative Cost Savings</b> | - |  |  |
|--------------------------------|---|--|--|

## Prior three-year history of year-end fund balances, revenues, and expenditures

| FY 2015-16 ▼                 | FUNDS            |                              |                          |                  |              |             |           |                   |
|------------------------------|------------------|------------------------------|--------------------------|------------------|--------------|-------------|-----------|-------------------|
| Description                  | General          | Special Revenue<br>Non-Grant | Special Revenue<br>Grant | Capital Projects | Debt Service | Proprietary | Fiduciary | TOTAL             |
| <b>Beginning Balance</b>     | <b>2,549,872</b> | <b>1,491,296</b>             | -                        |                  |              |             |           | <b>4,041,168</b>  |
| Revenues                     | 40,471,299       | 989,482                      | 1,024,440                |                  |              |             |           | <b>42,485,221</b> |
| Expenditures                 | 42,018,078       | 1,259,364                    | 1,158,235                |                  |              |             |           | <b>44,435,677</b> |
| Operating Transfers In (Out) | (244,194)        | 110,399                      | 133,795                  |                  |              |             |           | -                 |
| <b>Ending Fund Balance</b>   | <b>758,899</b>   | <b>1,331,813</b>             | -                        | -                | -            | -           | -         | <b>2,090,712</b>  |

| FY 2016-17 ▼                 | FUNDS            |                              |                          |                  |              |             |           |                   |
|------------------------------|------------------|------------------------------|--------------------------|------------------|--------------|-------------|-----------|-------------------|
| Description                  | General          | Special Revenue<br>Non-Grant | Special Revenue<br>Grant | Capital Projects | Debt Service | Proprietary | Fiduciary | TOTAL             |
| <b>Beginning Balance</b>     | <b>758,899</b>   | <b>1,331,813</b>             | -                        |                  |              |             |           | <b>2,090,712</b>  |
| Revenues                     | 41,076,050       | 909,297                      | 974,471                  |                  |              |             |           | <b>42,959,818</b> |
| Expenditures                 | 39,940,964       | 939,620                      | 1,110,183                |                  |              |             |           | <b>41,990,767</b> |
| Operating Transfers In (Out) | (435,648)        | 299,936                      | 135,712                  |                  |              |             |           | -                 |
| <b>Ending Fund Balance</b>   | <b>1,458,338</b> | <b>1,601,425</b>             | -                        | -                | -            | -           | -         | <b>3,059,763</b>  |

| FY 2017-18 ▼                 | FUNDS            |                              |                          |                  |              |             |           |                   |
|------------------------------|------------------|------------------------------|--------------------------|------------------|--------------|-------------|-----------|-------------------|
| Description                  | General          | Special Revenue<br>Non-Grant | Special Revenue<br>Grant | Capital Projects | Debt Service | Proprietary | Fiduciary | TOTAL             |
| <b>Beginning Balance</b>     | <b>1,458,338</b> | <b>1,601,425</b>             | -                        |                  |              |             |           | <b>3,059,763</b>  |
| Revenues                     | 41,833,116       | 906,439                      | 1,170,996                |                  |              |             |           | <b>43,910,551</b> |
| Expenditures                 | 42,174,167       | 1,151,033                    | 1,248,082                |                  |              |             |           | <b>44,573,282</b> |
| Operating Transfers In (Out) | (102,932)        | 25,846                       | 77,086                   |                  |              |             |           | -                 |
| <b>Ending Fund Balance</b>   | <b>1,014,356</b> | <b>1,382,677</b>             | -                        | -                | -            | -           | -         | <b>2,397,032</b>  |

Current detailed budget projections for the fiscal years the trial court would either be contributing to or receiving distributions from the TCTF fund balance held on the cc

|  | FY 2018-19 |                           | FUNDS                 |                  |              |             |           |            |
|--|------------|---------------------------|-----------------------|------------------|--------------|-------------|-----------|------------|
| Description  | General    | Special Revenue Non-Grant | Special Revenue Grant | Capital Projects | Debt Service | Proprietary | Fiduciary | TOTAL      |
| REVENUES   |            |                           |                       |                  |              |             |           |            |
| State Financing Sources                                | 44,992,795 |                           |                       |                  |              |             |           | 44,992,795 |
| Grants   |            |                           | 2,067,439             |                  |              |             |           | 2,067,439  |
| Other Financing Sources                                | 625,890    | 764,264                   |                       |                  |              |             |           | 1,390,154  |
| TOTAL REVENUES   | 45,618,685 | 764,264                   | 2,067,439             | -                | -            | -           | -         | 48,450,388 |
| EXPENDITURES   |            |                           |                       |                  |              |             |           |            |
| Salaries   | 24,208,870 |                           | 747,035               |                  |              |             |           | 24,955,905 |
| Staff Benefits   | 12,969,617 |                           | 498,024               |                  |              |             |           | 13,467,641 |
| General Expense  | 623,092    | 263,710                   | 25,517                |                  |              |             |           | 912,319    |
| Printing   | 82,060     |                           |                       |                  |              |             |           | 82,060     |
| Telecommunications                                     | 347,255    |                           |                       |                  |              |             |           | 347,255    |
| Postage  | 272,450    |                           |                       |                  |              |             |           | 272,450    |
| Insurance  | 7,550      |                           |                       |                  |              |             |           | 7,550      |
| Travel in State  | 55,452     |                           | 7,300                 |                  |              |             |           | 62,752     |
| Travel Out of State                                    | 900        |                           |                       |                  |              |             |           | 900        |
| Training   | 32,320     |                           | 740                   |                  |              |             |           | 33,060     |
| Security   | 468,827    |                           |                       |                  |              |             |           | 468,827    |
| Facilities Operations                                  | 73,610     |                           |                       |                  |              |             |           | 73,610     |
| Utilities  |            |                           |                       |                  |              |             |           | -          |
| Contracted Services                                    | 2,750,538  | 876,440                   | 922,453               |                  |              |             |           | 4,549,431  |
| Consulting and Professional Services - County Provided | 668,069    | 230,000                   |                       |                  |              |             |           | 898,069    |
| Information Technology (IT)                            | 815,896    | 412,589                   | 6,000                 |                  |              |             |           | 1,234,485  |
| Major Equipment  | 180,830    |                           |                       |                  |              |             |           | 180,830    |
| Other Items of Expense                                 | 11,280     |                           |                       |                  |              |             |           | 11,280     |
| Juror Costs  | 265,000    |                           |                       |                  |              |             |           | 265,000    |
| Other  | 1,000      |                           |                       |                  |              |             |           | 1,000      |
| Debt Service   |            |                           |                       |                  |              |             |           | -          |
| Court Construction                                     |            |                           |                       |                  |              |             |           | -          |
| Distributed Administration & Allocation                |            |                           |                       |                  |              |             |           | -          |
| Prior Year Expense Adjustment                          |            |                           |                       |                  |              |             |           | -          |
| TOTAL EXPENDITURES                                     | 43,834,616 | 1,782,739                 | 2,207,069             | -                | -            | -           | -         | 47,824,424 |
| Operating Transfers In (Out)                           | (145,181)  | 5,551                     | 139,630               |                  |              |             |           | -          |
| Fund Balance (Deficit)                                 |            |                           |                       |                  |              |             |           |            |
| Beginning Balance (Deficit)                            | 1,014,356  | 1,382,677                 |                       |                  |              |             |           | 2,397,032  |
| Ending Balance (Deficit)                               | 2,653,244  | 369,752                   | -                     | -                | -            | -           | -         | 3,022,996  |

## Current detailed budget projection on court's behalf

|   | Select Fiscal Year | FUNDS                        |                          |                  |              |             |           |           |
|---|--------------------|------------------------------|--------------------------|------------------|--------------|-------------|-----------|-----------|
| Description   | General            | Special Revenue<br>Non-Grant | Special Revenue<br>Grant | Capital Projects | Debt Service | Proprietary | Fiduciary | TOTAL     |
| <b>REVENUES</b>   |                    |                              |                          |                  |              |             |           |           |
| State Financing Sources                                   |                    |                              |                          |                  |              |             |           | -         |
| Grants  |                    |                              |                          |                  |              |             |           | -         |
| Other Financing Sources                                   |                    |                              |                          |                  |              |             |           | -         |
| <b>TOTAL REVENUES</b>                                     | -                  | -                            | -                        | -                | -            | -           | -         | -         |
| <b>EXPENDITURES</b>                                       |                    |                              |                          |                  |              |             |           |           |
| Salaries  |                    |                              |                          |                  |              |             |           | -         |
| Staff Benefits  |                    |                              |                          |                  |              |             |           | -         |
| General Expense   |                    |                              |                          |                  |              |             |           | -         |
| Printing  |                    |                              |                          |                  |              |             |           | -         |
| Telecommunications  |                    |                              |                          |                  |              |             |           | -         |
| Postage   |                    |                              |                          |                  |              |             |           | -         |
| Insurance   |                    |                              |                          |                  |              |             |           | -         |
| Travel in State   |                    |                              |                          |                  |              |             |           | -         |
| Travel Out of State                                       |                    |                              |                          |                  |              |             |           | -         |
| Training  |                    |                              |                          |                  |              |             |           | -         |
| Security  |                    |                              |                          |                  |              |             |           | -         |
| Facilities Operations                                     |                    |                              |                          |                  |              |             |           | -         |
| Utilities   |                    |                              |                          |                  |              |             |           | -         |
| Contracted Services                                       |                    |                              |                          |                  |              |             |           | -         |
| Consulting and Professional Services<br>- County Provided |                    |                              |                          |                  |              |             |           | -         |
| Information Technology (IT)                               |                    |                              |                          |                  |              |             |           | -         |
| Major Equipment   |                    |                              |                          |                  |              |             |           | -         |
| Other Items of Expense                                    |                    |                              |                          |                  |              |             |           | -         |
| Juror Costs   |                    |                              |                          |                  |              |             |           | -         |
| Other   |                    |                              |                          |                  |              |             |           | -         |
| Debt Service  |                    |                              |                          |                  |              |             |           | -         |
| Court Construction  |                    |                              |                          |                  |              |             |           | -         |
| Distributed Administration &<br>Allocation                |                    |                              |                          |                  |              |             |           | -         |
| Prior Year Expense Adjustment                             |                    |                              |                          |                  |              |             |           | -         |
| <b>TOTAL EXPENDITURES</b>                                 | -                  | -                            | -                        | -                | -            | -           | -         | -         |
| Operating Transfers In (Out)                              |                    |                              |                          |                  |              |             |           | -         |
| <b>Fund Balance (Deficit)</b>                             |                    |                              |                          |                  |              |             |           |           |
| <b>Beginning Balance (Deficit)</b>                        | 2,653,244          | 369,752                      | -                        | -                | -            | -           | -         | 3,022,996 |
| <b>Ending Balance (Deficit)</b>                           | 2,653,244          | 369,752                      | -                        | -                | -            | -           | -         | 3,022,996 |

## Current detailed budget projection:

|   | Select Fiscal Year | FUNDS                        |                          |                  |              |             |           |           |
|---|--------------------|------------------------------|--------------------------|------------------|--------------|-------------|-----------|-----------|
| Description   | General            | Special Revenue<br>Non-Grant | Special Revenue<br>Grant | Capital Projects | Debt Service | Proprietary | Fiduciary | TOTAL     |
| <b>REVENUES</b>   |                    |                              |                          |                  |              |             |           |           |
| State Financing Sources                                   |                    |                              |                          |                  |              |             |           | -         |
| Grants  |                    |                              |                          |                  |              |             |           | -         |
| Other Financing Sources                                   |                    |                              |                          |                  |              |             |           | -         |
| <b>TOTAL REVENUES</b>                                     | -                  | -                            | -                        | -                | -            | -           | -         | -         |
| <b>EXPENDITURES</b>                                       |                    |                              |                          |                  |              |             |           |           |
| Salaries  |                    |                              |                          |                  |              |             |           | -         |
| Staff Benefits  |                    |                              |                          |                  |              |             |           | -         |
| General Expense   |                    |                              |                          |                  |              |             |           | -         |
| Printing  |                    |                              |                          |                  |              |             |           | -         |
| Telecommunications  |                    |                              |                          |                  |              |             |           | -         |
| Postage   |                    |                              |                          |                  |              |             |           | -         |
| Insurance   |                    |                              |                          |                  |              |             |           | -         |
| Travel in State   |                    |                              |                          |                  |              |             |           | -         |
| Travel Out of State                                       |                    |                              |                          |                  |              |             |           | -         |
| Training  |                    |                              |                          |                  |              |             |           | -         |
| Security  |                    |                              |                          |                  |              |             |           | -         |
| Facilities Operations                                     |                    |                              |                          |                  |              |             |           | -         |
| Utilities   |                    |                              |                          |                  |              |             |           | -         |
| Contracted Services                                       |                    |                              |                          |                  |              |             |           | -         |
| Consulting and Professional Services<br>- County Provided |                    |                              |                          |                  |              |             |           | -         |
| Information Technology (IT)                               |                    |                              |                          |                  |              |             |           | -         |
| Major Equipment   |                    |                              |                          |                  |              |             |           | -         |
| Other Items of Expense                                    |                    |                              |                          |                  |              |             |           | -         |
| Juror Costs   |                    |                              |                          |                  |              |             |           | -         |
| Other   |                    |                              |                          |                  |              |             |           | -         |
| Debt Service  |                    |                              |                          |                  |              |             |           | -         |
| Court Construction  |                    |                              |                          |                  |              |             |           | -         |
| Distributed Administration &<br>Allocation                |                    |                              |                          |                  |              |             |           | -         |
| Prior Year Expense Adjustment                             |                    |                              |                          |                  |              |             |           | -         |
| <b>TOTAL EXPENDITURES</b>                                 | -                  | -                            | -                        | -                | -            | -           | -         | -         |
| Operating Transfers In (Out)                              |                    |                              |                          |                  |              |             |           | -         |
| <b>Fund Balance (Deficit)</b>                             |                    |                              |                          |                  |              |             |           |           |
| <b>Beginning Balance (Deficit)</b>                        | 2,653,244          | 369,752                      | -                        | -                | -            | -           | -         | 3,022,996 |
| <b>Ending Balance (Deficit)</b>                           | 2,653,244          | 369,752                      | -                        | -                | -            | -           | -         | 3,022,996 |

## Current detailed budget projection:

|   | Select Fiscal Year | FUNDS                        |                          |                  |              |             |           |           |
|---|--------------------|------------------------------|--------------------------|------------------|--------------|-------------|-----------|-----------|
| Description   | General            | Special Revenue<br>Non-Grant | Special Revenue<br>Grant | Capital Projects | Debt Service | Proprietary | Fiduciary | TOTAL     |
| <b>REVENUES</b>   |                    |                              |                          |                  |              |             |           |           |
| State Financing Sources                                   |                    |                              |                          |                  |              |             |           | -         |
| Grants  |                    |                              |                          |                  |              |             |           | -         |
| Other Financing Sources                                   |                    |                              |                          |                  |              |             |           | -         |
| <b>TOTAL REVENUES</b>                                     | -                  | -                            | -                        | -                | -            | -           | -         | -         |
| <b>EXPENDITURES</b>                                       |                    |                              |                          |                  |              |             |           |           |
| Salaries  |                    |                              |                          |                  |              |             |           | -         |
| Staff Benefits  |                    |                              |                          |                  |              |             |           | -         |
| General Expense   |                    |                              |                          |                  |              |             |           | -         |
| Printing  |                    |                              |                          |                  |              |             |           | -         |
| Telecommunications  |                    |                              |                          |                  |              |             |           | -         |
| Postage   |                    |                              |                          |                  |              |             |           | -         |
| Insurance   |                    |                              |                          |                  |              |             |           | -         |
| Travel in State   |                    |                              |                          |                  |              |             |           | -         |
| Travel Out of State                                       |                    |                              |                          |                  |              |             |           | -         |
| Training  |                    |                              |                          |                  |              |             |           | -         |
| Security  |                    |                              |                          |                  |              |             |           | -         |
| Facilities Operations                                     |                    |                              |                          |                  |              |             |           | -         |
| Utilities   |                    |                              |                          |                  |              |             |           | -         |
| Contracted Services                                       |                    |                              |                          |                  |              |             |           | -         |
| Consulting and Professional Services<br>- County Provided |                    |                              |                          |                  |              |             |           | -         |
| Information Technology (IT)                               |                    |                              |                          |                  |              |             |           | -         |
| Major Equipment   |                    |                              |                          |                  |              |             |           | -         |
| Other Items of Expense                                    |                    |                              |                          |                  |              |             |           | -         |
| Juror Costs   |                    |                              |                          |                  |              |             |           | -         |
| Other   |                    |                              |                          |                  |              |             |           | -         |
| Debt Service  |                    |                              |                          |                  |              |             |           | -         |
| Court Construction  |                    |                              |                          |                  |              |             |           | -         |
| Distributed Administration &<br>Allocation                |                    |                              |                          |                  |              |             |           | -         |
| Prior Year Expense Adjustment                             |                    |                              |                          |                  |              |             |           | -         |
| <b>TOTAL EXPENDITURES</b>                                 | -                  | -                            | -                        | -                | -            | -           | -         | -         |
| Operating Transfers In (Out)                              |                    |                              |                          |                  |              |             |           | -         |
| <b>Fund Balance (Deficit)</b>                             |                    |                              |                          |                  |              |             |           |           |
| <b>Beginning Balance (Deficit)</b>                        | 2,653,244          | 369,752                      | -                        | -                | -            | -           | -         | 3,022,996 |
| <b>Ending Balance (Deficit)</b>                           | 2,653,244          | 369,752                      | -                        | -                | -            | -           | -         | 3,022,996 |

## Current detailed budget projection:

|   | Select Fiscal Year | FUNDS                        |                          |                  |              |             |           |           |
|---|--------------------|------------------------------|--------------------------|------------------|--------------|-------------|-----------|-----------|
| Description   | General            | Special Revenue<br>Non-Grant | Special Revenue<br>Grant | Capital Projects | Debt Service | Proprietary | Fiduciary | TOTAL     |
| <b>REVENUES</b>   |                    |                              |                          |                  |              |             |           |           |
| State Financing Sources                                   |                    |                              |                          |                  |              |             |           | -         |
| Grants  |                    |                              |                          |                  |              |             |           | -         |
| Other Financing Sources                                   |                    |                              |                          |                  |              |             |           | -         |
| <b>TOTAL REVENUES</b>                                     | -                  | -                            | -                        | -                | -            | -           | -         | -         |
| <b>EXPENDITURES</b>                                       |                    |                              |                          |                  |              |             |           |           |
| Salaries  |                    |                              |                          |                  |              |             |           | -         |
| Staff Benefits  |                    |                              |                          |                  |              |             |           | -         |
| General Expense   |                    |                              |                          |                  |              |             |           | -         |
| Printing  |                    |                              |                          |                  |              |             |           | -         |
| Telecommunications  |                    |                              |                          |                  |              |             |           | -         |
| Postage   |                    |                              |                          |                  |              |             |           | -         |
| Insurance   |                    |                              |                          |                  |              |             |           | -         |
| Travel in State   |                    |                              |                          |                  |              |             |           | -         |
| Travel Out of State                                       |                    |                              |                          |                  |              |             |           | -         |
| Training  |                    |                              |                          |                  |              |             |           | -         |
| Security  |                    |                              |                          |                  |              |             |           | -         |
| Facilities Operations                                     |                    |                              |                          |                  |              |             |           | -         |
| Utilities   |                    |                              |                          |                  |              |             |           | -         |
| Contracted Services                                       |                    |                              |                          |                  |              |             |           | -         |
| Consulting and Professional Services<br>- County Provided |                    |                              |                          |                  |              |             |           | -         |
| Information Technology (IT)                               |                    |                              |                          |                  |              |             |           | -         |
| Major Equipment   |                    |                              |                          |                  |              |             |           | -         |
| Other Items of Expense                                    |                    |                              |                          |                  |              |             |           | -         |
| Juror Costs   |                    |                              |                          |                  |              |             |           | -         |
| Other   |                    |                              |                          |                  |              |             |           | -         |
| Debt Service  |                    |                              |                          |                  |              |             |           | -         |
| Court Construction  |                    |                              |                          |                  |              |             |           | -         |
| Distributed Administration &<br>Allocation                |                    |                              |                          |                  |              |             |           | -         |
| Prior Year Expense Adjustment                             |                    |                              |                          |                  |              |             |           | -         |
| <b>TOTAL EXPENDITURES</b>                                 | -                  | -                            | -                        | -                | -            | -           | -         | -         |
| Operating Transfers In (Out)                              |                    |                              |                          |                  |              |             |           | -         |
| <b>Fund Balance (Deficit)</b>                             |                    |                              |                          |                  |              |             |           |           |
| <b>Beginning Balance (Deficit)</b>                        | 2,653,244          | 369,752                      | -                        | -                | -            | -           | -         | 3,022,996 |
| <b>Ending Balance (Deficit)</b>                           | 2,653,244          | 369,752                      | -                        | -                | -            | -           | -         | 3,022,996 |



## Current detailed budget projection:

|   | Select Fiscal Year ▼ | FUNDS                     |                       |                  |              |             |           |           |
|---|----------------------|---------------------------|-----------------------|------------------|--------------|-------------|-----------|-----------|
| Description   | General              | Special Revenue Non-Grant | Special Revenue Grant | Capital Projects | Debt Service | Proprietary | Fiduciary | TOTAL     |
| <b>REVENUES</b>   |                      |                           |                       |                  |              |             |           |           |
| State Financing Sources                                   |                      |                           |                       |                  |              |             |           | -         |
| Grants  |                      |                           |                       |                  |              |             |           | -         |
| Other Financing Sources                                   |                      |                           |                       |                  |              |             |           | -         |
| <b>TOTAL REVENUES</b>                                     | -                    | -                         | -                     | -                | -            | -           | -         | -         |
| <b>EXPENDITURES</b>                                       |                      |                           |                       |                  |              |             |           |           |
| Salaries  |                      |                           |                       |                  |              |             |           | -         |
| Staff Benefits  |                      |                           |                       |                  |              |             |           | -         |
| General Expense   |                      |                           |                       |                  |              |             |           | -         |
| Printing  |                      |                           |                       |                  |              |             |           | -         |
| Telecommunications  |                      |                           |                       |                  |              |             |           | -         |
| Postage   |                      |                           |                       |                  |              |             |           | -         |
| Insurance   |                      |                           |                       |                  |              |             |           | -         |
| Travel in State   |                      |                           |                       |                  |              |             |           | -         |
| Travel Out of State                                       |                      |                           |                       |                  |              |             |           | -         |
| Training  |                      |                           |                       |                  |              |             |           | -         |
| Security  |                      |                           |                       |                  |              |             |           | -         |
| Facilities Operations                                     |                      |                           |                       |                  |              |             |           | -         |
| Utilities   |                      |                           |                       |                  |              |             |           | -         |
| Contracted Services                                       |                      |                           |                       |                  |              |             |           | -         |
| Consulting and Professional Services<br>- County Provided |                      |                           |                       |                  |              |             |           | -         |
| Information Technology (IT)                               |                      |                           |                       |                  |              |             |           | -         |
| Major Equipment   |                      |                           |                       |                  |              |             |           | -         |
| Other Items of Expense                                    |                      |                           |                       |                  |              |             |           | -         |
| Juror Costs   |                      |                           |                       |                  |              |             |           | -         |
| Other   |                      |                           |                       |                  |              |             |           | -         |
| Debt Service  |                      |                           |                       |                  |              |             |           | -         |
| Court Construction  |                      |                           |                       |                  |              |             |           | -         |
| Distributed Administration &<br>Allocation                |                      |                           |                       |                  |              |             |           | -         |
| Prior Year Expense Adjustment                             |                      |                           |                       |                  |              |             |           | -         |
| <b>TOTAL EXPENDITURES</b>                                 | -                    | -                         | -                     | -                | -            | -           | -         | -         |
| Operating Transfers In (Out)                              |                      |                           |                       |                  |              |             |           | -         |
| <b>Fund Balance (Deficit)</b>                             |                      |                           |                       |                  |              |             |           |           |
| <b>Beginning Balance (Deficit)</b>                        | 2,653,244            | 369,752                   | -                     | -                | -            | -           | -         | 3,022,996 |
| <b>Ending Balance (Deficit)</b>                           | 2,653,244            | 369,752                   | -                     | -                | -            | -           | -         | 3,022,996 |

## Current detailed budget projection:

|   | Select Fiscal Year | FUNDS                        |                          |                  |              |             |           |           |
|---|--------------------|------------------------------|--------------------------|------------------|--------------|-------------|-----------|-----------|
| Description   | General            | Special Revenue<br>Non-Grant | Special Revenue<br>Grant | Capital Projects | Debt Service | Proprietary | Fiduciary | TOTAL     |
| <b>REVENUES</b>   |                    |                              |                          |                  |              |             |           |           |
| State Financing Sources                                   |                    |                              |                          |                  |              |             |           | -         |
| Grants  |                    |                              |                          |                  |              |             |           | -         |
| Other Financing Sources                                   |                    |                              |                          |                  |              |             |           | -         |
| <b>TOTAL REVENUES</b>                                     | -                  | -                            | -                        | -                | -            | -           | -         | -         |
| <b>EXPENDITURES</b>                                       |                    |                              |                          |                  |              |             |           |           |
| Salaries  |                    |                              |                          |                  |              |             |           | -         |
| Staff Benefits  |                    |                              |                          |                  |              |             |           | -         |
| General Expense   |                    |                              |                          |                  |              |             |           | -         |
| Printing  |                    |                              |                          |                  |              |             |           | -         |
| Telecommunications  |                    |                              |                          |                  |              |             |           | -         |
| Postage   |                    |                              |                          |                  |              |             |           | -         |
| Insurance   |                    |                              |                          |                  |              |             |           | -         |
| Travel in State   |                    |                              |                          |                  |              |             |           | -         |
| Travel Out of State                                       |                    |                              |                          |                  |              |             |           | -         |
| Training  |                    |                              |                          |                  |              |             |           | -         |
| Security  |                    |                              |                          |                  |              |             |           | -         |
| Facilities Operations                                     |                    |                              |                          |                  |              |             |           | -         |
| Utilities   |                    |                              |                          |                  |              |             |           | -         |
| Contracted Services                                       |                    |                              |                          |                  |              |             |           | -         |
| Consulting and Professional Services<br>- County Provided |                    |                              |                          |                  |              |             |           | -         |
| Information Technology (IT)                               |                    |                              |                          |                  |              |             |           | -         |
| Major Equipment   |                    |                              |                          |                  |              |             |           | -         |
| Other Items of Expense                                    |                    |                              |                          |                  |              |             |           | -         |
| Juror Costs   |                    |                              |                          |                  |              |             |           | -         |
| Other   |                    |                              |                          |                  |              |             |           | -         |
| Debt Service  |                    |                              |                          |                  |              |             |           | -         |
| Court Construction  |                    |                              |                          |                  |              |             |           | -         |
| Distributed Administration &<br>Allocation                |                    |                              |                          |                  |              |             |           | -         |
| Prior Year Expense Adjustment                             |                    |                              |                          |                  |              |             |           | -         |
| <b>TOTAL EXPENDITURES</b>                                 | -                  | -                            | -                        | -                | -            | -           | -         | -         |
| Operating Transfers In (Out)                              |                    |                              |                          |                  |              |             |           | -         |
| <b>Fund Balance (Deficit)</b>                             |                    |                              |                          |                  |              |             |           |           |
| <b>Beginning Balance (Deficit)</b>                        | 2,653,244          | 369,752                      | -                        | -                | -            | -           | -         | 3,022,996 |
| <b>Ending Balance (Deficit)</b>                           | 2,653,244          | 369,752                      | -                        | -                | -            | -           | -         | 3,022,996 |

## Current detailed budget projection:

|   | Select Fiscal Year ▼ | FUNDS                     |                       |                  |              |             |           |           |
|---|----------------------|---------------------------|-----------------------|------------------|--------------|-------------|-----------|-----------|
| Description   | General              | Special Revenue Non-Grant | Special Revenue Grant | Capital Projects | Debt Service | Proprietary | Fiduciary | TOTAL     |
| <b>REVENUES</b>   |                      |                           |                       |                  |              |             |           |           |
| State Financing Sources                                   |                      |                           |                       |                  |              |             |           | -         |
| Grants  |                      |                           |                       |                  |              |             |           | -         |
| Other Financing Sources                                   |                      |                           |                       |                  |              |             |           | -         |
| <b>TOTAL REVENUES</b>                                     | -                    | -                         | -                     | -                | -            | -           | -         | -         |
| <b>EXPENDITURES</b>                                       |                      |                           |                       |                  |              |             |           |           |
| Salaries  |                      |                           |                       |                  |              |             |           | -         |
| Staff Benefits  |                      |                           |                       |                  |              |             |           | -         |
| General Expense   |                      |                           |                       |                  |              |             |           | -         |
| Printing  |                      |                           |                       |                  |              |             |           | -         |
| Telecommunications  |                      |                           |                       |                  |              |             |           | -         |
| Postage   |                      |                           |                       |                  |              |             |           | -         |
| Insurance   |                      |                           |                       |                  |              |             |           | -         |
| Travel in State   |                      |                           |                       |                  |              |             |           | -         |
| Travel Out of State                                       |                      |                           |                       |                  |              |             |           | -         |
| Training  |                      |                           |                       |                  |              |             |           | -         |
| Security  |                      |                           |                       |                  |              |             |           | -         |
| Facilities Operations                                     |                      |                           |                       |                  |              |             |           | -         |
| Utilities   |                      |                           |                       |                  |              |             |           | -         |
| Contracted Services                                       |                      |                           |                       |                  |              |             |           | -         |
| Consulting and Professional Services<br>- County Provided |                      |                           |                       |                  |              |             |           | -         |
| Information Technology (IT)                               |                      |                           |                       |                  |              |             |           | -         |
| Major Equipment   |                      |                           |                       |                  |              |             |           | -         |
| Other Items of Expense                                    |                      |                           |                       |                  |              |             |           | -         |
| Juror Costs   |                      |                           |                       |                  |              |             |           | -         |
| Other   |                      |                           |                       |                  |              |             |           | -         |
| Debt Service  |                      |                           |                       |                  |              |             |           | -         |
| Court Construction  |                      |                           |                       |                  |              |             |           | -         |
| Distributed Administration &<br>Allocation                |                      |                           |                       |                  |              |             |           | -         |
| Prior Year Expense Adjustment                             |                      |                           |                       |                  |              |             |           | -         |
| <b>TOTAL EXPENDITURES</b>                                 | -                    | -                         | -                     | -                | -            | -           | -         | -         |
| Operating Transfers In (Out)                              |                      |                           |                       |                  |              |             |           | -         |
| <b>Fund Balance (Deficit)</b>                             |                      |                           |                       |                  |              |             |           |           |
| <b>Beginning Balance (Deficit)</b>                        | 2,653,244            | 369,752                   | -                     | -                | -            | -           | -         | 3,022,996 |
| <b>Ending Balance (Deficit)</b>                           | 2,653,244            | 369,752                   | -                     | -                | -            | -           | -         | 3,022,996 |

## Identification of all costs, by category and amount, needed to fully implement the project

| Expenses Category |  | Amount           |
|-------------------|--|------------------|
| GL Account        | Description  |                  |
| 900000            | Salaries   |                  |
| 910000            | Staff Benefits   |                  |
| 920001            | General Expense  | 630,000          |
| 924000            | Printing   |                  |
| 925000            | Telecommunications                                     |                  |
| 926000            | Postage  |                  |
| 928000            | Insurance  |                  |
| 929000            | Travel in State  |                  |
| 931000            | Travel Out of State                                    |                  |
| 933000            | Training   |                  |
| 934000            | Security   |                  |
| 935000            | Facilities Operations                                  |                  |
| 936000            | Utilities  |                  |
| 938000            | Contracted Services                                    | 30,000           |
| 940000            | Consulting and Professional Services - County Provided |                  |
| 943000            | Information Technology (IT)                            |                  |
| 945000            | Major Equipment  |                  |
| 950000            | Other Items of Expense                                 | 1,000,000        |
| 972000            | Other  |                  |
| 973000            | Debt Service   |                  |
| 983000            | Court Construction                                     |                  |
| 990000            | Distributed Administration & Allocation                |                  |
| <b>Total</b>      |  | <b>1,660,000</b> |

A specific funding and expenditure schedule identifying the amounts related to the proposal to be contributed and expended, by fiscal year

| Description        | FY 2018-19 ▼ | FY 2019-20 ▼ | FY 2020-21 ▼ | FY 2021-22 ▼ | Select Fiscal Year ▼ | Select Fiscal Year ▼ | Select Fiscal Year ▼ | Select Fiscal Year ▼ | Total     |
|--------------------|--------------|--------------|--------------|--------------|----------------------|----------------------|----------------------|----------------------|-----------|
| Contribution       | 1,660,000    | -            | -            | -            |                      |                      |                      |                      | 1,660,000 |
| Expenditures       | -            | -            | -            | 1,660,000    |                      |                      |                      |                      | 1,660,000 |
| Cumulative Balance | 1,660,000    | 1,660,000    | 1,660,000    | -            | -                    | -                    | -                    | -                    | -         |

## A specific funding and expenditure schedule identifying the amounts related to the proposal to be contributed and expended, by fiscal year

Original Request:

| Description        | FY 2018-19 ▼ | FY 2019-20 ▼ | FY 2020-21 ▼ | FY 2021-22 ▼ | Select Fiscal Year ▼ | Select Fiscal Year ▼ | Select Fiscal Year ▼ | Select Fiscal Year ▼ | Total     |
|--------------------|--------------|--------------|--------------|--------------|----------------------|----------------------|----------------------|----------------------|-----------|
| Contribution       | 1,660,000    |              |              |              |                      |                      |                      |                      | 1,660,000 |
| Expenditures       |              |              |              | 1,660,000    |                      |                      |                      |                      | 1,660,000 |
| Cumulative Balance | 1,660,000    | 1,660,000    | 1,660,000    | -            | -                    | -                    | -                    | -                    | -         |

Amended request

| Description        | FY 2018-19 ▼ | FY 2019-20 ▼ | FY 2020-21 ▼ | FY 2021-22 ▼ | FY 2022-23 ▼ | FY 2023-24 ▼ | FY 2024-25 ▼ | Select Fiscal Year ▼ | Total     |
|--------------------|--------------|--------------|--------------|--------------|--------------|--------------|--------------|----------------------|-----------|
| Contribution       | 1,660,000    | -            | -            | 673,054      | -            | 183,473      | 183,473      | -                    | 2,700,000 |
| Expenditures       | -            | -            | -            | 1,660,000    | -            | 673,054      | 183,473      | 183,473              | 2,700,000 |
| Cumulative Balance | 1,660,000    | 1,660,000    | 1,660,000    | 673,054      | 673,054      | 183,473      | 183,473      | -                    | -         |

## ***Summary of Recommended Process, Criteria, and Required Information for Trial Court Trust Fund Fund Balance Held on Behalf of the Courts***

### **Recommended Process for Trial Court Trust Fund Fund Balance Held on Behalf of the Courts**

1. Trial Court Trust Fund fund balance will be held on behalf of trial courts only for expenditures or projects that cannot be funded by a court's annual budget or three-year encumbrance term and that require multiyear savings to implement.
  - a. Categories or activities include, but are not limited to:
    - i) Projects that extend beyond the original planned three-year term process such as expenses related to the delayed opening of new facilities or delayed deployment of new information systems;
    - ii) Technology improvements or infrastructure such as installing a local data center, data center equipment replacement, case management system deployment, converting to a VoIP telephone system, desktop computer replacement, and replacement of backup emergency power systems;
    - iii) Facilities maintenance and repair allowed under rule 10.810 of the California Rules of Court such as flooring replacement and renovation as well as professional facilities maintenance equipment;
    - iv) Court efficiencies projects such as online and smart forms for court users and RFID systems for tracking case files; and
    - v) Other court infrastructure projects such as vehicle replacement and copymachine replacement.
2. The submission, review, and approval process is as follows:
  - a. All requests will be submitted to the Judicial Council for consideration.
  - b. Requests will be submitted to the *director of Budget Services* by the court's presiding judge or court executive officer.
  - c. *Budget Services* staff will review the request, ask the court to provide any missing or incomplete information, draft a preliminary report, share the preliminary report with the court for its comments, revise as necessary, and issue the report to the *Fiscal Planning Subcommittee* of the Trial Court Budget Advisory Committee (TCBAC); the *subcommittee* will meet to review the request, hear any presentation of the court representative, and ask questions of the representative if one participates on behalf of the court; and *Budget Services* office staff will issue a final report on behalf of the *subcommittee* for the council.
  - d. The final report to the *subcommittee* and the Judicial Council will be provided to the requesting court before the report is made publicly available on the California Courts website.
  - e. The court may send a representative to the *subcommittee* and Judicial Council meetings to present its request and respond to questions.

3. To be considered at a scheduled Judicial Council business meeting, requests must be submitted to the *director of Budget Services* at least 40 business days (approximately eight weeks) before that business meeting.
4. The Judicial Council may consider including appropriate terms and conditions that courts must accept for the council to approve designating TCTF fund balance on the court's behalf.
  - a. Failure to comply with the terms and conditions would result in the immediate change in the designation of the related TCTF fund balance from restricted to unrestricted and no longer held on behalf of the court unless the council specifies an alternative action.
5. Approved requests that courts subsequently determine need to be revised to reflect a change (1) in the amounts by year to be distributed to the court for the planned annual expenditures and/or encumbrances, (2) in the total amount of the planned expenditures, or (3) of more than 10 percent of the total request among the categories of expense will need to be amended and resubmitted following the submission, review, and approval process discussed in 1–3 above.
  - a. Denied revised requests will result in the immediate change in the designation of the related TCTF fund balance from restricted to unrestricted and no longer held on behalf of the court unless the council specifies an alternative action.
6. Approved requests that courts subsequently determine have a change in purpose will need to be amended and resubmitted following the submission, review, and approval process discussed in 1–3 above, along with a request that the TCTF funds held on behalf of the court for the previously approved request continue to be held on behalf of the court for this new purpose.
  - a. Denied new requests tied to previously approved requests will result in the immediate change in the designation of the related TCTF fund balance from restricted to unrestricted and no longer held on behalf of the court unless the council specifies an alternative action.
7. Courts are required to report to the Trial Court Budget Advisory Committee annually on the status of the project or planned expenditure if not yet complete, and how the funds were expended for completed projects and planned expenditures.
8. As part of the courts' audits in the scope of the normal audit cycle, a review of any funds that were held on behalf of the courts will be made to confirm that they were used for their stated approved purpose.



## **Recommended Criteria for Eligibility for TCTF Fund Balance Held on Behalf of the Courts**

TCTF fund balance will be held on behalf of the trial courts only for expenditures or projects that cannot be funded by the court's annual budget or three-year encumbrance term and that require multiyear savings to implement.

## **Recommended Information Required to Be Provided by Trial Courts for TCTF Fund Balance Held on Behalf of the Courts**

Below is the information required to be provided by trial courts on the *Application for TCTF Funds Held on Behalf of the Court*:

### **SECTION I**

#### **General Information**

- Superior court
- Date of submission
- Person authorizing the request
- Contact person and contact information
- Time period covered by the request (includes contribution and expenditure)
- Requested amount
- A description providing a brief summary of the request

### **SECTION II**

#### **Amended Request Changes**

- Sections and answers amended
- A summary of changes to request

### **SECTION III**

#### **Trial Court Operations and Access to Justice**

- An explanation as to why the request does not fit within the court's annual operational budget process and the three-year encumbrance term
- A description of how the request will enhance the efficiency and/or effectiveness of court operations, and/or increase the availability of court services and programs
- If a cost efficiency, cost comparison (*table template provided*)
- A description of the consequences to the court's operations if the court request is not approved
- A description of the consequences to the public and access to justice if the court request is not approved
- The alternatives that the court has identified if the request is not approved, and the reason why holding funding in the TCTF is the preferred alternative

**SECTION IV****Financial Information**

- Three-year history of year-end fund balances, revenues, and expenditures (*table template provided*)
- Current detailed budget projections for the fiscal years during which the trial court would either be contributing to the TCTF fund balance held on the court's behalf or receiving distributions from the TCTF fund balance held on the court's behalf (*table template provided*)
- Identification of all costs, by category and amount, needed to fully implement the project (*table template provided*)
- A specific funding and expenditure schedule identifying the amounts to be contributed and expended, by fiscal year (*table template provided*)