



JUDICIAL COUNCIL OF CALIFORNIA

455 Golden Gate Avenue · San Francisco, California 94102-3688

www.courts.ca.gov

REPORT TO THE JUDICIAL COUNCIL

For business meeting on June 23–24, 2016

Title

Judicial Council Report to the Legislature:
Fiscal Year 2014–2015 Expenditures of the
Trial Court Interpreters Program

Agenda Item Type

Action Required

Effective Date

June 24, 2016

Rules, Forms, Standards, or Statutes Affected

None

Date of Report

June 10, 2016

Recommended by

Judicial Council staff
Catharine Price, Supervisor
Court Interpreters Program,
Court Operations Services

Contact

Sonia Sierra Wolf, 415-865-4288
sonia.sierrawolf@jud.ca.gov

Executive Summary

The Judicial Council's Court Interpreters Program, Court Operations Services, recommends approving the annual report on trial court interpreter expenditures for submission to the Legislature and the Department of Finance. This report is required by the Budget Act of 2014.

Recommendation

The Judicial Council's Court Interpreters Program, Court Operations Services, respectfully recommends that the Judicial Council, effective June 23, 2016:

1. Approve the report to the Legislature summarizing the fiscal year 2014–2015 trial court interpreter expenditures as per the requirements of the Budget Act of 2014 (Stats. 2014, ch. 25); and
2. Direct staff to submit the report to the Legislature and the Department of Finance.

Previous Council Action

At the Judicial Council business meeting on February 19, 2015, the Judicial Council approved the *Trial Court Interpreters Program Expenditure Report for Fiscal Year 2013–2014* for submission to the Legislature, summarizing the fiscal year 2013–2014 trial court interpreter expenditures as per the requirements of the Budget Act of 2013 (Stats. 2013, ch. 20) and directed submission of the report to the Legislature. The Judicial Council has also approved previous reports submitted in prior years. Copies of previous reports may be accessed at www.courts.ca.gov/7466.htm.

Rationale for Recommendation

The Budget Act of 2014, item 0250-101-0932, Schedule (4), provides appropriation from the Trial Court Trust Fund for the services of court interpreters. Provision 3 states that “[t]he Judicial Council shall report to the Legislature and the Director of Finance annually regarding expenditures from Schedule (4).” In fulfillment of that provision, this report details trial court expenditures for court interpreters.

Comments, Alternatives Considered, and Policy Implications

This report was not circulated for comment. Preparation and submission of this report is mandated by the annual Budget Act, and thus no alternatives were considered.


Implementation Requirements, Costs, and Operational Impacts

No costs or operational impacts are associated with the approval of this report.

Attachments

1. *Trial Court Interpreters Program Expenditure Report for Fiscal Year 2014–2015*

ATTACHMENT 1



JUDICIAL COUNCIL OF CALIFORNIA

455 Golden Gate Avenue
San Francisco, CA 94102-3688
Tel 415-865-4200
TDD 415-865-4272
Fax 415-865-4205
www.courts.ca.gov

HON. TANI G. CANTIL-SAKAUYE
*Chief Justice of California
Chair of the Judicial Council*

HON. DOUGLAS P. MILLER
Chair, Executive and Planning Committee

HON. DAVID M. RUBIN
Chair, Litigation Management Committee

HON. KENNETH K. SO
*Chair, Policy Coordination and
Liaison Committee*

HON. HARRY E. HULL, JR.
Chair, Rules and Projects Committee

HON. MARSHA G. SLOUGH
Chair, Technology Committee

*Hon. Marla O. Anderson
Hon. Brian John Back
Hon. Richard Bloom
Mr. Mark G. Bonino
Hon. Stacy Boulware Eurie
Hon. Kyle S. Brodie
Hon. Daniel J. Buckley
Hon. Ming W. Chin
Hon. Samuel K. Feng
Hon. James M. Humes
Hon. Hannah Beth Jackson
Mr. Patrick M. Kelly
Hon. Dalila C. Lyons
Ms. Donna D. Melby
Hon. Gary Nadler
Ms. Debra Elaine Pole
Hon. Dean T. Stout*

ADVISORY MEMBERS
*Mr. Jake Chatters
Mr. Richard D. Feldstein
Ms. Kimberly Flener
Hon. Scott M. Gordon
Hon. David E. Gunn
Hon. Brian L. McCabe
Mr. Frank A. McGuire
Hon. Eric C. Taylor
Hon. Charles D. Wachob*

MR. MARTIN HOSHINO
*Administrative Director,
Judicial Council*

Report Summary

Report title: *Trial Court Interpreters Program Expenditure Report for Fiscal Year 2014–2015*

Statutory citation: Budget Act of 2014

Code section: Government Code section 9795

Date of report: June 23, 2016

The Judicial Council has submitted a report to the Legislature in accordance with provision 3, item 0250-101-0932, of the Budget Act of 2014 (Stats. 2014, ch. 25).


The following summary of the report is provided under the requirements of Government Code section 9795.

The total appropriation for fiscal year (FY) 2014–2015 was \$94,560,000, of which \$94,473,000 was available for reimbursement for eligible court interpreter expenditures. The total court interpreter expenditures for all case types incurred during FY 2014–2015 eligible to be reimbursed from the Trial Court Trust Fund Program 45.45 was \$94,508,321, an increase of \$2,037,041 (2.2 percent) over FY 2013–2014 expenditures, and exceeded the appropriation by \$35,321.

The increase in expenditures may be attributed, in part, to the enactment of Assembly Bill 1657 (Stats. 2014, ch. 721), which provides that a court may provide an interpreter in any civil action or proceeding at no cost to the parties, regardless of the income of the parties, and gives a priority and preference order when courts have insufficient resources to provide interpreters for limited-English-proficiency parties in all case types.

The full report can be accessed here: www.courts.ca.gov/7466.htm.

A printed copy of the report may be obtained by calling 415-865-4273.



Trial Court Interpreters Program Expenditure Report for Fiscal Year 2014–2015

REPORT TO THE LEGISLATURE
JUNE 2016



JUDICIAL COUNCIL
OF CALIFORNIA

COURT INTERPRETERS PROGRAM

JUDICIAL COUNCIL OF CALIFORNIA

Hon. Tani G. Cantil-Sakauye
*Chief Justice of California and
Chair of the Judicial Council*

Mr. Martin Hoshino
*Administrative Director
Judicial Council*

OPERATIONS AND PROGRAMS DIVISION

Ms. Millicent Tidwell
Chief Operating Officer

COURT OPERATIONS SERVICES

Mr. Robert Lowney
Acting Director

Court Interpreters Program

Ms. Catharine Price
Supervisor

Ms. Sonia Sierra Wolf
Primary Author of Report

I. Background

Mandates to Provide Court Interpreting Services

Article I, section 14, of the California Constitution was amended in 1974 to provide that “[a] person unable to understand English who is charged with a crime has a right to an interpreter throughout the proceedings.” This provision establishes a mandate for the courts to provide interpreters in criminal matters to all defendants who have a limited ability to understand or speak English. Further state court rulings subsequent to the constitutional amendment established the right to a court interpreter in delinquency and some family law matters for individuals with limited English proficiency.

Judicial Council and Legislative Actions

Judicial Council action taken on January 23, 2014, authorized trial courts to request reimbursement from the Trial Court Trust Fund Program 45.45 appropriation for costs related to court interpreters for all appearances in domestic violence cases, family law cases where there is a domestic violence issue, and elder or dependent adult abuse cases, thereby eliminating the \$1.73 million cap previously in place for such expenditures. The council also approved that trial courts could request reimbursement for expenditures on court interpreter services for indigent parties in civil cases.¹

Effective January 1, 2015, the enactment of Assembly Bill 1657 (Stats. 2014, ch. 721), *An act to add Section 756 to, and to repeal Section 755 of, the Evidence Code, and to add Section 68092.1 to the Government Code, relating to courts*, specifies that a court may provide an interpreter in any civil action or proceeding at no cost to the parties, regardless of the income of the parties, and lists case types in priority and preference order to be used in allocating interpreter resources when courts have insufficient resources to provide interpreters for all limited-English-proficiency (LEP) persons in all case types.²

The priority order stated in section 756 of the Evidence Code is as follows (see Attachment 1):

1. Domestic violence cases, family law cases in which there is a domestic violence issue, and elder or dependent adult abuse cases (nonfinancial abuse)
2. Unlawful detainer
3. Termination of parental rights³
4. Conservatorships and guardianships
5. Proceedings to obtain sole legal or physical custody of a child or rights to visitation

¹ The full report to the council is available on the California Courts website at www.courts.ca.gov/documents/jc-20141212-itemE.pdf.

² For the full text of AB 1657, go to http://leginfo.legislature.ca.gov/faces/billNavClient.xhtml?bill_id=201320140AB1657.

³ Per Evidence Code section 756(c)(1), if resources are insufficient to provide interpreters for all who need them in those case types described in priorities 3–8, “preference shall be given for parties proceeding in forma pauperis pursuant to Section 68631 of the Government Code.”

6. Civil harassment or elder abuse not addressed in domestic violence cases, family law cases in which there is a domestic violence issue, and elder or dependent adult abuse cases (nonfinancial abuse)
7. All other family law
8. All other civil

In January 2015, the Judicial Council approved and adopted the *Strategic Plan for Language Access in the California Courts* (LAP). The LAP provides a comprehensive statewide approach that makes 75 recommendations for the provision of language access at all points of contact in the California courts. Of the eight major goals identified in the LAP, Goal 2, Provide Qualified Language Access Services in All Judicial Proceedings, states:

By 2017, and beginning immediately where resources permit, qualified interpreters will be provided in the California court to LEP court users in all courtroom proceedings and, by 2020, in all court-ordered, court-operated events.⁴

Under federal law, individuals who are deaf or hard of hearing and who require sign language interpreters must receive court interpreter services at no cost in all court proceedings.

Statutory Requirement to Report on Expenditures

The Budget Act of 2014 (Stats. 2014, ch. 25), item 0250-101-0932, Schedule (4), provides appropriation from the Trial Court Trust Fund (TCTF) for the services of court interpreters. Provision 3 states that “[t]he Judicial Council shall report to the Legislature and the Director of Finance annually regarding expenditures from Schedule (4).” Consistent with those requirements, this report details trial court expenditures for court interpreter services and includes expenditures provided in civil cases.

Trial Court Trust Fund Program 45.45 Funding for FY 2014–2015

- The total appropriation for fiscal year (FY) 2014–2015 was \$94,560,000, representing a \$1,766,000 increase from the initial appropriation of \$92,794,000 in the Budget Act of 2014.
- The increase of \$1,766,000 was a result of an intra-schedule transfer budget revision from Program 45.10, *Support for Operation of the Trial Courts*.
- The budget amendment was approved to allow for changes in retirement and health benefit costs for court interpreter employees.
- Of the \$94,560,000 appropriation, \$94,473,000 was available for reimbursement for allowable court interpreter costs.⁵
- The total statewide court interpreter expenditure for all case types incurred during FY 2014–2015 eligible to be reimbursed from the TCTF Program 45.45 was \$94,508,321.

⁴ The LAP is available at www.courts.ca.gov/languageaccess.htm.

⁵ Of the TCTF Program 45.45 appropriation, \$87,000 is authorized for funding the Court Interpreter Data Collection System.

- Reimbursement for civil (domestic violence and civil) case types was \$3,974,325, or 4.21 percent of total reimbursements (for a breakdown by court, see Attachment 2).
- Table 1 summarizes the breakdown of expenditures by case type reported by the courts.
- Reimbursements to the courts increased by \$2,037, 041 (2.2 percent) over FY 2013–2014 (\$92,471,280).
- Total expenditures reimbursed to the courts exceeded the appropriation by \$35,321. This may be attributed to the initial expansion of interpreters to civil cases and is expected to increase as courts further expand interpreter services in civil cases.

Table 1. Expenditures by Case Type, FY 2014–2015

Case Type	Dollar Amount	Percent of Total Reimbursement
1. Mandatory	\$ 90,533,996	95.79%
2. Domestic Violence	\$ 1,668,976	1.77%
o Domestic Violence and Family Law with Domestic Violence	\$ 1,464,266	
o Civil Harassment	\$ 35,793	
o Elder Abuse	\$ 8,038	
o Not Specified	\$ 160,879	
3. Civil (includes following amounts if provided by individual courts)	\$ 2,305,349	2.44%
o Unlawful Detainer	\$ 716,089	
o Parental Termination	\$ 25,436	
o Conservatorship/Guardian	\$ 58,064	
o Custody/Visitation	\$ 25,356	
o Other Family Law	\$ 1,122,813	
o Other Civil	\$ 145,736	
o Not Specified	\$ 211,855	
FY 2014–2015 Court Reimbursements (sum of 1,2,3)	\$ 94,508,321	100%
Appropriation available to the courts, FY 2014–2015	\$ 94,473,000	
Amount over allocation	\$ 35,321	

II. Allowable Expenditures

The following expenditures qualify for reimbursement under TCTF Program 45.45:

1. Contract court interpreters, including per diems (see section III) and travel;
2. Certified and registered court interpreters employed by the courts, including salaries, benefits, and travel;

3. Court interpreter coordinators who are certified or registered court interpreters, including salaries and benefits;⁶ and
4. Four court interpreter supervisor positions: two in Los Angeles County, one in Orange County, and one in San Diego County. These are the only positions funded under TCTF Program 45.45 that include funding for standard operating expenses and equipment.

Attachment 3 provides a summary by court of the total (\$94,508,321) reimbursements for allowable court interpreter expenditures in FY 2014 –2015.

III. Rates of Pay for Contract Court Interpreters

The Judicial Council first established statewide standards for contract court interpreter compensation in January 1999 at two defined levels, a full-day rate and a half-day rate.

Statewide Standard Rate for Certified and Registered Contract Court Interpreters

Effective September 1, 2007, the Judicial Council set the statewide standard pay rate for certified and registered independent contractor interpreters to \$282.23 for a full day and \$156.56 for a half day. The rate has remained unchanged since 2007.

Statewide Standard Rate for Noncertified and Nonregistered Contract Interpreters

The statewide standard rate for noncertified and nonregistered interpreters is \$175 for a full day and \$92 for a half day, the rate that was established by the Judicial Council in July 1999.

Noncertified and nonregistered court interpreters who have not taken or passed the required examinations to become certified or registered court interpreters but who have demonstrated language proficiency may be provisionally qualified by the court. They may be used when no certified or registered interpreter is available.⁷

Actual rates paid to contract interpreters often exceed the statewide standard because each assignment must be negotiated by the trial court and is subject to current market rates, including supply and demand.

⁶ Limited by item 0250-101-0932, provision 3, of the Budget Act of 2014 to 1.0 personnel year (PY) each for counties in classes 1–15, 0.5 PY each for counties in classes 16–31, and 0.25 PY each for counties in classes 32–58. The Budget Act of 2014 defines county classes based on size of population: counties in classes 1–15 have populations greater than 500,000; classes 16–31 have populations between 130,000 and 500,000; and classes 32–58 have populations less than 130,000.

⁷ The court is required to appoint a certified interpreter to interpret in a language designated by the Judicial Council (Gov. Code, § 68561) or a registered interpreter to interpret in a language not designated by the Judicial Council. The court may appoint a noncertified interpreter if the court (1) on the record finds good cause to appoint a noncertified interpreter and finds the interpreter to be qualified and (2) follows the procedures adopted by the Judicial Council (Gov. Code, §§ 68561(c), 68564(d) and (e); Cal. Rules of Court, rule 2.893). The court may appoint nonregistered interpreters only if (1) a registered interpreter is unavailable and (2) the good cause qualifications and procedures adopted by the Judicial Council under Government Code section 68561(c) have been followed. (See Gov. Code, § 71802(b)(1) and (d).)

Comparison with Federal Rates

Provision 3 of item 0250-101-0932 of the Budget Act of 2016 states that “the Judicial Council shall set statewide or regional rates and policies for payment of court interpreters, not to exceed the rate paid to certified interpreters in the federal court system.” The current federal rates for contract court interpreters are \$418 for a full day and \$226 for a half day for certified and registered interpreters and \$202 for a full day and \$111 for a half day for noncertified and nonregistered interpreters.⁸

California employee court interpreters negotiate salaries, benefits, and working conditions regionally. The federal system relies almost exclusively on contract interpreters, whereas court interpreter assignments in the California state courts are largely performed by employee court interpreters as illustrated in table 2.

IV. Expenditures for Employee and Contract Interpreters

Expenditures for Certified and Registered Employees and Contract Interpreters

Table 2 details reimbursed expenditures for employee-related and contract court interpreter costs. Total employee-related expenditures represented 83.14 percent of total interpreter reimbursements in FY 2014–2015.

Contract interpreter expenditures represented 16.86 percent of total reimbursements. As a percentage of total reimbursements, employee costs were slightly lower than those in the prior year, and contractors were slightly higher. Note that the current FY 2014–2015 reimbursements include all case types, including civil cases that were not previously eligible for reimbursement.

⁸ Federal rates of pay for court interpreters are available at www.uscourts.gov/FederalCourts/UnderstandingtheFederalCourts/DistrictCourts/CourtInterpreters/ContractInterpretersFees.aspx.

Table 2. Expenditures for Certified and Registered Employees and Contract Interpreters⁹

Fiscal Year	2010–2011	2011–2012	2012–2013	2013–2014	2014–2015
Total Employee-Related Expenditures	\$71,763,311	\$72,835,667	\$73,871,935	\$75,939,519	\$78,573,771
Percent of Total	79.78%	81.67%	84.13%	84.35%	83.14%
Total Contractor Expenditures	\$18,188,643	\$16,351,818	\$13,936,585	\$14,089,215	\$15,934,550
Percent of Total	20.22%	18.33%	15.87%	15.65%	16.86%
Total Expenditures	\$89,951,954	\$89,187,485	\$87,808,520	\$90,028,734	\$94,508,321

Expenditures for Noncertified and Nonregistered Contract Interpreters

During FY 2014–2015, statewide expenditures for noncertified/nonregistered contract interpreters equaled \$2,416,394, or 2.56 percent of total statewide expenditures.

Table 3 illustrates annual statewide expenditures over the past five years (excluding travel) for noncertified and nonregistered interpreters, and the percent of total reimbursements for court interpreter services.

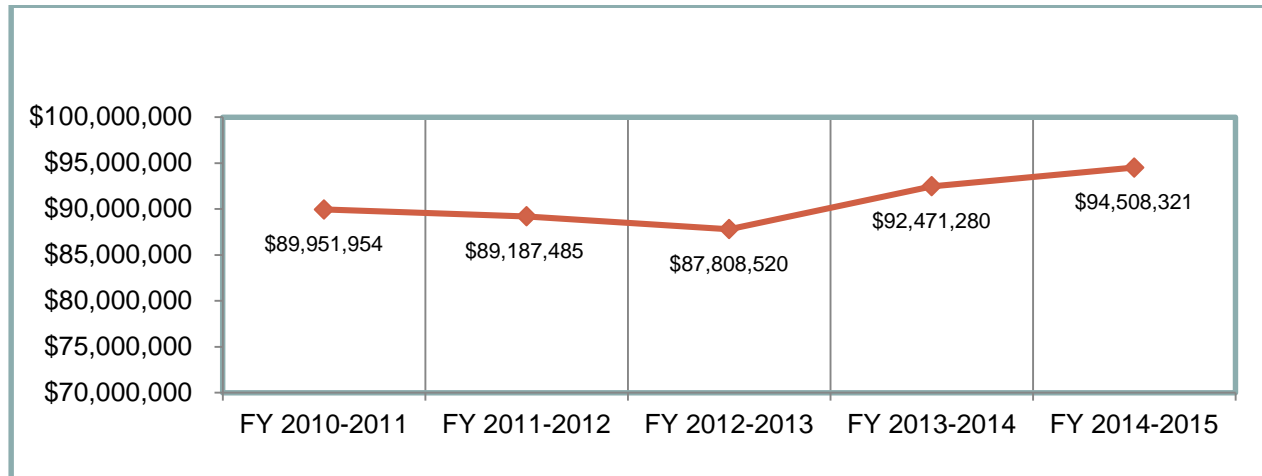
Table 3. Expenditures for Noncertified and Nonregistered Contract Interpreters

Fiscal Year	2010–2011	2011–2012	2012–2013	2013–2014	2014–2015
Noncertified Expenditures	\$2,488,385	\$1,642,989	\$1,338,401	\$1,233,769	\$1,493,856
	2.77%	1.84%	1.52%	1.37%	1.58%
Nonregistered Expenditures	\$797,239	\$735,860	\$681,188	\$745,004	\$922,538
	0.89%	0.83%	0.78%	0.83%	0.98%
Combined Expenditures	\$3,285,624	\$2,378,849	\$2,019,589	\$1,978,733	\$2,416,394
	3.65%	2.67%	2.30%	2.14%	2.56%

Figure 1 depicts total reimbursed court interpreter expenditures over the past five years. Total expenditures reimbursed to the courts increased by \$2,037,041 (2.2 percent) over FY 2013–2014 and \$6,699,801 (7.1 percent) over FY 2012–2013.

⁹ Table 2 and table 3 expenditures for FY 2013–2014 do not include \$2,442,546 attributable to costs related to court interpreter services (itemization by interpreter category not available) for appearances in domestic violence cases, family law cases with a domestic violence issue, and elder or dependent adult abuse cases, as well as for expenditures for indigent parties in civil cases as authorized by the Judicial Council in January 2014 and later updated in light of the enactment of Assembly Bill 1657 (Stats. 2014, ch. 721).

Figure 1: Total Reimbursed Expenditures, FY 2010–2011 to FY 2014–2015



V. Distribution of Reimbursed Expenditures

Table 4 lists the 11 courts that account for the largest reimbursements for allowable court interpreter expenditures incurred in FY 2014–2015 as compared to those in FY 2013–2014. These same courts also represented the top 11 courts in the prior fiscal year. Attachment 3 provides reimbursed expenditures reported by each court by category.

Table 4. Distribution of Reimbursed Expenditures

Superior Court	FY 2014–2015 Reimbursed Expenditures (\$)	FY 2014–2015 Percent of Statewide Total	FY 2013–2014 Reimbursed Expenditures (\$)	FY 2013–2014 Percent of Statewide Total	\$ Change vs. FY 2013–2014	Percent Change vs. FY 2013–2014
Los Angeles	33,483,040	35.43%	33,487,246	36.21%	(4,206)	-0.01%
Orange	8,797,259	9.31%	8,454,234	9.14%	343,025	4.06%
San Diego	5,639,451	5.97%	5,703,061	6.17%	(63,610)	-1.12%
San Bernardino	4,450,419	4.71%	4,383,902	4.74%	66,517	1.52%
Santa Clara	4,170,902	4.41%	4,022,324	4.35%	148,578	3.69%
Alameda	4,164,590	4.41%	3,974,706	4.30%	189,884	4.78%
Sacramento	3,546,723	3.75%	3,420,909	3.70%	125,814	3.68%
Riverside	3,515,296	3.72%	3,341,903	3.61%	173,393	5.19%
Kern	2,486,528	2.63%	2,186,666	2.36%	299,862	13.71%
San Francisco	2,248,257	2.38%	1,976,637	2.14%	271,620	13.74%
Fresno	1,979,356	2.09%	2,060,261	2.23%	(80,905)	-3.93%
Subtotal	74,481,821	78.81%	73,011,849	78.96%	1,469,972	2.01%
Remaining Courts	20,026,500	21.19%	19,459,431	21.04%	567,069	2.91%
Statewide Total	94,508,321	100.00%	92,471,280	100.00%	2,037,041	2.20%

VI. Conclusion

In FY 2014–2015, the state appropriation was not quite sufficient to provide all courts with full reimbursement of their reported allowable court interpreter expenditures. Taking into consideration that AB 1657 did not take effect until January 2015, and with only six months of preliminary data reported, FY 2015–2016 expenditures will likely exceed the FY 2014–2015 total. At this time, reimbursements that exceed the appropriation are absorbed by the cumulative savings in the Program 45.45 fund.¹⁰ Although the courts continue to make concerted efforts to expand interpreter services to additional civil case types, additional ongoing funds will probably be required to allow courts to expand interpreter services. The California judicial branch continues to expand language access services statewide.

VII. Attachments

1. Evidence Code section 756–Effective January 1, 2015
2. FY 2014–2015 Court Interpreter Reimbursed Expenditures by Case Type
3. FY 2014–2015 Total–All Cases Court Interpreter Reimbursed Expenditures (4 pages)

¹⁰ Effective FY 2015–2016, The Court Interpreters Program appropriation is referred to as Trial Court Trust Fund Program 0150037.

Attachment 1: Evidence Code section 756 – Effective January 1, 2015

756. (a) To the extent required by other state or federal laws, the Judicial Council shall reimburse courts for court interpreter services provided in civil actions and proceedings to any party who is present in court and who does not proficiently speak or understand the English language for the purpose of interpreting the proceedings in a language the party understands, and assisting communications between the party, his or her attorney, and the court.

(b) If sufficient funds are not appropriated to provide an interpreter to every party that meets the standard of eligibility, court interpreter services in civil cases reimbursed by the Judicial Council, pursuant to subdivision (a), shall be prioritized by case type by each court in the following order:

(1) Actions and proceedings under Division 10 (commencing with Section 6200) of the Family Code, actions or proceedings under the Uniform Parentage Act (Part 3 (commencing with Section 7600) of Division 12 of the Family Code) in which a protective order has been granted or is being sought pursuant to Section 6221 of the Family Code, and actions and proceedings for dissolution or nullity of marriage or legal separation of the parties in which a protective order has been granted or is being sought pursuant to Section 6221 of the Family Code; actions and proceedings under subdivision (w) of Section 527.6 of the Code of Civil Procedure; and actions and proceedings for physical abuse or neglect under the Elder Abuse and Dependent Adult Civil Protection Act (Chapter 11 (commencing with Section 15600) of Part 3 of Division 9 of the Welfare and Institutions Code).

(2) Actions and proceedings relating to unlawful detainer.

(3) Actions and proceedings to terminate parental rights.

(4) Actions and proceedings relating to conservatorship or guardianship, including the appointment or termination of a probate guardian or conservator.

(5) Actions and proceedings by a parent to obtain sole legal or physical custody of a child or rights to visitation.

(6) All other actions and proceedings under Section 527.6 of the Code of Civil Procedure or the Elder Abuse and Dependent Adult Civil Protection Act (Chapter 11 (commencing with Section 15600) of Part 3 of Division 9 of the Welfare and Institutions Code).

(7) All other actions and proceedings related to family law.

(8) All other civil actions or proceedings.

(c) (1) If funds are not available to provide an interpreter to every party that meets the standard of eligibility, preference shall be given for parties proceeding in forma pauperis pursuant to Section 68631 of the Government Code in any civil action or proceeding described in paragraph (3), (4), (5), (6), (7), or (8) of subdivision (b).

(2) Courts may provide an interpreter to a party outside the priority order listed in subdivision (b) when a qualified interpreter is present and available at the court location and no higher priority action that meets the standard of eligibility described in subdivision (a) is taking place at that location during the period of time for which the interpreter has already been compensated.

(d) A party shall not be charged a fee for the provision of a court interpreter.

(e) In seeking reimbursement for court interpreter services, the court shall identify to the Judicial Council the case types for which the interpretation to be reimbursed was provided. Courts shall regularly certify that in providing the interpreter services, they have complied with the priorities and preferences set forth in subdivisions (b) and (c), which shall be subject to review by the Judicial Council.

(f) This section shall not be construed to alter, limit, or negate any right to an interpreter in a civil action or proceeding otherwise provided by state or federal law, or the right to an interpreter in criminal, traffic, or other infraction, juvenile, or mental competency actions or proceedings.

(g) This section shall not result in a reduction in staffing or compromise the quality of interpreting services in criminal, juvenile, or other types of matters in which interpreters are provided.

Superior Court	Mandated	Total Domestic Violence	Total Civil	Total Eligible Expenditures
Alameda	4,157,560	4,102	2,928	4,164,590
Alpine	167	-	-	167
Amador	19,558	451	4,532	24,541
Butte	167,114	2,873	8,425	178,412
Calaveras	6,605	678	2,205	9,488
Colusa	103,742	-	-	103,742
Contra Costa	1,895,393	19,446	7,816	1,922,655
Del Norte	24,337	-	-	24,337
El Dorado	174,647	1,333	3,021	179,001
Fresno	1,967,842	11,357	157	1,979,356
Glenn	55,894	2,746	-	58,640
Humboldt	59,027	13,022	2,757	74,806
Imperial	383,067	4,795	23,154	411,016
Inyo	42,032	6,752	7,429	56,213
Kern	2,337,999	76,668	71,861	2,486,528
Kings	311,927	317	411	312,655
Lake	56,301	227	2,176	58,704
Lassen	10,552	-	-	10,552
Los Angeles	31,260,329	485,653	1,737,058	33,483,040
Madera	530,935	10,618	-	541,553
Marin	426,803	3,572	-	430,375
Mariposa	23,805	-	-	23,805
Mendocino	212,759	12,406	25,990	251,155
Merced	781,828	9,936	-	791,764
Modoc	5,195	-	-	5,195
Mono	27,944	425	-	28,369
Monterey	909,115	18,507	17,729	945,351
Napa	432,884	15,459	3,291	451,634
Nevada	16,206	709	92	17,007
Orange	8,613,452	116,711	67,096	8,797,259
Placer	345,143	2,139	3,549	350,831
Plumas	9,686	-	-	9,686
Riverside	3,454,580	28,165	32,551	3,515,296
Sacramento	3,404,381	103,851	38,491	3,546,723
San Benito	96,539	-	-	96,539
San Bernardino	4,229,362	221,057	-	4,450,419
San Diego	5,624,573	14,878	-	5,639,451
San Francisco	2,245,034	3,223	-	2,248,257
San Joaquin	1,240,672	12,439	497	1,253,608
San Luis Obispo	544,242	-	-	544,242
San Mateo	1,678,415	37,282	37,861	1,753,558
Santa Barbara	1,289,686	5,985	18,858	1,314,529
Santa Clara	3,903,379	232,053	35,470	4,170,902
Santa Cruz	818,773	2,475	5,158	826,406
Shasta	182,751	29,774	8,857	221,382
Sierra	32	-	-	32
Siskiyou	44,177	540	2,154	46,871
Solano	333,924	13,315	34,143	381,382
Sonoma	1,177,400	53,495	13,778	1,244,673
Stanislaus	696,456	36,753	17,134	750,343
Sutter	182,255	15,855	605	198,715
Tehama	133,434	-	-	133,434
Trinity	18,351	-	-	18,351
Tulare	1,569,381	4,665	8,567	1,582,613
Tuolumne	8,583	-	232	8,815
Ventura	1,652,654	26,629	59,316	1,738,599
Yolo	598,695	5,640	-	604,335
Yuba	36,419	-	-	36,419
Total:	90,533,996	1,668,976	2,305,349	94,508,321

All Cases -- Reimbursed Employee-Related Interpreter Costs								
	Staff Interpreter Salaries & Benefits	Staff Interpreter Travel	Staff Cross Assignments	Total Staff Interpreter Salaries, Benefits & Travel	CIP Arbitration Awards	Interpreter Coordinator Reimbursed Amount	Supervisor Salaries, Benefits & OE&E (\$12,500/FTE)	Total Employee- Related Costs
Courts	A	B	C	D	E	F	G	H (D+E+F+G)
Alameda	3,264,377	1,081	-	3,265,458	-	128,756	-	3,394,214
Alpine	-	-	-	-	-	-	-	-
Amador	-	-	-	-	-	-	-	-
Butte	-	-	-	-	-	-	-	-
Calaveras	-	-	-	-	-	-	-	-
Colusa	-	-	-	-	-	-	-	-
Contra Costa	1,658,129	3,930	-	1,662,059	-	-	-	1,662,059
Del Norte	-	-	-	-	-	-	-	-
El Dorado	126,175	6,535	-	132,710	-	-	-	132,710
Fresno	1,607,914	15,776	28,914	1,652,604	-	143,004	-	1,795,608
Glenn	-	-	-	-	-	-	-	-
Humboldt	-	-	-	-	-	-	-	-
Imperial	376,847	208	-	377,055	-	-	-	377,055
Inyo	-	-	-	-	-	-	-	-
Kern	2,083,794	16,555	-	2,100,349	-	-	-	2,100,349
Kings	177,157	857	-	178,014	-	-	-	178,014
Lake	-	-	-	-	-	-	-	-
Lassen	-	-	-	-	-	-	-	-
Los Angeles	30,582,912	7,487	250,590	30,840,989	-	-	282,225	31,123,214
Madera	404,132	56	-	404,188	-	-	-	404,188
Marin	376,500	224	-	376,724	-	-	-	376,724
Mariposa	-	-	-	-	-	-	-	-
Mendocino	124,972	-	-	124,972	-	-	-	124,972
Merced	521,744	753	-	522,497	-	-	-	522,497
Modoc	-	-	-	-	-	-	-	-
Mono	21,724	-	-	21,724	-	-	-	21,724
Monterey	669,542	27	-	669,569	-	-	-	669,569
Napa	312,426	-	-	312,426	-	-	-	312,426
Nevada	-	-	-	-	-	-	-	-
Orange	7,169,773	4,713	65,566	7,240,052	-	-	169,285	7,409,337
Placer	120,796	-	-	120,796	-	-	-	120,796
Plumas	-	-	-	-	-	-	-	-

All Cases -- Reimbursed Employee-Related Interpreter Costs								
	Staff Interpreter Salaries & Benefits	Staff Interpreter Travel	Staff Cross Assignments	Total Staff Interpreter Salaries, Benefits & Travel	CIP Arbitration Awards	Interpreter Coordinator Reimbursed Amount	Supervisor Salaries, Benefits & OE&E (\$12,500/FTE)	Total Employee- Related Costs
Courts	A	B	C	D	E	F	G	H (D+E+F+G)
Riverside	2,739,913	2,456	-	2,742,369	-	-	-	2,742,369
Sacramento	2,706,018	-	264,042	2,970,060	-	-	-	2,970,060
San Benito	-	-	-	-	-	-	-	-
San Bernardino	4,023,095	416	6,549	4,030,060	-	29,678	-	4,059,738
San Diego	4,956,424	5,550	21,992	4,983,966	-	-	56,087	5,040,053
San Francisco	1,698,494	128	8,842	1,707,464	-	-	-	1,707,464
San Joaquin	790,109	8,110	83,177	881,396	-	-	-	881,396
San Luis Obispo	425,719	613	-	426,332	-	-	-	426,332
San Mateo	1,342,205	2,150	-	1,344,355	-	-	-	1,344,355
Santa Barbara	947,181	2,083	-	949,264	-	-	-	949,264
Santa Clara	3,426,726	8,672	80,083	3,515,481	-	-	-	3,515,481
Santa Cruz	788,064	125	-	788,189	-	-	-	788,189
Shasta	-	-	-	-	-	-	-	-
Sierra	-	-	-	-	-	-	-	-
Siskiyou	-	-	-	-	-	-	-	-
Solano	89,824	-	-	89,824	-	35,179	-	125,003
Sonoma	975,636	12	7,676	983,324	-	-	-	983,324
Stanislaus*	379,640	821	-	380,461	-	35,984	-	416,445
Sutter	114,843	141	-	114,984	-	-	-	114,984
Tehama	108,072	-	-	108,072	-	-	-	108,072
Trinity	-	-	-	-	-	-	-	-
Tulare	696,782	-	-	696,782	-	-	-	696,782
Tuolumne	-	-	-	-	-	-	-	-
Ventura	756,007	600	-	756,607	-	95,191	-	851,798
Yolo	63,603	-	-	63,603	-	63,603	-	127,206
Yuba	-	-	-	-	-	-	-	-
Total:	76,627,269	90,079	817,431	77,534,779	-	531,395	507,597	78,573,771

All Cases -- Reimbursed Contractor-Related Interpreter Costs and Total											
	Registered Contractor Per Diems	Certified Contractor Per Diems	Non- Registered Contractor Per Diems	Non-Certified Contractor Per Diems	ASL Contractor Per Diems	Telephonic Interpreting	Court Interpreter Services	Total Contractor Per Diems	Contractor Travel, Mileage, Meals & Lodging	Total Contractor- Related Costs	Total Reimbursed Expenditures
Courts	I	J	K	L	M	N	O	P (I thru O)	Q	R (P + Q)	S (H + R)
Alameda	55,818	189,265	88,715	128,190	192,868	-	-	654,856	115,520	770,376	4,164,590
Alpine	-	-	-	-	-	167	-	167	-	167	167
Amador	-	11,034	359	-	-	1,251	-	12,644	11,897	24,541	24,541
Butte	6,793	79,623	-	531	4,819	435	-	92,201	86,211	178,412	178,412
Calaveras	626	4,189	-	1,377	1,514	-	-	7,706	1,782	9,488	9,488
Colusa	-	69,392	-	-	470	629	-	70,491	33,251	103,742	103,742
Contra Costa	38,978	138,529	22,801	34,764	-	-	-	235,072	25,524	260,596	1,922,655
Del Norte	-	19,255	-	-	-	-	-	19,255	5,082	24,337	24,337
El Dorado	-	25,840	-	4,354	-	330	-	30,524	15,767	46,291	179,001
Fresno	10,158	44,595	9,226	75,488	40,344	-	-	179,811	3,937	183,748	1,979,356
Glenn	-	8,476	-	26,078	1,013	111	-	35,678	22,962	58,640	58,640
Humboldt	-	44,698	-	-	-	-	-	44,698	30,108	74,806	74,806
Imperial	150	23,115	-	-	-	331	-	23,596	10,365	33,961	411,016
Inyo	-	36,134	-	340	-	755	-	37,229	18,984	56,213	56,213
Kern	47,239	171,980	4,694	50,919	37,397	-	-	312,229	73,950	386,179	2,486,528
Kings	-	95,018	12,346	175	3,065	-	-	110,604	24,037	134,641	312,655
Lake	-	50,915	-	-	1,583	-	-	52,498	6,206	58,704	58,704
Lassen	-	2,776	-	2,428	282	109	-	5,595	4,957	10,552	10,552
Los Angeles	160,803	885,297	259,270	92,476	636,542	-	-	2,034,388	325,438	2,359,826	33,483,040
Madera	-	71,058	-	23,175	-	-	-	94,233	43,132	137,365	541,553
Marin	-	41,625	-	3,430	-	-	-	45,055	8,596	53,651	430,375
Mariposa	-	10,279	-	92	-	-	-	10,371	13,434	23,805	23,805
Mendocino	18,650	29,309	-	-	3,844	-	-	51,803	74,380	126,183	251,155
Merced	19,272	75,944	457	22,166	8,674	-	-	126,513	142,754	269,267	791,764
Modoc	150	-	5,045	-	-	-	-	5,195	-	5,195	5,195
Mono	-	90	-	668	1,893	-	-	2,651	3,994	6,645	28,369
Monterey	33,181	93,367	39,615	63,004	10,375	435	-	239,977	35,805	275,782	945,351
Napa	-	114,717	-	-	-	-	-	114,717	24,491	139,208	451,634
Nevada	-	5,840	-	9,739	282	804	-	16,665	342	17,007	17,007
Orange	66,594	928,455	65,884	111,655	155,445	1,348	-	1,329,381	58,541	1,387,922	8,797,259
Placer	13,821	95,435	253	28,574	16,259	181	-	154,523	75,512	230,035	350,831
Plumas	-	2,123	92	-	-	-	-	2,215	7,471	9,686	9,686

All Cases -- Reimbursed Contractor-Related Interpreter Costs and Total											
	Registered Contractor Per Diems	Certified Contractor Per Diems	Non- Registered Contractor Per Diems	Non-Certified Contractor Per Diems	ASL Contractor Per Diems	Telephonic Interpreting	Court Interpreter Services	Total Contractor Per Diems	Contractor Travel, Mileage, Meals & Lodging	Total Contractor- Related Costs	Total Reimbursed Expenditures
Courts	I	J	K	L	M	N	O	P (I thru O)	Q	R (P + Q)	S (H + R)
Riverside	29,259	395,219	6,858	17,095	122,934	1,187	-	572,552	200,375	772,927	3,515,296
Sacramento	85,057	264,796	61,289	52,510	4,214	-	-	467,866	108,797	576,663	3,546,723
San Benito	-	96,307	-	232	-	-	-	96,539	-	96,539	96,539
San Bernardino	26,401	259,650	42,349	14,978	-	-	-	343,378	47,303	390,681	4,450,419
San Diego	94,294	255,075	32,598	118,841	-	1,882	-	502,690	96,708	599,398	5,639,451
San Francisco	41,500	269,220	49,183	137,553	-	-	-	497,456	43,337	540,793	2,248,257
San Joaquin	47,735	189,871	22,875	45,588	-	-	-	306,069	66,143	372,212	1,253,608
San Luis Obispo	6,003	61,939	-	-	15,897	-	-	83,839	34,071	117,910	544,242
San Mateo	24,488	214,608	15,295	67,924	34,544	-	-	356,859	52,344	409,203	1,753,558
Santa Barbara	14,564	229,084	44,890	92	10,565	54	-	299,249	66,016	365,265	1,314,529
Santa Clara	16,406	271,605	63,491	90,627	117,209	-	-	559,338	96,083	655,421	4,170,902
Santa Cruz	8,929	6,032	1,717	550	5,900	-	-	23,128	15,089	38,217	826,406
Shasta	33,898	38,590	-	14,091	14,081	-	-	100,660	120,722	221,382	221,382
Sierra	-	-	-	-	-	32	-	32	-	32	32
Siskiyou	387	31,253	-	175	-	555	-	32,370	14,501	46,871	46,871
Solano	14,049	133,561	6,231	63,571	16,982	-	-	234,394	21,985	256,379	381,382
Sonoma	26,512	149,543	7,434	4,025	29,795	-	-	217,309	44,040	261,349	1,244,673
Stanislaus*	-	-	-	-	-	-	333,898	333,898	-	333,898	750,343
Sutter	1,992	10,806	-	38,720	6,019	-	-	57,537	26,194	83,731	198,715
Tehama	3,346	8,413	-	147	282	-	-	12,188	13,174	25,362	133,434
Trinity	210	8,577	92	-	-	-	-	8,879	9,472	18,351	18,351
Tulare	43,938	606,588	4,712	61,179	24,851	-	-	741,268	144,563	885,831	1,582,613
Tuolumne	-	4,033	-	2,717	-	-	-	6,750	2,065	8,815	8,815
Ventura	27,465	684,816	37,634	51,347	-	-	-	801,262	85,539	886,801	1,738,599
Yolo	12,702	274,270	17,041	32,271	7,054	-	-	343,338	133,791	477,129	604,335
Yuba	8,213	14,473	92	-	939	792	-	24,509	11,910	36,419	36,419
Total:	1,039,581	7,846,702	922,538	1,493,856	1,527,935	11,388	333,898	13,175,898	2,758,652	15,934,550	94,508,321