



JUDICIAL COUNCIL OF CALIFORNIA

455 Golden Gate Avenue · San Francisco, California 94102-3688

www.courts.ca.gov

REPORT TO THE JUDICIAL COUNCIL

For business meeting on: December 16, 2016

Title	Agenda Item Type
Judicial Council Report to the Legislature: Statewide Collection of Delinquent Court- Ordered Debt for Fiscal Year 2015–2016	Action Required
Rules, Forms, Standards, or Statutes Affected	Effective Date
None	December 16, 2016
Recommended by	Date of Report
Zlatko Theodorovic, Director Judicial Council Budget Services	December 1, 2016
	Contact
	Colin Simpson, 415-865-4566 colin.simpson@jud.ca.gov

Executive Summary

Judicial Council staff recommend approving the *Report on the Statewide Collection of Delinquent Court-Ordered Debt for Fiscal Year 2015–2016*. Penal Code section 1463.010(c) requires the Judicial Council to report the extent to which each court or county collections program is following best practices, the programs' performance, and any changes necessary to improve performance of collection programs statewide.

Recommendation

Judicial Council staff recommend that the Judicial Council:

1. Approve the attached report; and
2. Direct Judicial Council staff to submit the report to the Legislature.

Previous Council Action

The council has approved previous fiscal year reports since FY 2008–2009. These reports are posted on the California Courts website on the “Legislative Reports” web page:

<http://www.courts.ca.gov/7466.htm>.

Rationale for Recommendation

This report to the Legislature is required to be submitted by the Judicial Council by December 31 under Penal Code section 1463.010(c), and requires that the report include:

1. The extent to which each court or county is following best practices for its collection program;
2. The performance of each collection program; and
3. Any changes necessary to improve performance of collection programs statewide.

All items are provided within the report narrative and its attachments.

Comments, Alternatives Considered, and Policy Implications

Because this report is mandated by law, no alternatives were considered. There are no policy implications related to submitting this report to the Legislature. This report was not circulated for comment.

Implementation Requirements, Costs, and Operational Impacts

Not applicable.

Attachments and Links

1. *Report on the Statewide Collection of Delinquent Court-Ordered Debt for Fiscal Year 2015–2016*



JUDICIAL COUNCIL OF CALIFORNIA

455 Golden Gate Avenue
San Francisco, CA 94102-3688
Tel 415-865-4200
TDD 415-865-4272
Fax 415-865-4205
www.courts.ca.gov

HON. TANI G. CANTIL-SAKAUYE
Chief Justice of California
Chair of the Judicial Council

HON. DOUGLAS P. MILLER
Chair, Executive and Planning Committee

HON. DAVID M. RUBIN
Chair, Litigation Management Committee

HON. KENNETH K. SO
*Chair, Policy Coordination and
Liaison Committee*

HON. HARRY E. HULL, JR.
Chair, Rules and Projects Committee

HON. MARSHA G. SLOUGH
Chair, Technology Committee

HON. DAVID M. RUBIN
Chair, Judicial Branch Budget Committee

Hon. Marla O. Anderson
Hon. Brian John Back
Hon. Richard Bloom
Hon. Stacy Boulware Eurie
Hon. Kyle S. Brodie
Hon. Daniel J. Buckley
Hon. Ming W. Chin
Hon. Samuel K. Feng
Hon. James M. Humes
Hon. HannahBeth Jackson
Ms. Audra Ibarra
Mr. Patrick M. Kelly
Hon. Dalila C. Lyons
Ms. Donna D. Melby
Hon. Gary Nadler
Ms. Debra Elaine Pole
Hon. Dean T. Stout

ADVISORY MEMBERS

Hon. Jeffrey B. Barton
Hon. C. Todd Bottke
Mr. Jake Chatters
Mr. Richard D. Feldstein
Ms. Kimberly Flener
Hon. Scott M. Gordon
Hon. David E. Gunn

MR. MARTIN HOSHINO
*Administrative Director,
Judicial Council*

December 22, 2016

Mr. Daniel Alvarez
Secretary of the Senate
State Capitol, Room 400
Sacramento, California 95814

Ms. Diane F. Boyer-Vine
Legislative Counsel
State Capitol, Room 3021
Sacramento, California 95814

Mr. E. Dotson Wilson
Chief Clerk of the Assembly
State Capitol, Room 3196
Sacramento, California 95814

*Re: Report on the Statewide Collection of Delinquent Court-Ordered
Debt for Fiscal Year 2015–2016, as required by Penal Code section
1463.010(c)*

Dear Mr. Alvarez, Ms. Boyer-Vine, and Mr. Wilson:

Attached is the Judicial Council's annual report to the Legislature on the collection of delinquent court-ordered debt in California for fiscal year (FY) 2015–2016, in accordance with Penal Code section 1463.010(c).

In FY 2015–2016, statewide collections programs collected a total of \$652.2 million in delinquent court-ordered debt. Since reporting began in FY 2008–2009, a total of \$5.3 billion in delinquent court-ordered debt has been collected by court and county collections programs. Total outstanding delinquent debt at the end of FY 2015–2016 was \$9.7 billion. This figure represents a 4.1 percent increase over the \$9.3 billion reported for FY 2014–2015. Detailed information about each court or county collections program is included in the full report.

An 18-month amnesty program was offered to the public beginning on October 1, 2015 and allowed individuals to reinstate their driving privileges and pay outstanding delinquent debt at a 50-percent or 80-

Mr. Daniel Alvarez
Ms. Diane F. Boyer-Vine
Mr. E. Dotson Wilson
December 22, 2016
Page 2

percent reduction if the debt met specified eligibility criteria. The results of that program through June 30, 2016, are described as part of each court or county's collections efforts and success during the fiscal year. A separate report with information about the number of cases resolved, the amount of money collected, and the operating costs of the amnesty program after the March 31, 2017 end of the amnesty program by August 31, 2017, pursuant to Vehicle Code section 42008.8.

If you have any questions related to this report, please contact Zlatko Theodorovic, Director, Judicial Council Budget Services, at 916-263-1397, or the Funds and Revenues Unit at collections@jud.ca.gov.

Sincerely,

Martin Hoshino
Administrative Director
Judicial Council of California

MH/CS

Attachment 1: 2015–2016 Allocations and Reimbursements to Trial Courts

cc: Shaun Naidu, Policy Consultant, Office of Senate President pro Tempore Kevin de León
Alf Brandt, Senior Counsel, Office of Assembly Speaker Anthony Rendon
Anita Lee, Senior Fiscal and Policy Analyst, Legislative Analyst's Office
Tina McGee, Executive Secretary, Legislative Analyst's Office
Emma Jungwirth, Program Budget Analyst, Department of Finance
Peggy Collins, Principal Consultant, Joint Legislative Budget Committee
Margie Estrada, Chief Counsel, Senate Judiciary Committee
Julie Salley-Gray, Consultant, Senate Budget and Fiscal Review Committee
Jolie Onodera, Consultant, Senate Appropriations Committee
Matt Osterli, Consultant, Senate Republican Fiscal Office
Mike Petersen, Consultant, Senate Republican Policy Office
Alison Merrilees, Chief Counsel, Assembly Judiciary Committee
Chuck Nicol, Principal Consultant, Assembly Appropriations Committee
Marvin Deon, Consultant, Assembly Budget Committee
Allan Cooper, Consultant, Assembly Republican Office of Policy & Budget

Mr. Daniel Alvarez
Ms. Diane F. Boyer-Vine
Mr. E. Dotson Wilson
December 22, 2016
Page 3

Paul Dress, Consultant, Assembly Republican Office of Policy & Budget
Zlatko Theodorovic, Director, Budget Services, Judicial Council
Cory T. Jaspersen, Director, Governmental Affairs, Judicial Council
Peter Allen, Director, Public Affairs, Judicial Council
Laura Speed, Principal Manager, Governmental Affairs, Judicial Council
Yvette Casillas-Sarcos, Administrative Coordinator, Governmental Affairs, Judicial
Council



JUDICIAL COUNCIL OF CALIFORNIA

455 Golden Gate Avenue
San Francisco, CA 94102-3688
Tel 415-865-4200
TDD 415-865-4272
Fax 415-865-4205
www.courts.ca.gov

HON. TANI G. CANTIL-SAKAUYE
Chief Justice of California
Chair of the Judicial Council

HON. DOUGLAS P. MILLER
Chair, Executive and Planning Committee

HON. DAVID M. RUBIN
Chair, Litigation Management Committee

HON. KENNETH K. SO
Chair, Policy Coordination and Liaison Committee

HON. HARRY E. HULL, JR.
Chair, Rules and Projects Committee

HON. MARSHA G. SLOUGH
Chair, Technology Committee

HON. DAVID M. RUBIN
Chair, Judicial Branch Budget Committee

Hon. Marla O. Anderson
Hon. Brian John Back
Hon. Richard Bloom
Hon. Stacy Boulware Eurie
Hon. Kyle S. Brodie
Hon. Daniel J. Buckley
Hon. Ming W. Chin
Hon. Samuel K. Feng
Hon. James M. Humes
Hon. HannahBeth Jackson
Ms. Audra Ibarra
Mr. Patrick M. Kelly
Hon. Dalila C. Lyons
Ms. Donna D. Melby
Hon. Gary Nadler
Ms. Debra Elaine Pole
Hon. Dean T. Stout

ADVISORY MEMBERS

Hon. Jeffrey B. Barton
Hon. C. Todd Bottke
Mr. Jake Chatters
Mr. Richard D. Feldstein
Ms. Kimberly Flener
Hon. Scott M. Gordon
Hon. David E. Gunn

MR. MARTIN HOSHINO
Administrative Director,
Judicial Council

Report Title: *Report on the Statewide Collection of Delinquent Court-Ordered Debt for Fiscal Year 2015–2016*

Statutory Citation: Senate Bill 940 (Stats. 2003, § 3, ch. 275)
Code Section: Penal Code, § 1463.010(c)

Date of Report: December 22, 2016

Attached is the Judicial Council’s annual report to the Legislature on the collection of delinquent court-ordered debt in California for fiscal year (FY) 2015–2016. The following summary of the report is provided per the requirements of Government Code section 9795.

In FY 2015–2016, statewide collections programs collected a total of \$652.2 million in delinquent court-ordered debt. Since reporting began in FY 2008–2009, a total of \$5.3 billion in delinquent court-ordered debt has been collected by court and county collections programs. Total outstanding delinquent debt at the end of FY 2015–2016 was \$9.7 billion. This figure represents a 4.1 percent increase over the \$9.3 billion reported for FY 2014–2015. Detailed information about each court or county collections program is included in the full report.

An 18-month amnesty program was offered to the public beginning on October 1, 2015 and allowed individuals to reinstate their driving privileges and pay outstanding delinquent debt at a 50-percent or 80-percent reduction if the debt met specified eligibility criteria. The results of that program through June 30, 2016, are described as part of each court or county’s collections efforts and success during the fiscal year. A separate report with information about the number of cases resolved, the amount of money collected, and the operating costs of the amnesty program after the March 31, 2017 end of the amnesty program by August 31, 2017, pursuant to Vehicle Code section 42008.8.

The full report is available at <http://www.courts.ca.gov/7466.htm>. A printed copy of the report may be obtained by calling 415-865-7966.

JUDICIAL COUNCIL OF CALIFORNIA

Hon. Tani G. Cantil-Sakauye
*Chief Justice of California and
Chair of the Judicial Council*

Martin Hoshino
*Administrative Director
Judicial Council*

John Wordlaw
Chief Administrative Officer


ADMINISTRATIVE DIVISION

BUDGET SERVICES

Zlatko Theodorovic
Director

Lucy Fogarty
Deputy Director

Colin Simpson
Primary Author of Report



Report on the Statewide Collection of Delinquent Court- Ordered Debt for Fiscal Year 2015– 2016

AS REQUIRED BY PENAL CODE
SECTION 1463.010

DECEMBER 2016



JUDICIAL COUNCIL
OF CALIFORNIA

In 2003, the Legislature amended Penal Code section 1463.010 to require the Judicial Council to develop and adopt guidelines, standards, and tools for collecting court-ordered debt. In 2007, the statute was further amended to require the Judicial Council to develop performance measures and benchmarks to review the effectiveness of programs in the collection of delinquent court-ordered debt and to report annually to the Legislature on the following:

- The extent to which each court or county collections program is following best practices for its collections program;
- The performance of each collections program; and
- Any changes necessary to improve the performance of collections programs statewide.

The first legislative report, covering fiscal year (FY) 2008–2009, established the framework for reporting performance of collections programs statewide and provided a baseline from which to measure future performance.

Overview

This annual report includes information as reported by the individual court and county collections programs. Court and county collections programs are required to submit their information using the Judicial Council–approved *Collections Reporting Template* (see Attachment 2). In addition, this report provides a summary snapshot of each joint court and county collections program including the program’s assessment of its performance, progress, and any challenges encountered during the reporting period (see Attachment 1).

This report also contains a brief summary about the statewide amnesty program that has been offered to the public for an eighteen-month period, from October 1, 2015 to March 30, 2017. The program provides the opportunity for individuals to pay off outstanding delinquent debt at a reduced rate and/or have their driving privileges restored through the reinstatement of their suspended driver’s licenses, as authorized by Vehicle Code section 42008.8. As mandated, a separate report with complete results of the statewide amnesty program will be submitted to the Legislature on August 31, 2017 and will be available at www.courts.ca.gov/7466.htm.

Findings

Based on information reported by the 58 court and county collections programs for the FY 2015–2016 reporting period, statewide collections programs collected a total of \$652.2 million in delinquent court-ordered debt. Delinquent accounts are non-forthwith collections and installment payment accounts that have not met the terms and conditions of payment agreements. (Forthwith payments generally involve payments on the same day as the court order with no extra cost involved.)

A total of \$5.3 billion in delinquent court-ordered debt has been collected by court and county collections programs since FY 2008–2009, when the Judicial Council’s Funds and Revenues Unit¹ began tracking statewide performance, with a beginning balance of \$5.2 billion. The total outstanding debt of \$9.7 billion reported by courts and counties represents a 4.1 percent increase over the \$9.3 billion reported in FY 2014–2015. It is probable that a substantial portion of the outstanding \$9.7 billion may be uncollectible due to the age of the accounts. The collectability of delinquent debt is primarily determined by the age of the account (the date at which it becomes delinquent). As debt ages it becomes harder to collect over time. The disparity in case management and accounting systems statewide continues to hinder consistent and reliable reporting of age-related debt information. Therefore, an accurate amount of collectible debt is unavailable.

Individual collections programs reported a number of factors that affected collections this fiscal year and should be considered in assessing the overall collectability of delinquent court-ordered debt on a statewide basis. These factors include the following:

- The statewide amnesty program that has been offered to the public for an eighteen-month period, from October 1, 2015 to March 30, 2017;
- Implementation of new case management systems have created reporting complications for some programs in reconciling financial and case data from multiple systems. Long-term performance improvements are expected in revenue tracking and reporting once implementation issues are resolved.
- Implementation of collections tools such as credit card payment options, contracting with a private vendor or intrabranch collections programs.
- \$135.6 million in delinquent court-ordered debt was identified as uncollectible and discharged from accountability;
- Transition of responsibility between entities for the collection of delinquent debt affected collections rates for the reporting period for a few programs. Long-term performance improvements are expected once processes are fully implemented.

Chart 1 depicts the total delinquent court-ordered debt collected in FY 2015–2016 and the percentages collected by each of the collecting entities involved in the statewide collection of court-ordered debt. Amounts collected by the Franchise Tax Board’s Interagency Intercept Collections (FTB-IIC) program and the Department of Motor Vehicles is reported under “Other.”

¹ In 2014, the Judicial Council retired the use of the name “Administrative Office of the Courts.” The Revenue and Collections Unit was renamed the Funds and Revenue Unit in 2016.

It should be noted that all delinquent court-ordered debt is only temporarily deposited in each respective local treasury. It is then distributed to the various state and local government entities as mandated.

Chart 1: FY 2015–2016 Delinquent Court-Ordered Debt Collected by Entity

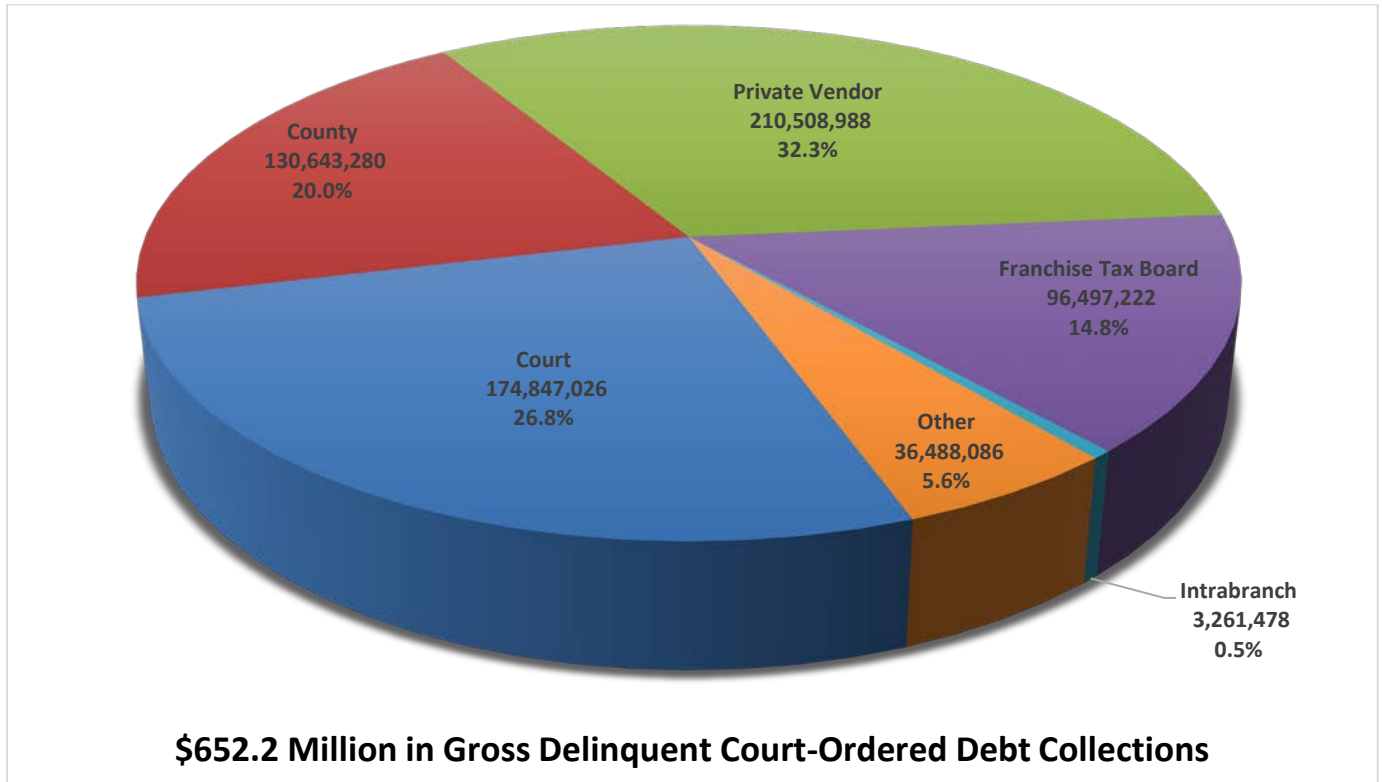


Chart 2 shows court-ordered debt collected and program costs for each type of entity involved in the collection of court-ordered debt this fiscal year. The total gross amount collected by each entity is shown in dollars; program costs are shown as percentages. For example, the courts collected a total of \$174.8 million of which 19.8 percent was used to offset program operating costs and commission fees charged by each collections entity (private vendor, intrabranh, Franchise Tax Board, etc.). Notable variances in private vendor operating costs in comparison to the intrabranh program represent economies of scale and other program-specific factors.

Chart 2: Delinquent Court-ordered Debt Collected and Recovered Costs by Entity

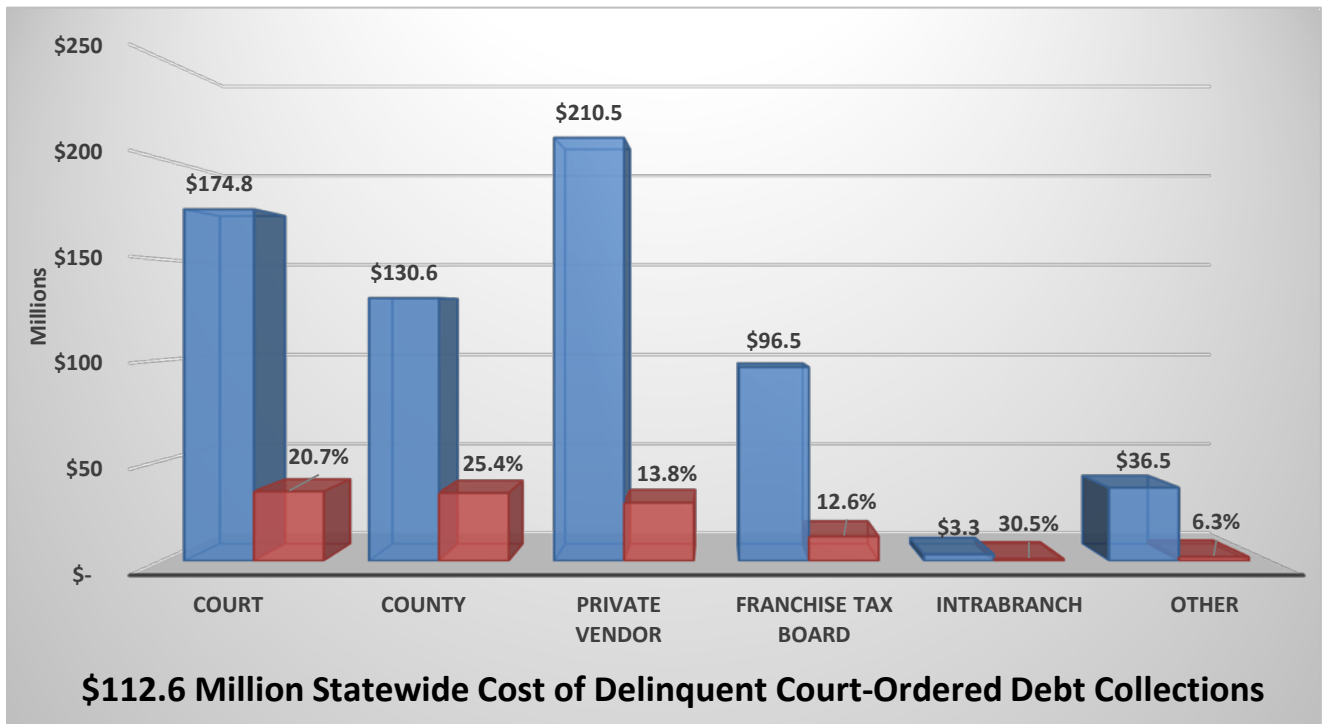


Chart 3 shows statewide collections totals for delinquent court-ordered revenue over an eight-year period.

Chart 3: Statewide Delinquent Court Ordered Debt Collections since FY 2008-09



Statewide Amnesty Program

The data reported in the FY 2015–2016 Annual Financial Report section of the *Collections Reporting Template* includes 157,047 resolved cases, \$23.7 million in court-ordered debt collected, and \$8.3 million in program costs resulting from the statewide traffic amnesty program. Amnesty information specific to the 58 collections program for the period of October 1, 2015 through June 30, 2016, is included in the individual program reports (see Attachment 1).

Vehicle Code section 42008.8 authorized the statewide amnesty program for bail and fines for delinquent court-ordered debt meeting certain eligibility requirements. The eighteen-month program which started on October 1, 2015 and ends March 30, 2017, was implemented locally by the court or county responsible for the collection of delinquent court-ordered debt. The amnesty program allows individuals with outstanding delinquent infraction or specified misdemeanor cases to fully satisfy their payment obligations by making a lump-sum payment or installments of 50 or 20 percent of the outstanding balance. Of the \$8.3 million in program operating costs, county and court collections programs have thus far recovered \$7.2 million. Also, the programs have submitted to the Department of Motor Vehicles 131,738 requests for the release of holds/suspensions on driver's licenses, which were placed for failure to appear or failure to pay court-ordered debt. More information about the ongoing amnesty program is available at <http://www.courts.ca.gov/trafficamnesty.htm>

Collections Best Practices

The Judicial Council adopted *Collections Best Practices* in 2008, with subsequent revisions made in 2011 (Attachment 3). The best practices establish a variety of strategies designed to improve the collection of delinquent court-ordered debt, and include enforcement tools such as placing a hold on a driver's license through the Department of Motor Vehicles and imposing a civil assessment rather than issuing warrants on delinquent debtors. Other tools within the best practices include the adjudication of cases where defendants are absent, methods for offsetting operating costs, and contracting the services of third party collections vendors. Statewide collections programs are encouraged to follow as many best practices as possible in an effort to enhance collections efforts, resolve accounts in a timely manner, and increase collections (Refer to <http://www.courts.ca.gov/partners/455.htm>).

In FY 2015–2016, of the 58 statewide programs, 53 programs met 20 or more of the 25 practices, and 45 programs were in the 90th percentile, meeting 23, 24, or all 25 of the best practices. Collections programs are not required to meet a specified number of best practices, though courts and counties continue to implement additional practices to improve revenue collection. For example, in this fiscal year, 8 programs increased implementation of one or more additional best practices over the prior reporting period.

The following table lists the number of best practices used by each collection program in FY 2015–2016.

Table 1: Number of Best Practices Utilized by Each Collection Program

Number of Collections Best Practices by Collections Program for FY 2015–2016							
Alameda	25	Kings	21	Placer	24	Sierra	25
Alpine	25	Lake	24	Plumas	24	Siskiyou	23
Amador	25	Lassen	24	Riverside	24	Solano	23
Butte	25	Los Angeles	22	Sacramento	25	Sonoma	25
Calaveras	22	Madera	25	San Benito	16	Stanislaus	23
Colusa	24	Marin	23	San Bernardino	19	Sutter	18
Contra Costa	23	Mariposa	22	San Diego	24	Tehama	24
Del Norte	22	Mendocino	24	San Francisco	22	Trinity	23
El Dorado	22	Merced	23	San Joaquin	23	Tulare	25
Fresno	23	Modoc	24	San Luis Obispo	19	Tuolumne	25
Glenn	24	Mono	23	San Mateo	25	Ventura	24
Humboldt	24	Monterey	24	Santa Barbara	22	Yolo	24
Imperial	24	Napa	24	Santa Clara	24	Yuba	25
Inyo	25	Nevada	25	Santa Cruz	23		
Kern	19	Orange	23	Shasta	23		

Third Party Collections Entities

California collections programs have the option of contracting for the services of one or more third party collections entities to assist in the collection of delinquent court-ordered debt, which is particularly helpful when programs have limited staff or resources, or need to focus their efforts on other mission-critical goals and objectives. Additionally, third party vendors may be better equipped for hard-to-collect cases, allowing collections programs to address the collection of newer cases that tend to require less effort and fewer resources. The options available to the programs for third party collections entities, as listed in the *Collections Best Practices*, include the following:

- Use of Third Party Vendors:** Private collections vendors make calls on behalf of the collections programs, send notices, set up payment plans, and receive and forward cases to subsequent vendors for further collections efforts. Private vendors were first awarded statewide master agreements by the Judicial Council in January 2005, when 4 vendors were contracted to collect on behalf of courts and counties. Upon expiration of the initial agreements, 7 vendors were subsequently awarded contracts in 2009; and, in 2014, 11 private vendors were awarded contracts. Individual programs negotiate and contract with the vendors, with effective commission rates that can vary from 3.9 percent to 47.8 percent. Fifty-two of the 58 collections programs used at least one vendor during this reporting period, which is an increase of 7 programs from last year. Programs with a high volume of delinquent accounts may elect to use multiple vendors. (For a list of statewide

master agreements, refer to <http://www.courts.ca.gov/procurementservices.htm>.)

- **Use of California Franchise Tax Board services:** The Franchise Tax Board (FTB) has two programs available to collection programs that choose to contract for its services: (1) Franchise Tax Board's Court-Ordered Debt (FTB-COD), and (2) Interagency Intercept Collection (FTB-IIC) programs. The FTB-COD program offers a variety of collections services that include wage garnishment, bank levies, and seizure of real and personal property or other assets to satisfy payment of delinquent debt. Accounts with a balance of at least \$100 must be delinquent 90 days before they can be referred to the FTB-COD, and commission rates may not exceed 15 percent. For FTB-IIC, collections programs submit delinquent accounts annually, by December 1, and the program intercepts California tax returns and applies the amount seized to the outstanding debt. (Refer to both https://www.ftb.ca.gov/online/Court_Ordered_Debt/overview.shtml and https://www.ftb.ca.gov/individuals/Interagency_Intercept_Collections/index.shtml.)
- **Use of another court or county collections program:** Intrabranh collections services are court-to-court or county-to-county programs that operate under a written MOU. The Superior Courts of Shasta and Ventura Counties provided this service to a total of 8 other superior courts during the reporting period. Shasta provided collection services to 6 courts and Ventura to 2 courts.

Both courts that offer intrabranh collections services provide customized services and tools to meet the needs of the programs. Ventura offers a predictive dialer, which it upgraded in February 2014, increasing call volume by 60 percent. The main courthouse has a walk up window with extended evening and weekend hours of operation, which along with the usage of the predictive dialer increases the chance of communicating with debtors and limiting their need to contact a clerk or go inside the court. Shasta has collection clerks stationed in Courtrooms to meet with individuals at the time of sentencing. This allows the defendant the opportunity to make payment arrangements immediately after sentencing and ensures communication and that the collections department has all the appropriate information necessary to resolve the debt.

Performance Measures

In FY 2008–2009, performance measures and benchmarks were developed to evaluate the future effectiveness of collections programs statewide. A benchmark represents the minimum standard of performance that should be achievable by each collection program statewide. The Judicial Council adopted the Gross Recovery Rate (GRR) and Success Rate (SR) to provide baselines from which to measure and compare each program's progress from year to year, and for analyzing statewide programs (Attachment 4). (See <http://www.courts.ca.gov/partners/documents/perfbench.pdf>.)

- The Gross Recovery Rate measures a program’s ability to resolve delinquent court-ordered debt, and calculates delinquent court-ordered debt collections, adjustments, and discharges against total referrals (newly established debt) for the period. A benchmark of 34 percent was established.
- The Success Rate measures the amount of delinquent court-ordered debt collected by a program, and calculates revenue against total referrals (newly established debt) for the period after adjustments and discharges are made. A benchmark of 31 percent was established.

In FY 2015–2016, 53 of the 58 programs exceeded the Gross Recovery Rate benchmark, no change from the prior year. Forty-five programs exceeded the Success Rate benchmark, a decrease of five programs from the prior year. The decrease in the number of programs meeting or exceeding the Success Rate benchmark this fiscal year may be the result of various factors including but not limited to adjustments related to the statewide amnesty program, discharged debt, changing case management systems, changes in operations, and reporting errors, as explained below:

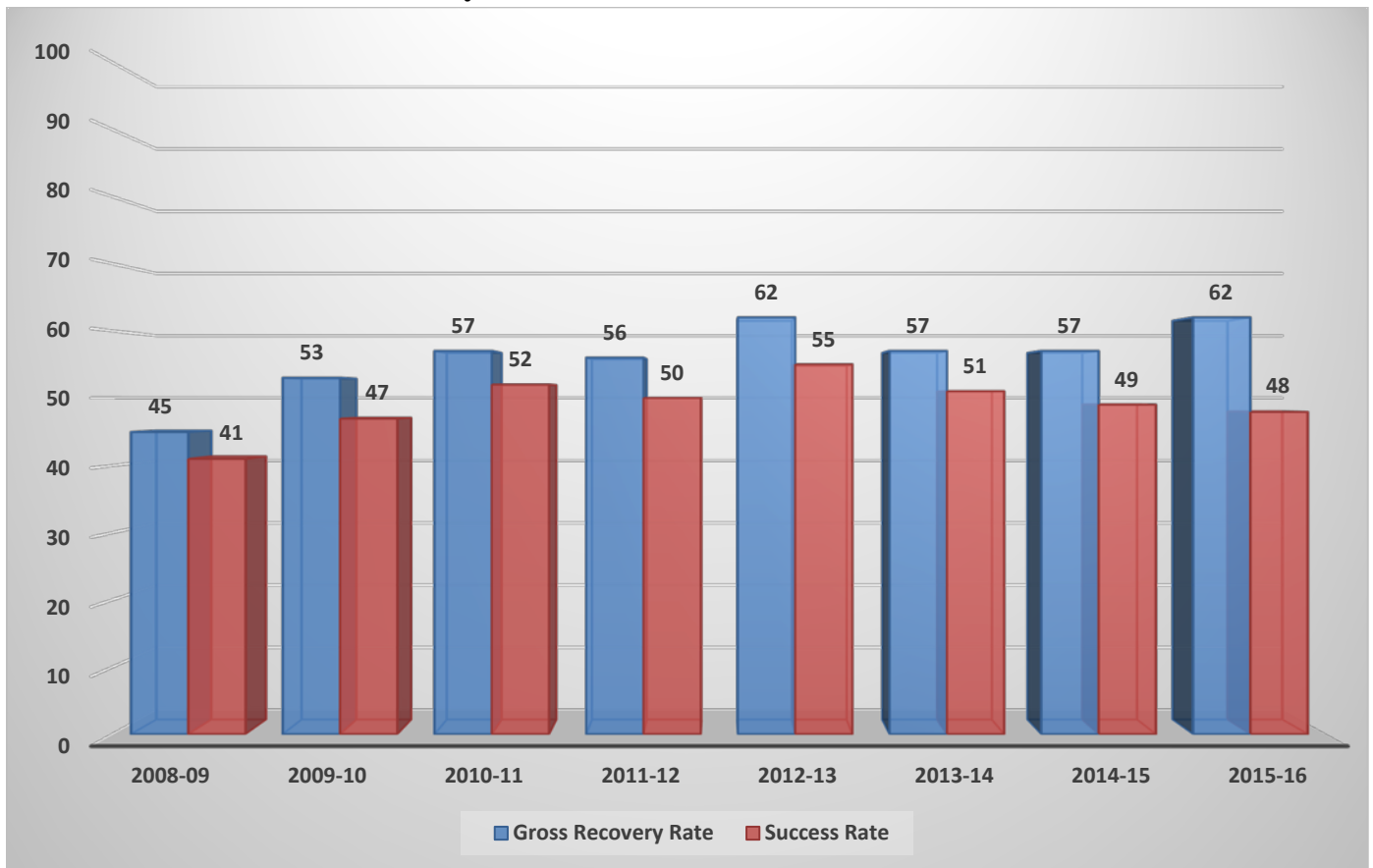
- An adjustment is defined as any change in the total amount of debt due after the initial determination of the amount of the outstanding delinquent debt. For example, a judge or a deputized clerk may reduce the amount a debtor owes.
- Debt may be discharged from accountability by the court or county collecting entity, as authorized by statute. This process does not relieve the debtor from the responsibility of the debt or payment obligations; it only allows the court to discharge the aged delinquent account as “uncollectible” and remove it from accounting balances. The debtor still owes the debt. During the eighteen-month statewide amnesty program, the Funds and Revenue Unit has advised court and county collections programs to refrain from discharging debt.
- Several programs have changed case management systems (CMS), resulting in hours of staff time being dedicated to training on the new CMS. Additionally, multiple programs have stated an inability to separate delinquent cases from non-delinquent or experienced issues reporting a specific type of debt collected, which impacts their ability to accurately report collections results.
- Operational changes that impact the results reported here include the methods and timeframe used to refer and transfer cases between collecting entities, the implementation of new practices and collections tools, such as trials by written declaration, and offering debtors additional payment options.
- Amnesty program activity has resulted in increases in Gross Recovery Rate performance measures for some programs.

The performance of each individual collections program from the FY 2008–2009 base year to the current FY 2015–2016 reporting period is detailed in Attachment 5, and can be found in each annual report posted at <http://www.courts.ca.gov/partners/455.htm>. Comments on the increase or

decrease from the previous year's Gross Recovery Rate and Success Rate, provided by the programs, are located in the individual program reports in Attachment 1.

Chart 4 shows statewide averages for Gross Recovery Rates and Success Rates compiled for 42 programs. The remaining 16 programs, due to discharged debt totaling \$135.7 million this fiscal year, were excluded from the calculation to avoid skewing the data. If all 58 program rates had been included in the calculation, the average Gross Recovery Rate would be 75 and the Success Rate would be 61 percent. The 16 programs that reported unusually high adjustments and discharged debt would have contributed to an inconsistency in the overall Gross Recovery Rate and Success Rate, which is why they were excluded from the final calculation as presented in this report.

Chart 4: Statewide Gross Recovery Rates and Success Rates since FY 2008-09



Discharge from Accountability

It is important to distinguish collectible court-ordered debt that is past due from delinquent court-ordered debt that is considered uncollectible and meets the recommended eligibility criteria to be discharged from accountability by the collecting entity. Court and county collections programs are authorized, under Government Code sections 25257–25259.95, to discharge outstanding debt

from accountability if the outstanding amount is too small to justify the cost of collections or the likelihood of collection does not warrant the expense involved. Additional criteria for determining when debt may be considered uncollectible include:

- All the required reasonable collection efforts, including Penal Code section 1463.007, have been performed;
- The debtor is deceased, has no assets, and a copy of the death certificate has been submitted; and
- At least 5 years for infractions or 10 years for misdemeanors and felonies have elapsed from the date the debt became delinquent.

In FY 2015–2016, \$135.7 million was discharged by 16 collections programs, which represents a 52.9 percent decrease from the \$288.2 million discharged in FY 2014–2015. The \$557.6 million discharged in the past four fiscal years combined represents a substantial amount compared to the \$5.2 billion in outstanding debt reported at the beginning of FY 2008–2009, the base year established for measuring statewide performance. The Funds and Revenue Unit encouraged programs to implement a discharge from accountability process that contributed to the reduction of the statewide outstanding debt balance. Unfortunately, limitations in case management and accounting systems continue to prevent programs from being able to accurately identify uncollectible accounts. Also, the effort, dedication, and time required to exhaust all collection efforts before a hard-to-collect case can be discharged from accountability is prohibitive for programs with limited staff and resources. Moreover, some counties and courts lack the systems and resources to accurately determine what amount of current outstanding court-ordered debt is collectible compared to the amount that is eligible to be discharged.

Improving Statewide Collections and Distribution of Court-ordered Debt

In 2009, the Judicial Council’s Funds and Revenues Unit, in collaboration with the California State Association of Counties, convened an informal group of court and county subject matter experts to make recommendations to improve the performance of collections programs statewide. Since 2009, a number of changes have been identified across the full spectrum of collections efforts, from new enforcement tools to improvements in collecting forthwith payments so they do not become delinquent. The group met throughout the year to address statewide collections issues, provide expertise on operational issues, and serve as a forum to share ideas and discuss issues affecting court and county collections.

Specific efforts and accomplishments to improve statewide collections and distribution during this reporting period include:

- Conducting the annual statewide training sessions on the distribution of revenues, in collaboration with staff of the State Controller’s Office, Franchise Tax Board, and Judicial Council’s Audit Services, the Office of Government Affairs and Legal Services. Court and county staff attended one of the three “live” sessions offered in southern and

northern California locations in late spring. Also, two webinar sessions were offered in the fall, primarily to provide updates on new laws affecting traffic, criminal fines and fees.

- Collaborated with court and county experts and staff from other Judicial Council offices to develop fiscal procedures for the accounting, collection, and distribution of any court-ordered debt that remained unpaid at the time of transfer of probation and mandatory supervision cases between counties. Additional information on intercounty case transfers is available at <http://www.courts.ca.gov/partners/455.htm>.
- Continuing outreach to court and county collections programs to address a variety of current issues and collections questions, which include providing tools and options for improving collections as well as training and legislative updates.
- Maintaining and strengthening key relationships and partnerships with collections stakeholders such as the (1) State Controller's Office, (2) California State Association of Counties, (3) California Revenue Officers Association, and (4) Probation Business Managers Association.
- Maintaining peer-to-peer information sharing and problem resolution opportunities, including collections and revenue distribution listserv open to both court and county partners who work in court-ordered debt collections and revenue distribution to collaborate and share knowledge regarding the collection of forthwith, non-delinquent, and delinquent court-ordered debt as well as local and state distribution of the monies collected.

Conclusion

In FY 2015–2016, a total of \$652.2 million in delinquent court-ordered debt was collected by court and county collections programs, representing a 3.4 percent decrease in collections from the previous year. A total of \$5.3 billion has been collected over the past eight years of statewide reporting on delinquent debt collection. As noted earlier, an accurate amount of collectible debt cannot be easily determined. The decline in collections may in part be due to the statewide amnesty program as a marked decrease in court-ordered debt collections was noted beginning in October 2015, the first month of the amnesty program.

Despite the added workload related to the amnesty program and the challenges of limitations within case management systems each individual programs continues to enhance their collections program; implementing best practices to improve their performance, adding new collections activities and tools, and streamlining court and county collections operations. A total of \$5.3 billion has been collected over the past eight years of statewide reporting on delinquent debt collection.

For more information about this report, please contact Zlatko Theodorovic, Director, Judicial Council Budget Services, at 916-263-1397, or the Funds and Revenues Unit at collections@jud.ca.gov.

Attachments

1. Court and County Collections Program Reports
2. *Collections Reporting Template*
3. *Collections Best Practices*
4. Performance Measures and Benchmarks
5. Gross Recovery Rate and Success Rate Fiscal Year Tables

County of Alameda and Superior Court of Alameda County Collections Program
Summary of Fiscal Year 2015–2016 Collections Reporting Template

County Population¹: 1,627,865

Authorized Judges/Commissioners²: 75/10.0

Total Revenue Collected: \$26,916,685

Total Amount Discharged: \$0

Gross Recovery Rate: 76%

Success Rate: 75%

Ending Balance³: \$299,373,429

Total Amount Adjusted: \$1,970,510

Program Overview

The collection of delinquent court-ordered debt is a cooperative effort between the Superior Court of Alameda County and the County of Alameda. The court and county have a written memorandum of understanding (MOU) for their collections program. The program includes the following activities as reported in the *Collections Reporting Template*:

- Contracts with the Franchise Tax Board’s Court-Ordered Debt (FTB-COD) program and Interagency Intercept Collections (FTB-IIC) programs;
- Contract with a private debt collector;
- A comprehensive collections program that includes 16 of the 16 collection activity components;
- Internet and credit and debit card payment options; and
- Meets all 25 of the recommended collections best practices (see Attachment 3).

Performance

Based on the financial data reported, the program collected a total of \$26,916,685 from 559,714 total delinquent cases, with collection costs of \$6,970,949. The ending balance of \$299,373,429 in delinquent court-ordered debt represents 504,829 delinquent cases, of which 58,683 were established in the reporting period. The program did not discharge delinquent debt from accountability for the reporting period.

These totals include data from the first nine months, October 1, 2015 through June 30, 2016, of the 18-month statewide traffic amnesty program established by Vehicle Code section 42008.8. A total of 12,782 cases participated in the amnesty program during the period and individuals had their balances reduced 50- or 80-percent. In addition, 7,338 individuals’ driver’s licenses were reinstated as a result of the amnesty program. For the nine-month period, \$677,253 was collected by the program with collection costs of \$628,679.

For the reporting period, the program has a 76 percent Gross Recovery Rate (GRR), which exceeds the recommended 34 percent benchmark, and is 26 percentage points more than the prior year. The program’s Success Rate (SR) of 75 percent exceeds the recommended 31 percent benchmark and is 27 percentage points higher than the prior year.

According to the Alameda collections program, the increases in the Gross Recovery Rate and Success Rate are attributable to the growing number of driver’s license holds placed by the Department of Motor Vehicles, increased reporting of delinquent accounts to credit agencies, the

This report contains information jointly reported by the court and county in the Judicial Council’s *Collections Reporting Template*, under Penal Code section 1463.010.

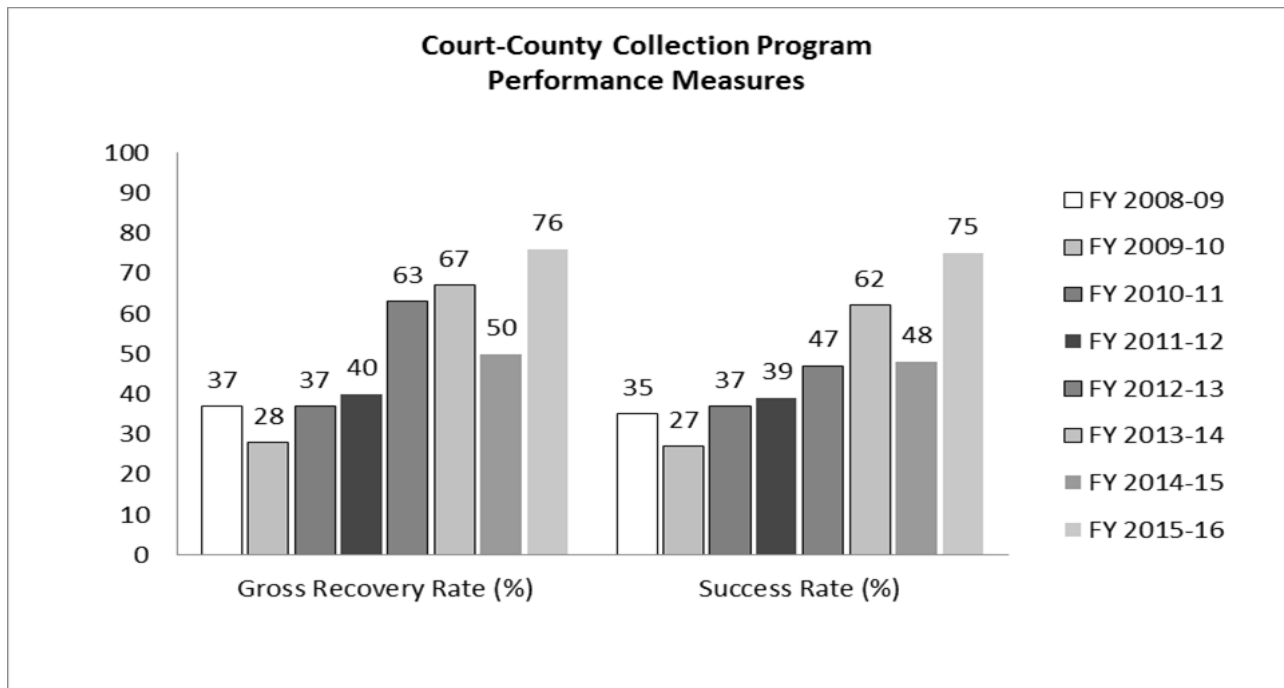
County of Alameda and Superior Court of Alameda County Collections Program
Summary of Fiscal Year 2015–2016 Collections Reporting Template

amnesty program, and the private vendor’s collection efforts. Total delinquent court-ordered debt collected increased by 3 percent from prior year, while the amount established and adjustments declined.

The table below shows the program’s total delinquent revenue collected and the percentage increase or decrease from year to year for the past eight fiscal years:

2008-09	2009-10	2010-11	2011-12	2012-13	2013-14	2014-15	2015-16
\$15,072,879	\$15,058,269	\$17,135,395	\$18,001,914	\$22,984,921	\$25,667,928	\$26,029,643	\$26,916,685
	-0.1%	13.8%	5.1%	27.7%	11.7%	1.4%	3.4%

The chart below shows performance measures for the past eight fiscal years:



Note: The FY 2015–2016 GRR and SR were likely increased by balance adjustments to cases participating in the amnesty program. However, performance rates excluding those adjustments are not provided here as programs were not required by statute to report the related adjustments.

Footnotes:

¹ Population data from State of California, Department of Finance, E-1 City/County Population Estimates and Annual Percent Change—January 1, 2015 and 2016.

² Excludes unfunded judgeships authorized under AB 159 (chap. 722, Stats. 2007). Positions as of June 30, 2016.

³ Ending Balance is the value of outstanding delinquent fines, fees, forfeitures, penalties, and assessments in inventory and may include victim restitution and other justice related reimbursements if the reporting program could not separate those balances.

This report contains information jointly reported by the court and county in the Judicial Council’s Collections Reporting Template, under Penal Code section 1463.010.

County of Alpine and Superior Court of Alpine County Collections Program
Summary of Fiscal Year 2015–2016 Collections Reporting Template

County Population¹: 1,166

Authorized Judges/Commissioners²: 2/0.3

Total Revenue Collected: \$1,860

Total Amount Discharged: \$0

Gross Recovery Rate: -1%

Success Rate: -1%

Ending Balance³: \$2,069

Total Amount Adjusted: \$900

Program Overview

The collection of delinquent court-ordered debt is a cooperative effort between the Superior Court of Alpine County and the County of Alpine. The court and county have a written memorandum of understanding (MOU) for their collections program. The program includes the following activities as reported in the *Collections Reporting Template*:

- Contracts with the Franchise Tax Board’s Court-Ordered Debt (FTB-COD) program;
- Contracts with the Franchise Tax Board’s Interagency Intercept Collections (FTB-IIC) program;
- Contracts with a private debt collector;
- A comprehensive collections program that includes 14 of the 16 collection activity components;
- Internet and credit and debit card payment options; and
- Meets all 25 of the recommended collections best practices (see Attachment 3).

Performance

Based on the financial data reported, the program collected a total of \$1,860 from 392 total delinquent cases, with collection costs of \$0. The ending balance of \$2,069 in delinquent court-ordered debt represents 0 delinquent cases, of which -390 were established in the reporting period. The program did not discharge delinquent debt from accountability for the reporting period.

These totals include data from the first nine months, October 1, 2015 through June 30, 2016, of the 18-month statewide traffic amnesty program established by Vehicle Code section 42008.8. A total of 4 cases participated in the amnesty program during the period and individuals had their balances reduced 50- or 80-percent. In addition, 4 individuals’ driver’s licenses were reinstated as a result of the amnesty program. For the nine-month period, \$551 was collected by the program with collection costs of \$89.

For the reporting period, the program has a -1 percent Gross Recovery Rate (GRR), which does not meet the recommended 34 percent benchmark, and is 44 percentage points lower than the prior year. The program’s Success Rate (SR) of -1 percent does not meet the recommended 31 percent benchmark and is 44 percentage points lower than the prior year.

According to the Alpine collections program, the decreases in the Gross Recovery Rate and Success Rate are largely attributed to the cancellation of the private vendor, switching to a new

This report contains information jointly reported by the court and county in the Judicial Council’s *Collections Reporting Template*, under Penal Code section 1463.010.

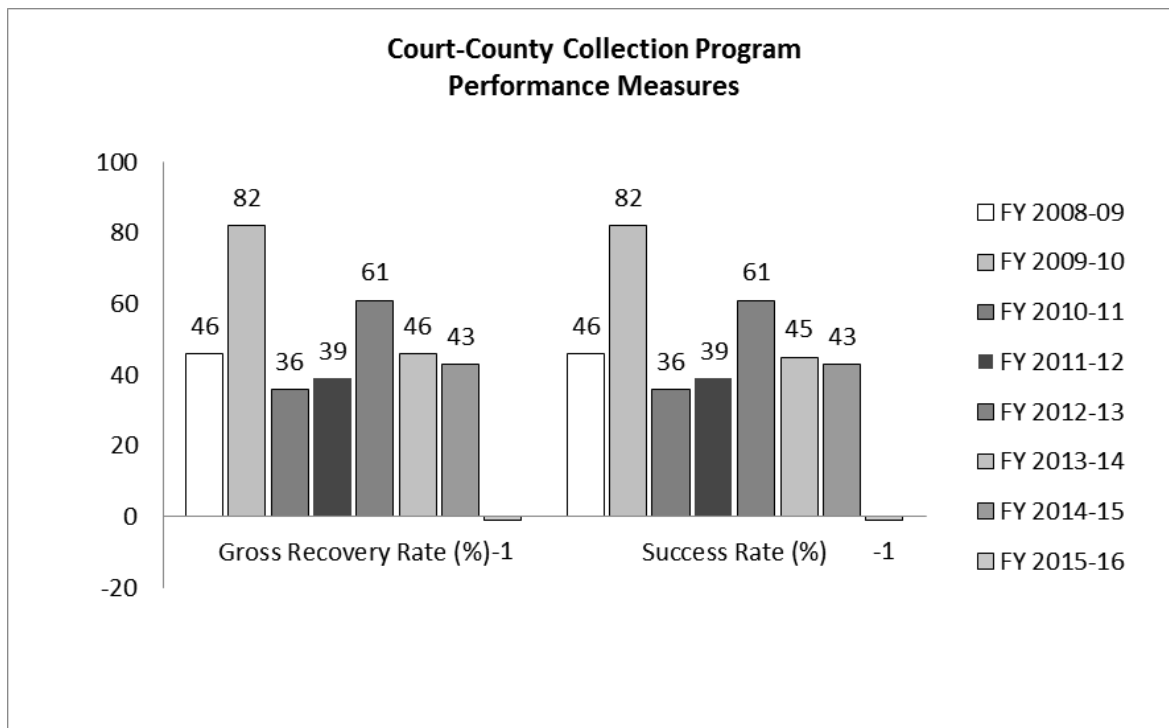
County of Alpine and Superior Court of Alpine County Collections Program
Summary of Fiscal Year 2015–2016 Collections Reporting Template

case management system and having to contract to a new private vendor for collections. The collection program began submitting cases to its new contracted private vendor in mid-June 2016.

The table below shows the program’s total delinquent revenue collected and the percentage increase or decrease from year to year for the past eight fiscal years:

2008-09	2009-10	2010-11	2011-12	2012-13	2013-14	2014-15	2015-16
\$24,759	\$25,070	\$54,946	\$36,353	\$27,466	\$29,715	\$33,891	\$1,860
	1.3%	119.2%	-33.8%	-24.4%	8.2%	14.1%	-94.5%

The chart below shows performance measures for the past eight fiscal years:



Note: The FY 2015–2016 GRR and SR were likely increased by balance adjustments to cases participating in the amnesty program. However, performance rates excluding those adjustments are not provided here as programs were not required by statute to report the related adjustments.

Footnotes:

¹ Population data from State of California, Department of Finance, E-1 City/County Population Estimates and Annual Percent Change—January 1, 2015 and 2016.

² Excludes unfunded judgeships authorized under AB 159 (chap. 722, Stats. 2007). Positions as of June 30, 2016.

This report contains information jointly reported by the court and county in the Judicial Council’s Collections Reporting Template, under Penal Code section 1463.010.

County of Alpine and Superior Court of Alpine County Collections Program
Summary of Fiscal Year 2015–2016 Collections Reporting Template

³Ending Balance is the value of outstanding delinquent fines, fees, forfeitures, penalties, and assessments in inventory and may include victim restitution and other justice related reimbursements if the reporting program could not separate those balances.

This report contains information jointly reported by the court and county in the Judicial Council's *Collections Reporting Template*, under Penal Code section 1463.010.

County of Amador and Superior Court of Amador County Collections Program
Summary of Fiscal Year 2015–2016 Collections Reporting Template

County Population¹: 37,707

Authorized Judges/Commissioners²: 2/0.3

Total Revenue Collected: \$320,669

Total Amount Discharged: \$0

Gross Recovery Rate: 30%

Success Rate: 19%

Ending Balance³: \$6,246,279

Total Amount Adjusted: \$260,993

Program Overview

The collection of delinquent court-ordered debt is a cooperative effort between the Superior Court of Amador County and the County of Amador. The court and county have a written memorandum of understanding (MOU) for their collections program. The program includes the following activities as reported in the *Collections Reporting Template*:

- An MOU with the Superior Court of Ventura County to provide collections services as part of an Intrabranch Collections Services Program;
- Contracts with the Franchise Tax Board’s Court-Ordered Debt (FTB-COD) and Interagency Intercept Collections (FTB-IIC) programs;
- A comprehensive collections program that includes 14 of the 16 collection activity components;
- Internet and credit and debit card payment options; and
- Meets all 25 of the recommended collections best practices (see Attachment 3).

Performance

Based on the financial data reported, the program collected a total of \$320,669 from 10,397 total delinquent cases, with collection costs of \$48,100. The ending balance of \$6,246,279 in delinquent court-ordered debt represents 10,397 delinquent cases, of which 2,486 were established in the reporting period. The program did not discharge delinquent debt from accountability for the reporting period.

These totals include data from the first nine months, October 1, 2015 through June 30, 2016, of the 18-month statewide traffic amnesty program established by Vehicle Code section 42008.8. A total of 61 cases participated in the amnesty program during the period and individuals had their balances reduced 50- or 80-percent. In addition, 0 individuals’ driver’s licenses were reinstated as a result of the amnesty program, as the court does not suspend driver’s licenses. For the nine-month period, \$7,159 was collected by the program with collection costs of \$8,232.

For the reporting period, the program has a 30 percent Gross Recovery Rate (GRR), which does not exceed the recommended 34 percent benchmark, and is 2 percentage points less than the prior year. The program’s Success Rate (SR) of 19 percent does not exceed the recommended 31 percent benchmark and is 13 percentage points lower than the prior year.

According to the Amador collections program, decreases in the Gross Recovery and Success Rate are attributable to case management system limitations that prevent the program from

This report contains information jointly reported by the court and county in the Judicial Council’s *Collections Reporting Template*, under Penal Code section 1463.010.

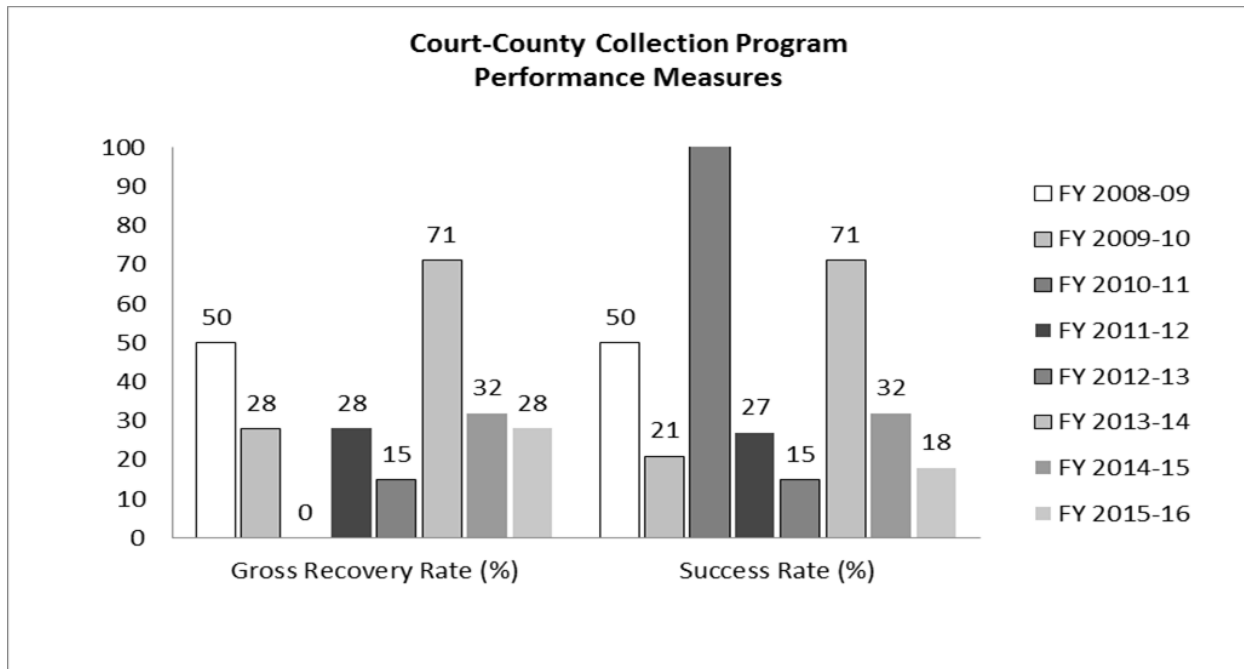
County of Amador and Superior Court of Amador County Collections Program
Summary of Fiscal Year 2015–2016 Collections Reporting Template

providing reliable information on the value of cases established with the Intra-Branch Program for the reporting period. The court used an average of the cases established during the first ten months of contracting with Ventura’s Intra-Branch Program to estimate the 12-month reporting period.

The table below shows the program’s total delinquent revenue collected and the percentage increase or decrease from year to year for the past eight fiscal years:

2008-09	2009-10	2010-11	2011-12	2012-13	2013-14	2014-15	2015-16
\$208,958	\$249,465	\$231,058	\$210,658	\$191,255	\$149,983	\$183,750	\$320,669
	19.4%	-7.4%	-8.8%	-9.2%	-21.6%	22.5%	74.5%

The chart below shows performance measures for the past eight fiscal years:



Note: The FY 2015–2016 GRR and SR were likely increased by balance adjustments to cases participating in the amnesty program. However, performance rates excluding those adjustments are not provided here as programs were not required by statute to report the related adjustments.

Footnotes:

¹ Population data from State of California, Department of Finance, E-1 City/County Population Estimates and Annual Percent Change—January 1, 2015 and 2016.

² Excludes unfunded judgeships authorized under AB 159 (chap. 722, Stats. 2007). Positions as of June 30, 2016.

³ Ending Balance is the value of outstanding delinquent fines, fees, forfeitures, penalties, and assessments in inventory and may include victim restitution and other justice related reimbursements if the reporting program could not separate those balances.

This report contains information jointly reported by the court and county in the Judicial Council’s Collections Reporting Template, under Penal Code section 1463.010.

County of Butte and Superior Court of Butte County Collections Program
Summary of Fiscal Year 2015–2016 Collections Reporting Template

County Population¹: 224,601 Authorized
Judges/Commissioners²: 11/2.0 Total
Revenue Collected: \$8,284,862 Total
Amount Discharged: \$0

Gross Recovery Rate: 73%
Success Rate: 57%
Ending Balance³: \$105,216,658
Total Amount Adjusted: \$9,095,559

Program Overview

The collection of delinquent court-ordered debt is a cooperative effort between the Superior Court of Butte County and the County of Butte. The court and county have a written memorandum of understanding (MOU) for their collections program. The program includes the following activities as reported in the *Collections Reporting Template*:

- Contracts with the Franchise Tax Board’s Court-Ordered Debt (FTB-COD) program;
- Contracts with the Franchise Tax Board’s Interagency Intercept Collections (FTB-IIC) program;
- Contracts with a private debt collector;
- A comprehensive collections program that includes 16 of the 16 collection activity components;
- Internet and credit and debit card payment options; and
- Meets all 25 of the recommended collections best practices (see Attachment 3).

Performance

Based on the financial data reported, the program collected a total of \$8,284,862 from 96,542 total delinquent cases, with collection costs of \$997,095. The ending balance of \$105,216,658 in delinquent court-ordered debt represents 74,535 delinquent cases, of which 11,549 were established in the reporting period. The program did not discharge delinquent debt from accountability for the reporting period.

These totals include data from the first nine months, October 1, 2015 through June 30, 2016, of the 18-month statewide traffic amnesty program established by Vehicle Code section 42008.8. A total of 591 cases participated in the amnesty program during the period and individuals had their balances reduced 50- or 80-percent. In addition, 741 individuals’ driver’s licenses were reinstated as a result of the amnesty program. For the nine-month period, \$21,022 was collected by the program with collection costs of \$183,184.

For the reporting period, the program has a 73 percent Gross Recovery Rate (GRR), which exceeds the recommended 34 percent benchmark, and is 21 percentage points less than the prior year. The program’s Success Rate (SR) of 57 percent exceeds the recommended 31 percent benchmark and is 28 percentage points less than the prior year.

This report contains information jointly reported by the court and county in the Judicial Council’s *Collections Reporting Template*, under Penal Code section 1463.010.

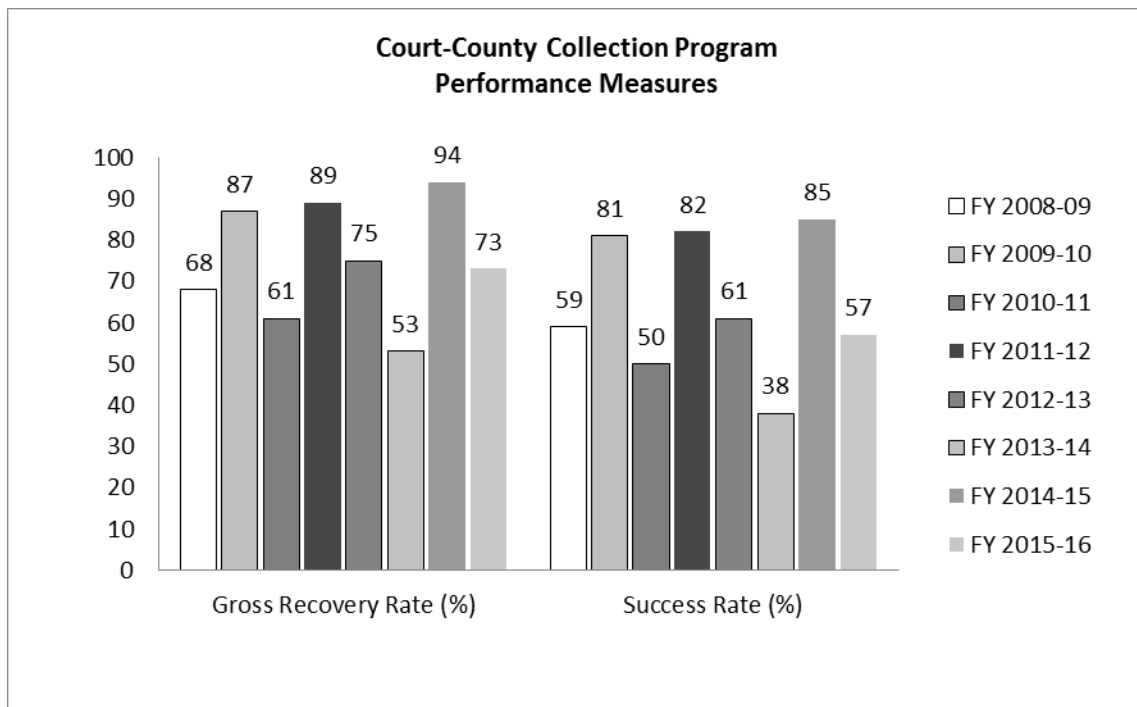
County of Butte and Superior Court of Butte County Collections Program
Summary of Fiscal Year 2015–2016 Collections Reporting Template

According to the Butte collections program, the decrease in the Gross Recovery Rate and Success Rate are largely attributed due to the program not discharging any cases for the Fiscal year (last year’s discharge was unusually large) but the program did reduce its accounts receivables by \$566,000 by resolving cases eligible for the Amnesty Program and increase in revenue collected by the Franchise Tax Board’s Interagency Intercept Collections (FTB-IIC) program.

The table below shows the program’s total delinquent revenue collected and the percentage increase or decrease from year to year for the past eight fiscal years:

2008-09	2009-10	2010-11	2011-12	2012-13	2013-14	2014-15	2015-16
\$8,094,418	\$9,946,411	\$8,752,646	\$8,847,265	\$8,425,176	\$8,210,472	\$8,113,069	\$8,284,862
	22.9%	-12.0%	1.1%	-4.8%	-2.5%	-1.2%	2.1%

The chart below shows performance measures for the past eight fiscal years:



Note: The FY 2015–2016 GRR and SR were likely increased by balance adjustments to cases participating in the amnesty program. However, performance rates excluding those adjustments are not provided here as programs were not required by statute to report the related adjustments.

Footnotes:

¹Population data from State of California, Department of Finance, E-1 City/County Population Estimates and Annual Percent Change—January 1, 2015 and 2016.

This report contains information jointly reported by the court and county in the Judicial Council’s Collections Reporting Template, under Penal Code section 1463.010.

County of Butte and Superior Court of Butte County Collections Program
Summary of Fiscal Year 2015–2016 Collections Reporting Template

²Excludes unfunded judgeships authorized under AB 159 (chap. 722, Stats. 2007). Positions as of June 30, 2016.

³Ending Balance is the value of outstanding delinquent and non-delinquent fines, fees, forfeitures, penalties, and assessments in inventory and may include victim restitution and other justice related reimbursements if the reporting program could not separate those balances.

This report contains information jointly reported by the court and county in the Judicial Council's *Collections Reporting Template*, under Penal Code section 1463.010.

County of Calaveras and Superior Court of Calaveras County Collections Program
Summary of Fiscal Year 2015–2016 Collections Reporting Template

County Population¹: 45,207

Authorized Judges/Commissioners²: 2/0.3

Total Revenue Collected: \$388,264

Total Amount Discharged: \$0

Gross Recovery Rate: 48%

Success Rate: 47%

Ending Balance³: \$10,636,409

Total Amount Adjusted: \$4,542

Program Overview

The collection of delinquent court-ordered debt is a cooperative effort between the Superior Court of Calaveras County and the County of Calaveras. The court and county do not have a written memorandum of understanding (MOU) for their collections program. The program includes the following activities as reported in the *Collections Reporting Template*:

- Contracts with the Franchise Tax Board’s Court-Ordered Debt (FTB-COD) program;
- Contracts with the Franchise Tax Board’s Interagency Intercept Collections (FTB-IIC) program;
- Contracts with a private debt collector;
- A comprehensive collections program that includes 15 of the 16 collection activity components;
- Internet and credit and debit card payment options; and
- Meets 22 of the 25 recommended collections best practices; the following best practices are currently not being met: 1, 2, and 18 (see Attachment 3).

Performance

Based on the financial data reported, the program collected a total of \$388,264 from 5,161 total delinquent cases, with collection costs of \$131,720. The ending balance of \$10,636,409 in delinquent court-ordered debt represents 3,601 delinquent cases, of which 868 were established in the reporting period. The program did not discharge delinquent debt from accountability for the reporting period.

These totals include data from the first nine months, October 1, 2015 through June 30, 2016, of the 18-month statewide traffic amnesty program established by Vehicle Code section 42008.8. A total of 98 cases participated in the amnesty program during the period and individuals had their balances reduced 50- or 80-percent. In addition, 132 individuals’ driver’s licenses were reinstated as a result of the amnesty program. For the nine-month period, \$16,813 was collected by the program with collection costs of \$5,524.

For the reporting period, the program has a 48 percent Gross Recovery Rate (GRR), which exceeds the recommended 34 percent benchmark, and is 12 percentage points lower than the prior year. The program’s Success Rate (SR) of 47 percent exceeds the recommended 31 percent benchmark and is 12 percentage points lower than the prior year.

This report contains information jointly reported by the court and county in the Judicial Council’s *Collections Reporting Template*, under Penal Code section 1463.010.

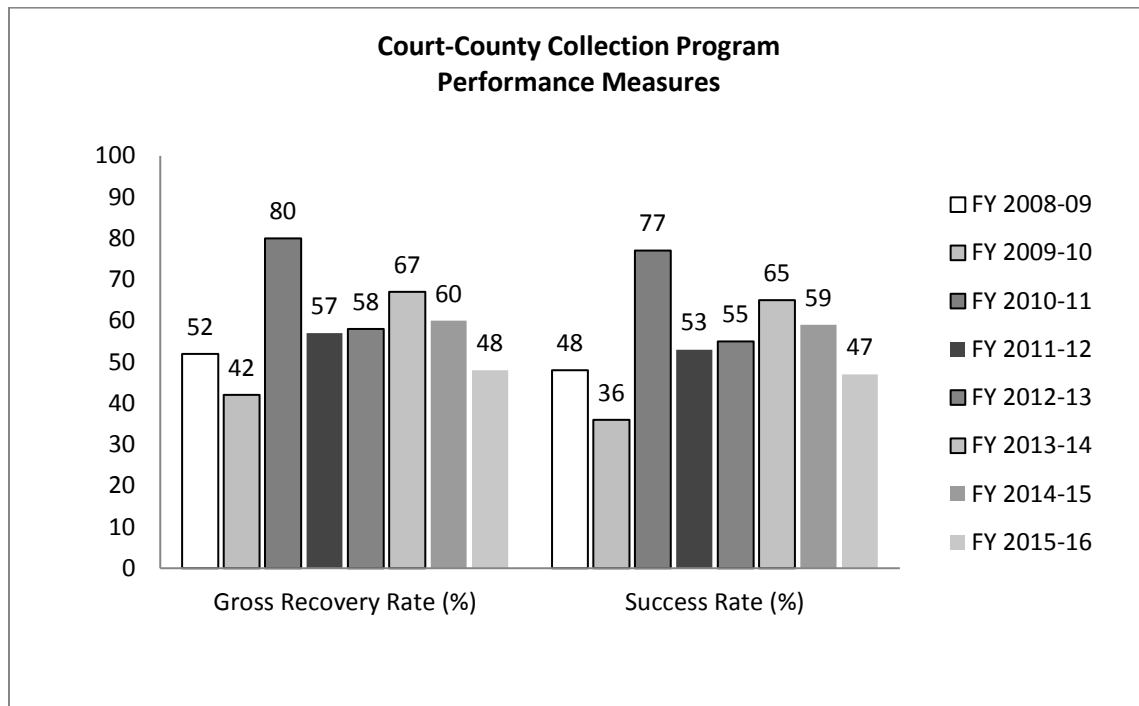
County of Calaveras and Superior Court of Calaveras County Collections Program
Summary of Fiscal Year 2015–2016 Collections Reporting Template

According to the Calaveras collections program, the decreases in the Gross Recovery Rate and Success Rate are largely attributed to the Amnesty Reduction Program.

The table below shows the program’s total delinquent revenue collected and the percentage increase or decrease from year to year for the past eight fiscal years:

2008-09	2009-10	2010-11	2011-12	2012-13	2013-14	2014-15	2015-16
\$539,868	\$523,214	\$567,091	\$540,970	\$459,235	\$470,046	\$421,411	\$388,264
	-3.1%	8.4%	-4.6%	-15.1%	2.4%	-10.3%	-7.9%

The chart below shows performance measures for the past eight fiscal years:



Note: The FY 2015–2016 GRR and SR were likely increased by balance adjustments to cases participating in the amnesty program. However, performance rates excluding those adjustments are not provided here as programs were not required by statute to report the related adjustments.

Footnotes:

¹Population data from State of California, Department of Finance, E-1 City/County Population Estimates and Annual Percent Change—January 1, 2015 and 2016.

²Excludes unfunded judgeships authorized under AB 159 (chap. 722, Stats. 2007). Positions as of June 30, 2016.

This report contains information jointly reported by the court and county in the Judicial Council’s *Collections Reporting Template*, under Penal Code section 1463.010.

County of Colusa and Superior Court of Colusa County Collections Program
Summary of Fiscal Year 2015–2016 Collections Reporting Template

County Population¹: 21,948

Authorized Judges/Commissioners²: 2/0.3

Total Revenue Collected: \$478,023

Total Amount Discharged: \$0

Gross Recovery Rate: 68%

Success Rate: 57%

Ending Balance³: \$8,974,692

Total Amount Adjusted: \$266,924

Program Overview

The collection of delinquent court-ordered debt is a cooperative effort between the Superior Court of Colusa County and the County of Colusa. The court and county have a written memorandum of understanding (MOU) for their collections program. The program includes the following activities as reported in the *Collections Reporting Template*:

- An MOU with the Superior Court of Shasta County to provide collections services as part of an Intrabranh Collections Services Program;
- Contracts with the Franchise Tax Board’s Court-Ordered Debt (FTB-COD) program;
- Contracts with the Franchise Tax Board’s Interagency Intercept Collections (FTB-IIC) program;
- Contracts with a private debt collector;
- A comprehensive collections program that includes 16 of the 16 collection activity components;
- Credit and debit card payment options; and
- Meets 24 of the 25 recommended collections best practices;the following best practice is currently not being met: 16 (see Attachment 3).

Performance

Based on the financial data reported, the program collected a total of \$478,023 from 9,304 total delinquent cases, with collection costs of \$132,712. The ending balance of \$8,974,692 in delinquent court-ordered debt represents 7,979 delinquent cases, of which 1,483 were established in the reporting period. The program did not discharge delinquent debt from accountability for the reporting period.

These totals include data from the first nine months, October 1, 2015 through June 30, 2016, of the 18-month statewide traffic amnesty program established by Vehicle Code section 42008.8. A total of 333 cases participated in the amnesty program during the period and individuals had their balances reduced 50- or 80-percent. In addition, 152 individuals’ driver’s licenses were reinstated as a result of the amnesty program. For the nine-month period, \$47,167.91 was collected by the program with collection costs of \$27,155.69.

For the reporting period, the program has a 68 percent Gross Recovery Rate (GRR), which exceeds the recommended 34 percent benchmark, and is 43 percentage points less than the prior

This report contains information jointly reported by the court and county in the Judicial Council’s *Collections Reporting Template*, under Penal Code section 1463.010.

County of Colusa and Superior Court of Colusa County Collections Program Summary of Fiscal Year 2015–2016 Collections Reporting Template

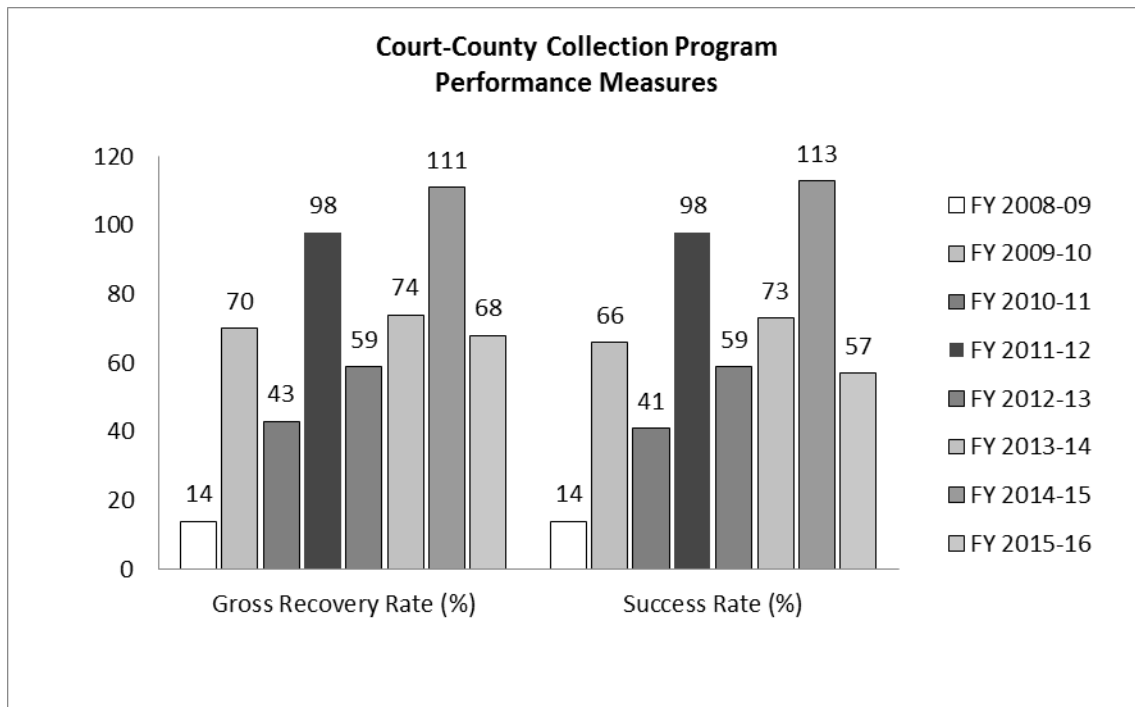
year. The program’s Success Rate (SR) of 57 percent exceeds the recommended 31 percent benchmark and is 56 percentage points less than the prior year.

According to the Colusa collections program, the decrease in the Gross Recovery Rate and Success Rate are largely attributed to the decrease in the number of cases being transferred to the intra-branch program, due to our staffing limitations, the program fell behind in transferring delinquent cases to intra-branch program. In addition, there was a decrease in revenues collected by the intra-branch program due to the Amnesty program.

The table below shows the program’s total delinquent revenue collected and the percentage increase or decrease from year to year for the past eight fiscal years:

2008-09	2009-10	2010-11	2011-12	2012-13	2013-14	2014-15	2015-16
\$146,632	\$474,051	\$557,802	\$816,029	\$883,986	\$837,324	\$622,350	\$478,023
	223.3%	17.7%	46.3%	8.3%	-5.3%	-25.7%	-23.2%

The chart below shows performance measures for the past eight fiscal years:



Note: The FY 2015–2016 GRR and SR were likely increased by balance adjustments to cases participating in the amnesty program. However, performance rates excluding those adjustments are not provided here as programs were not required by statute to report the related adjustments.

This report contains information jointly reported by the court and county in the Judicial Council’s *Collections Reporting Template*, under Penal Code section 1463.010.

County of Colusa and Superior Court of Colusa County Collections Program
Summary of Fiscal Year 2015–2016 Collections Reporting Template

Footnotes:

¹Population data from State of California, Department of Finance, E-1 City/County Population Estimates and Annual Percent Change—January 1, 2015 and 2016.

²Excludes unfunded judgeships authorized under AB 159 (chap. 722, Stats. 2007). Positions as of June 30, 2016.

³Ending Balance is the value of outstanding delinquent fines, fees, forfeitures, penalties, and assessments in inventory and may include victim restitution and other justice related reimbursements if the reporting program could not separate those balances.

This report contains information jointly reported by the court and county in the Judicial Council's *Collections Reporting Template*, under Penal Code section 1463.010.

County of Contra Costa and Superior Court of Contra Costa County Collections Program
Summary of Fiscal Year 2015–2016 Collections Reporting Template

County Population¹: 1,123,429

Authorized Judges/Commissioners²: 38/8.0

Total Revenue Collected: \$20,421,603

Total Amount Discharged: \$0

Gross Recovery Rate: 78%

Success Rate: 77%

Ending Balance³: \$301,158,130

Total Amount Adjusted: \$1,218,505

Program Overview

The collection of delinquent court-ordered debt is a cooperative effort between the Superior Court of Contra Costa County and the County of Contra Costa. The court and county have a written memorandum of understanding (MOU) for their collections program. The program includes the following activities as reported in the *Collections Reporting Template*:

- Contracts with the Franchise Tax Board’s Court-Ordered Debt (FTB-COD) and Interagency Intercept Collections (FTB-IIC) programs;
- Contract with a private debt collector;
- A comprehensive collections program that includes 15 of the 16 collection activity components;
- Internet and credit and debit card payment options; and
- Meets 23 of the 25 recommended collections best practices; the following best practices are currently not being met: 2 and 10 (see Attachment 3).

Performance

Based on the financial data reported, the program collected a total of \$20,421,603 from 354,149 total delinquent cases, with collection costs of \$3,359,719. The ending balance of \$301,158,130 in delinquent court-ordered debt represents 354,149 delinquent cases, of which 31,042 were established in the reporting period. The program did not discharge delinquent debt from accountability for the reporting period.

These totals include data from the first nine months, October 1, 2015 through June 30, 2016, of the 18-month statewide traffic amnesty program established by Vehicle Code section 42008.8. A total of 6,850 cases participated in the amnesty program during the period and individuals had their balances reduced 50- or 80-percent. In addition, 13,862 holds were released from individuals’ driver’s licenses as a result of the amnesty program. For the nine-month period, \$1,225,823 was collected by the program with collection costs of \$516,106.

For the reporting period, the program has a 78 percent Gross Recovery Rate (GRR), which exceeds the recommended 34 percent benchmark, and is 7 percentage points more than the prior year. The program’s Success Rate (SR) of 77 percent exceeds the recommended 31 percent benchmark and is 6 percentage points higher than the prior year.

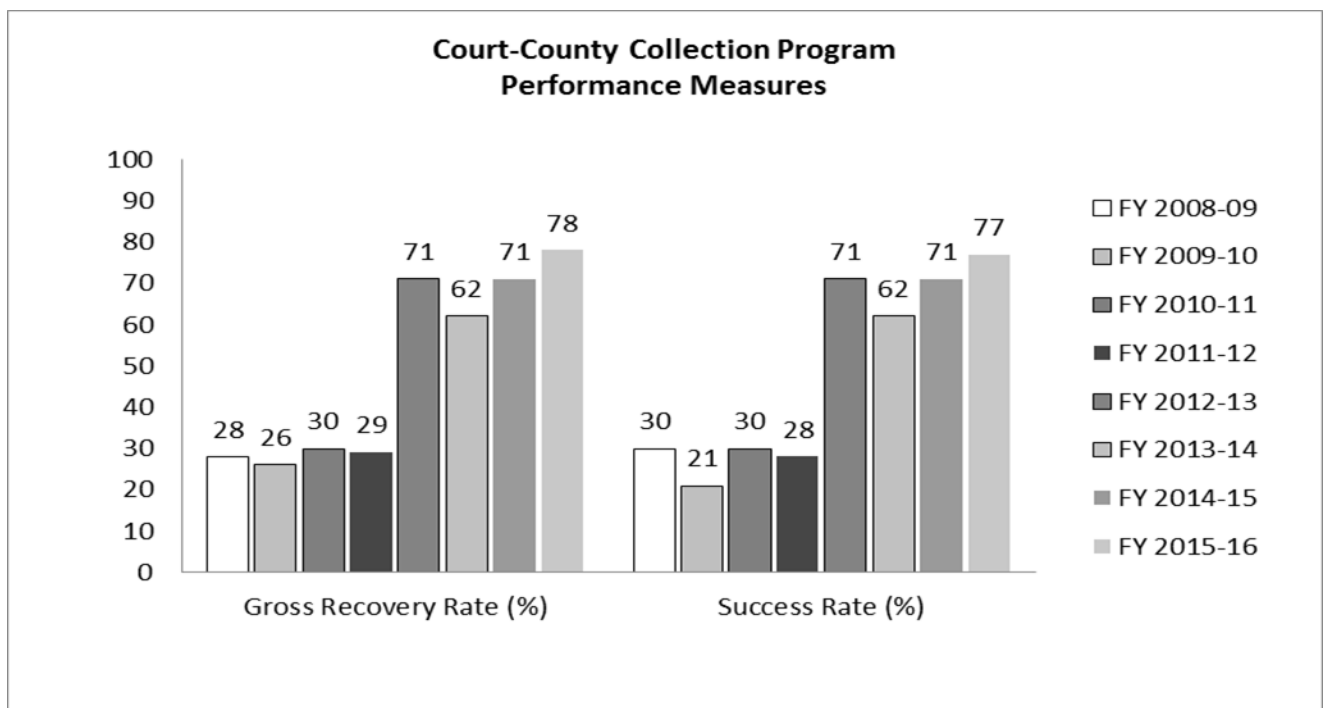
This report contains information jointly reported by the court and county in the Judicial Council’s *Collections Reporting Template*, under Penal Code section 1463.010.

County of Contra Costa and Superior Court of Contra Costa County Collections Program Summary of Fiscal Year 2015–2016 Collections Reporting Template

According to the Contra Costa collections program, increases in the Gross Recovery and Success Rate are attributable to the 8 percent increase in delinquent court-ordered debt collections from prior year, and adjustments during the year that decreased the balances owed on existing debt. The table below shows the program’s total delinquent revenue collected and the percentage increase or decrease from year to year for the past eight fiscal years:

2008-09	2009-10	2010-11	2011-12	2012-13	2013-14	2014-15	2015-16
\$10,481,973	\$10,082,676	\$17,806,993	\$27,159,703	\$28,209,589	\$24,128,249	\$18,840,665	\$20,421,603
	-3.8%	76.6%	52.5%	3.9%	-14.5%	-21.9%	8.4%

The chart below shows performance measures for the past eight fiscal years:



Note: The FY 2015–2016 GRR and SR were likely increased by balance adjustments to cases participating in the amnesty program. However, performance rates excluding those adjustments are not provided here as programs were not required by statute to report the related adjustments.

Footnotes:

¹Population data from State of California, Department of Finance, E-1 City/County Population Estimates and Annual Percent Change—January 1, 2015 and 2016.

²Excludes unfunded judgeships authorized under AB 159 (chap. 722, Stats. 2007). Positions as of June 30, 2016.

³Ending Balance is the value of outstanding delinquent fines, fees, forfeitures, penalties, and assessments in inventory and may include victim restitution and other justice related reimbursements if the reporting program could not separate those balances.

This report contains information jointly reported by the court and county in the Judicial Council’s Collections Reporting Template, under Penal Code section 1463.010.

County of Del Norte and Superior Court of Del Norte County Collections Program
Summary of Fiscal Year 2015–2016 Collections Reporting Template

County Population¹: 26,811

Authorized Judges/Commissioners²: 2/0.8

Total Revenue Collected: \$372,004

Total Amount Discharged: \$0

Gross Recovery Rate: 39%

Success Rate: 30%

Ending Balance³: \$14,770,213

Total Amount Adjusted: \$169,507

Program Overview

The collection of delinquent court-ordered debt is a cooperative effort between the Superior Court of Del Norte County and the County of Del Norte. The court and county have a written memorandum of understanding (MOU) for their collections program. The program includes the following activities as reported in the *Collections Reporting Template*:

- Contracts with the Franchise Tax Board’s Court-Ordered Debt (FTB-COD) program;
- Contracts with a private debt collector;
- A comprehensive collections program that includes 10 of the 16 collection activity components;
- Internet and credit and debit card payment options; and
- Meets 22 of the 25 recommended collections best practices; the following best practices are currently not being met: 9, 11, and 21 (see Attachment 3).

Performance

Based on the financial data reported, the program collected a total of \$372,004 from 18,315 total delinquent cases, with collection costs of \$66,518. The ending balance of \$14,770,213 in delinquent court-ordered debt represents 17,678 delinquent cases, of which 1,232 were established in the reporting period. The program did not discharge delinquent debt from accountability for the reporting period.

These totals include data from the first nine months, October 1, 2015 through June 30, 2016, of the 18-month statewide traffic amnesty program established by Vehicle Code section 42008.8. A total of 234 cases participated in the amnesty program during the period and individuals had their balances reduced 50- or 80-percent. In addition, 136 individuals’ driver’s licenses were reinstated as a result of the amnesty program. For the nine-month period, \$30,505 was collected by the program with collection costs of \$0.

For the reporting period, the program has a 39 percent Gross Recovery Rate (GRR), which exceeds the recommended 34 percent benchmark, and is 9 percentage points more than the prior year. The program’s Success Rate (SR) of 30 percent does not exceed the recommended 31 percent benchmark and is 0 percentage points equal than the prior year.

The program declined the opportunity to comment on the increase in the Gross Recovery Revenue and Success Rate and did not speculate as to the possible reasons for the increase in revenues collected from the prior fiscal year.

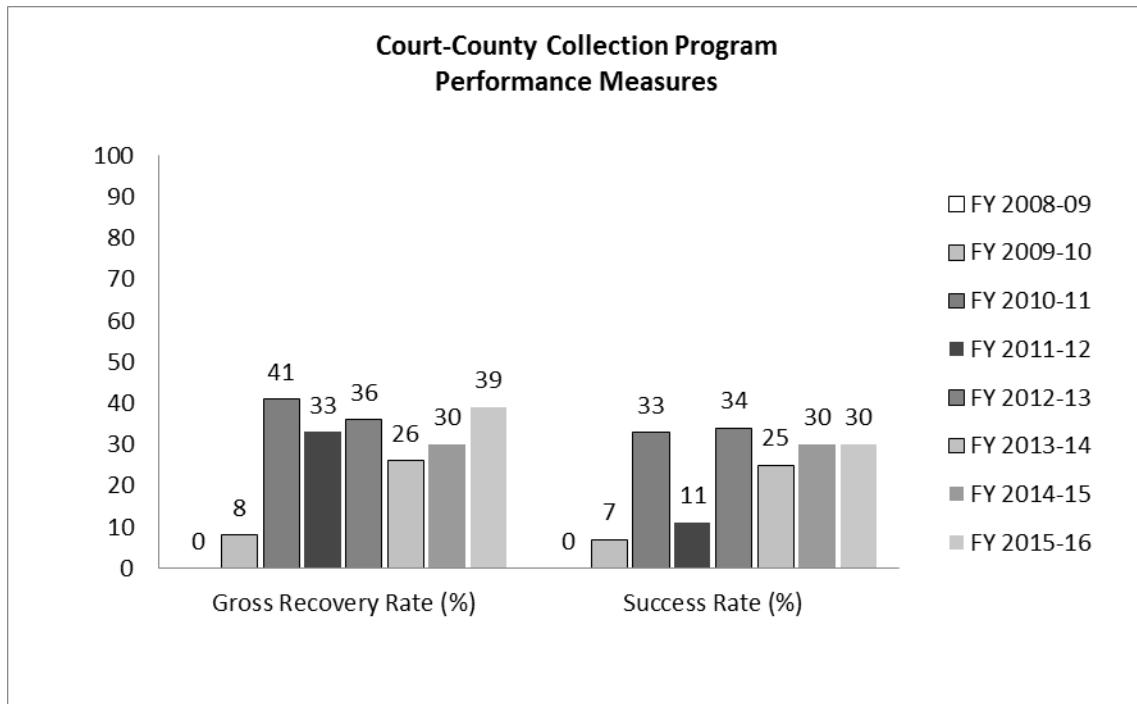
This report contains information jointly reported by the court and county in the Judicial Council’s *Collections Reporting Template*, under Penal Code section 1463.010.

County of Del Norte and Superior Court of Del Norte County Collections Program
Summary of Fiscal Year 2015–2016 Collections Reporting Template

The table below shows the program’s total delinquent revenue collected and the percentage increase or decrease from year to year for the past eight fiscal years:

2008-09	2009-10	2010-11	2011-12	2012-13	2013-14	2014-15	2015-16
\$0	\$571,795	\$502,336	\$1,946	\$463,932	\$424,529	\$460,769	\$372,004
	error%	-12.1%	-99.6%	23,740.3%	-8.5%	8.5%	-19.3%

The chart below shows performance measures for the past eight fiscal years:



Note: The FY 2015–2016 GRR and SR were likely increased by balance adjustments to cases participating in the amnesty program. However, performance rates excluding those adjustments are not provided here as programs were not required by statute to report the related adjustments.

Footnotes:

¹ Population data from State of California, Department of Finance, E-1 City/County Population Estimates and Annual Percent Change—January 1, 2015 and 2016.

² Excludes unfunded judgeships authorized under AB 159 (chap. 722, Stats. 2007). Positions as of June 30, 2016.

³ Ending Balance is the value of outstanding delinquent fines, fees, forfeitures, penalties, and assessments in inventory and may include victim restitution and other justice related reimbursements if the reporting program could not separate those balances

This report contains information jointly reported by the court and county in the Judicial Council’s *Collections Reporting Template*, under Penal Code section 1463.010.

County of El Dorado and Superior Court of El Dorado County Collections Program
Summary of Fiscal Year 2015–2016 Collections Reporting Template

County Population¹: 183,750

Authorized Judges/Commissioners²: 8/1.0

Total Revenue Collected: \$2,690,949

Total Amount Discharged: \$830,365

Gross Recovery Rate: 87%

Success Rate: 80%

Ending Balance³: \$33,329,602

Total Amount Adjusted: \$936,992

Program Overview

The collection of delinquent court-ordered debt is a cooperative effort between the Superior Court of El Dorado County and the County of El Dorado. The court and county have a written memorandum of understanding (MOU) for their collections program. The program includes the following activities as reported in the *Collections Reporting Template*:

- Contracts with the Franchise Tax Board’s Court-Ordered Debt (FTB-COD) program;
- Contracts with the Franchise Tax Board’s Interagency Intercept Collections (FTB-IIC) program;
- Contracts with a private debt collector;
- A comprehensive collections program that includes 15 of the 16 collection activity components;
- Internet and credit and debit card payment options; and
- Meets 22 of the 25 recommended collections best practices; the following best practices are currently not being met: 21, 22, and 25 (see Attachment 3).

Performance

Based on the financial data reported, the program collected a total of \$2,690,949 from 34,464 total delinquent cases, with collection costs of \$1,038,408. The ending balance of \$33,329,602 in delinquent court-ordered debt represents 27,971 delinquent cases, of which 4,174 were established in the reporting period. As authorized by Government Code sections 25257 through 25259.95, the program discharged delinquent cases deemed uncollectible, with a total value of \$830,365 for the reporting period.

These totals include data from the first nine months, October 1, 2015 through June 30, 2016, of the 18-month statewide traffic amnesty program established by Vehicle Code section 42008.8. A total of 420 cases participated in the amnesty program during the period and individuals had their balances reduced 50- or 80-percent. In addition, 297 individuals’ driver’s licenses were reinstated as a result of the amnesty program. For the nine-month period, \$37,066 was collected by the program with collection costs of \$55,776.

For the reporting period, the program has an 87 percent Gross Recovery Rate (GRR), which exceeds the recommended 34 percent benchmark, and is 34 percentage points higher than the prior year. The program’s Success Rate (SR) of 80 percent exceeds the recommended 31 percent benchmark and is 34 percentage points higher than the prior year.

This report contains information jointly reported by the court and county in the Judicial Council’s *Collections Reporting Template*, under Penal Code section 1463.010.

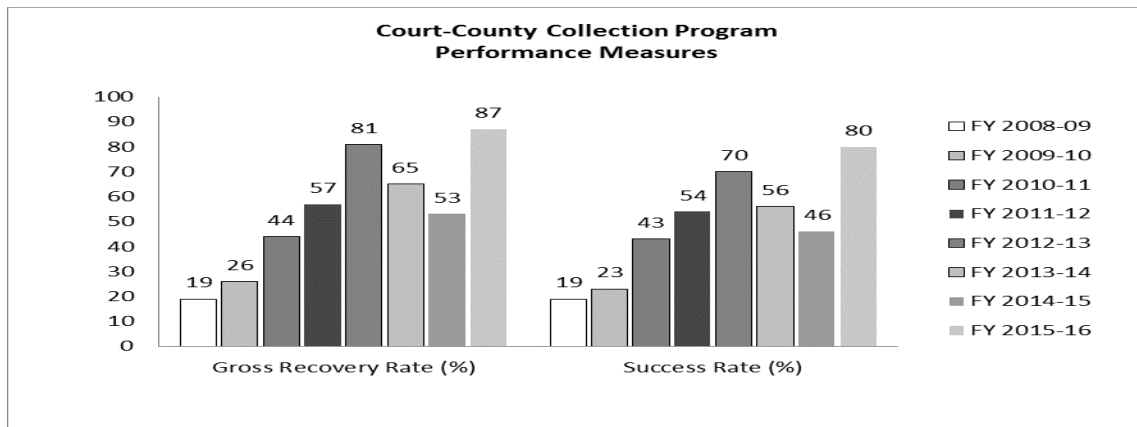
County of El Dorado and Superior Court of El Dorado County Collections Program
Summary of Fiscal Year 2015–2016 Collections Reporting Template

According to the El Dorado collections program, the increases in the Gross Recovery Rate and Success Rate are largely attributed to several factors including \$830,365 being discharged from accountability and the revenue generated by the Amnesty Program, which Revenue Recovery staff dedicated a significant amount of time to work with debtors on, which helped resolve numerous cases. In addition to attending collections, vendor’s software, and Judicial Council’s trainings, Revenue Recovery staff continuously works closely with collections software vendor to make enhancements to increase the overall efficiency and productivity of the department.

The table below shows the program’s total delinquent revenue collected and the percentage increase or decrease from year to year for the past eight fiscal years:

2008-09	2009-10	2010-11	2011-12	2012-13	2013-14	2014-15	2015-16
\$1,563,166	\$2,939,233	\$2,945,599	\$2,813,211	\$2,992,336	\$2,880,604	\$2,827,772	\$2,690,949
	88.0%	0.2%	-4.5%	6.4%	-3.7%	-1.8%	-4.8%

The chart below shows performance measures for the past eight fiscal years:



Note: The FY 2015–2016 GRR and SR were likely increased by balance adjustments to cases participating in the amnesty program. However, performance rates excluding those adjustments are not provided here as programs were not required by statute to report the related adjustments. If you exclude the \$830,365 in uncollectible debt that was discharged from accountability for FY 2015–2016, the Gross Recovery Rate is 71 percent and the Success Rate is 64 percent.

Footnotes:

¹ Population data from State of California, Department of Finance, E-1 City/County Population Estimates and Annual Percent Change—January 1, 2015 and 2016.

² Excludes unfunded judgeships authorized under AB 159 (chap. 722, Stats. 2007). Positions as of June 30, 2016.

³ Ending Balance is the value of outstanding delinquent fines, fees, forfeitures, penalties, and assessments in inventory and may include victim restitution and other justice related reimbursements if the reporting program could not separate those balances.

This report contains information jointly reported by the court and county in the Judicial Council’s Collections Reporting Template, under Penal Code section 1463.010.

County of Fresno and Superior Court of Fresno County Collections Program
Summary of Fiscal Year 2015–2016 Collections Reporting Template

County Population¹: 984,541

Authorized Judges/Commissioners²: 43/6.0

Total Revenue Collected: \$23,869,375

Total Amount Discharged: \$0

Gross Recovery Rate: 141%

Success Rate: 152%

Ending Balance³: \$361,910,113

Total Amount Adjusted: \$4,171,182

Program Overview

The collection of delinquent court-ordered debt is a cooperative effort between the Superior Court of Fresno County and the County of Fresno. The court and county have a written memorandum of understanding (MOU) for their collections program. The program includes the following activities as reported in the *Collections Reporting Template*:

- Contracts with the Franchise Tax Board’s Court-Ordered Debt (FTB-COD) and Interagency Intercept Collections (FTB-IIC) programs;
- Contract with a private debt collector;
- A comprehensive collections program that includes 15 of the 16 collection activity components;
- Internet and credit and debit card payment options; and
- Meets 23 of the 25 recommended collections best practices; the following best practices are currently not being met: 10 and 18 (see Attachment 3).

Performance

Based on the financial data reported, the program collected a total of \$23,869,375 from 694,201 total delinquent cases, with collection costs of \$3,180,266. The ending balance of \$361,910,113 in delinquent court-ordered debt represents 653,981 delinquent cases, of which 34,767 were established in the reporting period. The program did not discharge delinquent debt from accountability for the reporting period.

These totals include data from the first nine months, October 1, 2015 through June 30, 2016, of the 18-month statewide traffic amnesty program established by Vehicle Code section 42008.8. A total of 11,477 cases participated in the amnesty program during the period and individuals had their balances reduced 50- or 80-percent. In addition, 1,986 individuals’ driver’s licenses were reinstated as a result of the amnesty program. For the nine-month period, \$891,896 was collected by the program with collection costs of \$138,067.

For the reporting period, the program has a 141 percent Gross Recovery Rate (GRR), which exceeds the recommended 34 percent benchmark, and is 80 percentage points more than the prior year. The program’s Success Rate (SR) of 152 percent exceeds the recommended 31 percent benchmark and is 94 percentage points higher than the prior year.

According to the Fresno collections program, the increases in the Gross Recovery Rate and the Success Rate are attributed to the 56 percent decrease in the value of case referrals to private

This report contains information jointly reported by the court and county in the Judicial Council’s *Collections Reporting Template*, under Penal Code section 1463.010.

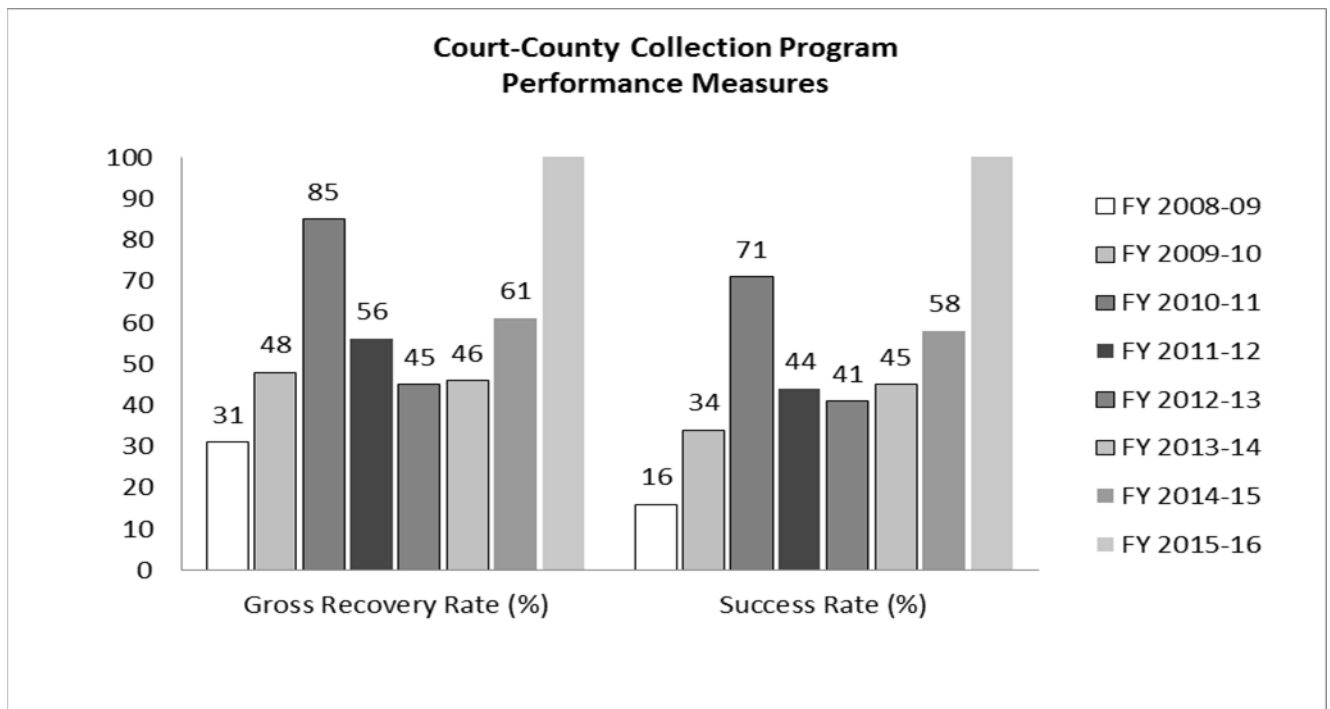
County of Fresno and Superior Court of Fresno County Collections Program
Summary of Fiscal Year 2015–2016 Collections Reporting Template

vendor (due to limitations of the new case management system) and an 18 percent increase in adjustments, whereas the total amount of delinquent court-ordered debt collected remained relatively steady.

The table below shows the program’s total delinquent revenue collected and the percentage increase or decrease from year to year for the past eight fiscal years:

2008-09	2009-10	2010-11	2011-12	2012-13	2013-14	2014-15	2015-16
\$11,017,810	\$14,531,105	\$15,363,361	\$18,451,826	\$16,637,854	\$17,715,448	\$23,941,709	\$23,869,375
	31.9%	5.7%	20.1%	-9.8%	6.5%	35.1%	-0.3%

The chart below shows performance measures for the past eight fiscal years:



Note: The FY 2015–2016 GRR and SR were likely increased by balance adjustments to cases participating in the amnesty program. However, performance rates excluding those adjustments are not provided here as programs were not required by statute to report the related adjustments.

Footnotes:

¹ Population data from State of California, Department of Finance, E-1 City/County Population Estimates and Annual Percent Change—January 1, 2015 and 2016.

² Excludes unfunded judgeships authorized under AB 159 (chap. 722, Stats. 2007). Positions as of June 30, 2016.

³ Ending Balance is the value of outstanding delinquent fines, fees, forfeitures, penalties, and assessments in inventory and may include victim restitution and other justice related reimbursements if the reporting program could not separate those balances.

This report contains information jointly reported by the court and county in the Judicial Council’s Collections Reporting Template, under Penal Code section 1463.010.

County of Glenn and Superior Court of Glenn County Collections Program
Summary of Fiscal Year 2015–2016 Collections Reporting Template

County Population¹: 28,668

Authorized Judges/Commissioners²: 2/0.3

Total Revenue Collected: \$2,303,178

Total Amount Discharged: \$3,487,447

Gross Recovery Rate: 76%

Success Rate: 55%

Ending Balance³: \$22,403,278

Total Amount Adjusted: \$43,971

Program Overview

The collection of delinquent court-ordered debt is a cooperative effort between the Superior Court of Glenn County and the County of Glenn. The court and county have a written memorandum of understanding (MOU) for their collections program. The program includes the following activities as reported in the *Collections Reporting Template*:

- An MOU with the Superior Court of Shasta County to provide collections services as part of an Intrabranch Collections Services Program;
- Contracts with the Franchise Tax Board's Court-Ordered Debt (FTB-COD) program;
- Contracts with the Franchise Tax Board's Interagency Intercept Collections (FTB-IIC) program;
- Contracts with a private debt collector;
- A comprehensive collections program that includes 16 of the 16 collection activity components;
- credit and debit card payment options; and
- Meets 24 of the 25 recommended collections best practices; the following best practice is currently not being met: 16 (see Attachment 3).

Performance

Based on the financial data reported, the program collected a total of \$2,303,178 from 24,127 total delinquent cases, with collection costs of \$791,824. The ending balance of \$22,403,278 in delinquent court-ordered debt represents 19,530 delinquent cases, of which 5,010 were established in the reporting period. As authorized by Government Code sections 25257 through 25259.95, the program discharged delinquent cases deemed uncollectible, with a total value of \$3,487,447 for the reporting period.

These totals include data from the first nine months, October 1, 2015 through June 30, 2016, of the 18-month statewide traffic amnesty program established by Vehicle Code section 42008.8. A total of 436 cases participated in the amnesty program during the period and individuals had their balances reduced 50- or 80-percent. In addition, 277 individuals' driver's licenses were reinstated as a result of the amnesty program. For the nine-month period, \$65,013 was collected by the program with collection costs of \$29,843.

For the reporting period, the program has a 76 percent Gross Recovery Rate (GRR), which exceeds the recommended 34 percent benchmark, and is 38 percentage points more than the

This report contains information jointly reported by the court and county in the Judicial Council's *Collections Reporting Template*, under Penal Code section 1463.010.

County of Glenn and Superior Court of Glenn County Collections Program
Summary of Fiscal Year 2015–2016 Collections Reporting Template

prior year. The program’s Success Rate (SR) of 55 percent exceeds the recommended 31 percent benchmark and is 13 percentage points higher than the prior year.

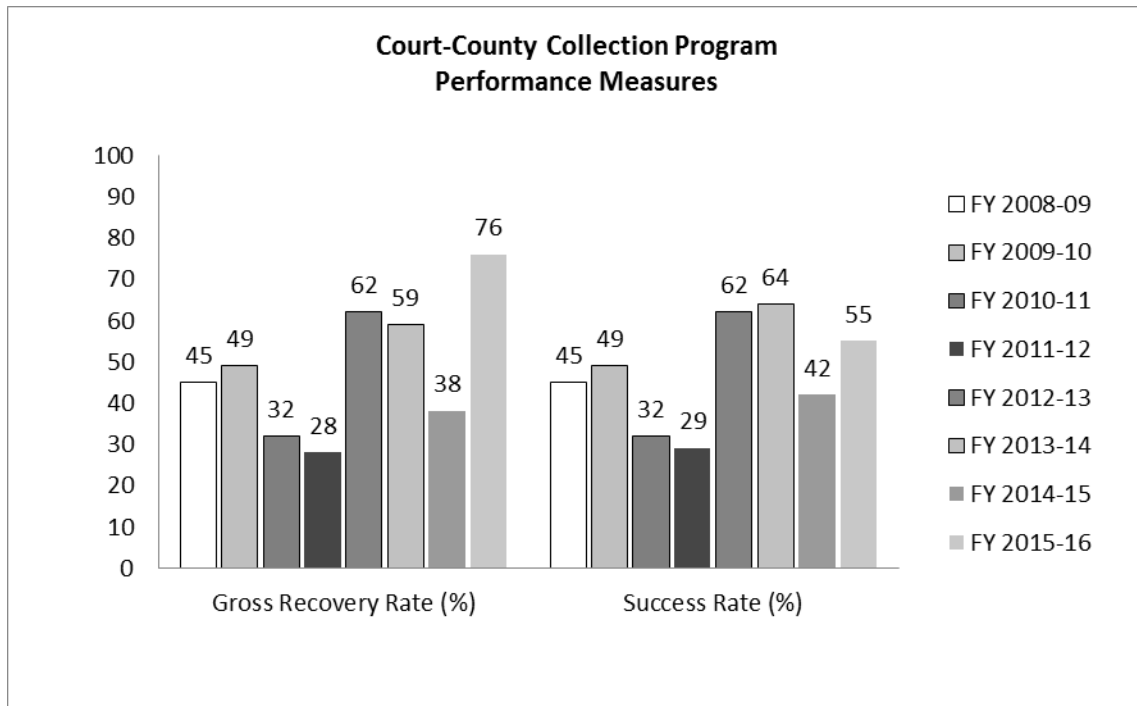
According to the Glenn collections program, the consistency in the Gross Recovery Rate and Success Rate are due to the program’s philosophy of doing due diligence in exploring all collection options, but the significant jump this year can be largely attributed to the waivers involved with the amnesty program and the court’s efforts in discharging debt deemed uncollectable.

To highlight the effect the amnesty waivers, the recovery ratio for amnesty alone was 93.5%. Of the original balances, 76.2% was waived, 17.3% was paid, and 6.5% remains outstanding. Discharging uncollectable debt not only reduces the caseload carried forward from year to year helping the department run efficiently, but factors into the recovery ratio significantly as well.

The table below shows the program’s total delinquent revenue collected and the percentage increase or decrease from year to year for the past eight fiscal years:

2008-09	2009-10	2010-11	2011-12	2012-13	2013-14	2014-15	2015-16
\$834,485	\$849,633	\$896,609	\$1,575,357	\$2,420,072	\$2,197,103	\$2,201,586	\$2,303,178
	1.8%	5.5%	75.7%	53.6%	-9.2%	0.2%	4.6%

The chart below shows performance measures for the past eight fiscal years:



This report contains information jointly reported by the court and county in the Judicial Council’s *Collections Reporting Template*, under Penal Code section 1463.010.

County of Glenn and Superior Court of Glenn County Collections Program
Summary of Fiscal Year 2015–2016 Collections Reporting Template

Note: The FY 2015–2016 GRR and SR were likely increased by balance adjustments to cases participating in the amnesty program. However, performance rates excluding those adjustments are not provided here as programs were not required by statute to report the related adjustments. If you exclude the \$3,487,447 in uncollectible debt that was discharged from accountability for FY 2015–2016, the Gross Recovery Rate is 30 percent and the Success Rate is 30 percent.

Footnotes:

¹Population data from State of California, Department of Finance, E-1 City/County Population Estimates and Annual Percent Change—January 1, 2015 and 2016.

²Excludes unfunded judgeships authorized under AB 159 (chap. 722, Stats. 2007). Positions as of June 30, 2016.

³Ending Balance is the value of outstanding delinquent fines, fees, forfeitures, penalties, and assessments in inventory and may include victim restitution and other justice related reimbursements if the reporting program could not separate those balances.

This report contains information jointly reported by the court and county in the Judicial Council's *Collections Reporting Template*, under Penal Code section 1463.010.

County of Humboldt and Superior Court of Humboldt County Collections Program
Summary of Fiscal Year 2015–2016 Collections Reporting Template

County Population¹: 135,116
Authorized Judges/Commissioners²: 7/1.0
Total Revenue Collected: \$6,136,932
Total Amount Discharged: \$3,524,890

Gross Recovery Rate: 88%
Success Rate: 82%
Ending Balance³: \$103,488,772
Total Amount Adjusted: \$-61,415

Program Overview

The collection of delinquent court-ordered debt is a cooperative effort between the Superior Court of Humboldt County and the County of Humboldt. The court and county do not have a written memorandum of understanding (MOU) for their collections program. The program includes the following activities as reported in the *Collections Reporting Template*:

- Contracts with the Franchise Tax Board’s Court-Ordered Debt (FTB-COD) program;
- Contracts with the Franchise Tax Board’s Interagency Intercept Collections (FTB-IIC) program;
- Contracts with a private debt collector;
- A comprehensive collections program that includes 16 of the 16 collection activity components;
- Internet and credit and debit card payment options; and
- Meets 24 of the 25 recommended collections best practices; the following best practice is currently not being met: 1 (see Attachment 3).

Performance

Based on the financial data reported, the program collected a total of \$6,136,932 from 176,317 total delinquent cases, with collection costs of \$968,666. The ending balance of \$103,488,772 in delinquent court-ordered debt represents 176,317 delinquent cases, of which 17,106 were established in the reporting period. As authorized by Government Code sections 25257 through 25259.95, the program discharged delinquent cases deemed uncollectible, with a total value of \$3,524,890 for the reporting period.

These totals include data from the first nine months, October 1, 2015 through June 30, 2016, of the 18-month statewide traffic amnesty program established by Vehicle Code section 42008.8. A total of 678 cases participated in the amnesty program during the period and individuals had their balances reduced 50- or 80-percent. In addition, 503 individuals’ driver’s licenses were reinstated as a result of the amnesty program. For the nine-month period, \$47,470 was collected by the program with collection costs of \$28,237.28.

For the reporting period, the program has an 88 percent Gross Recovery Rate (GRR), which exceeds the recommended 34 percent benchmark, and is 16 percentage points more than the prior year. The program’s Success Rate (SR) of 82 percent exceeds the recommended 31 percent benchmark and is 25 percentage points higher than the prior year.

This report contains information jointly reported by the court and county in the Judicial Council’s *Collections Reporting Template*, under Penal Code section 1463.010.

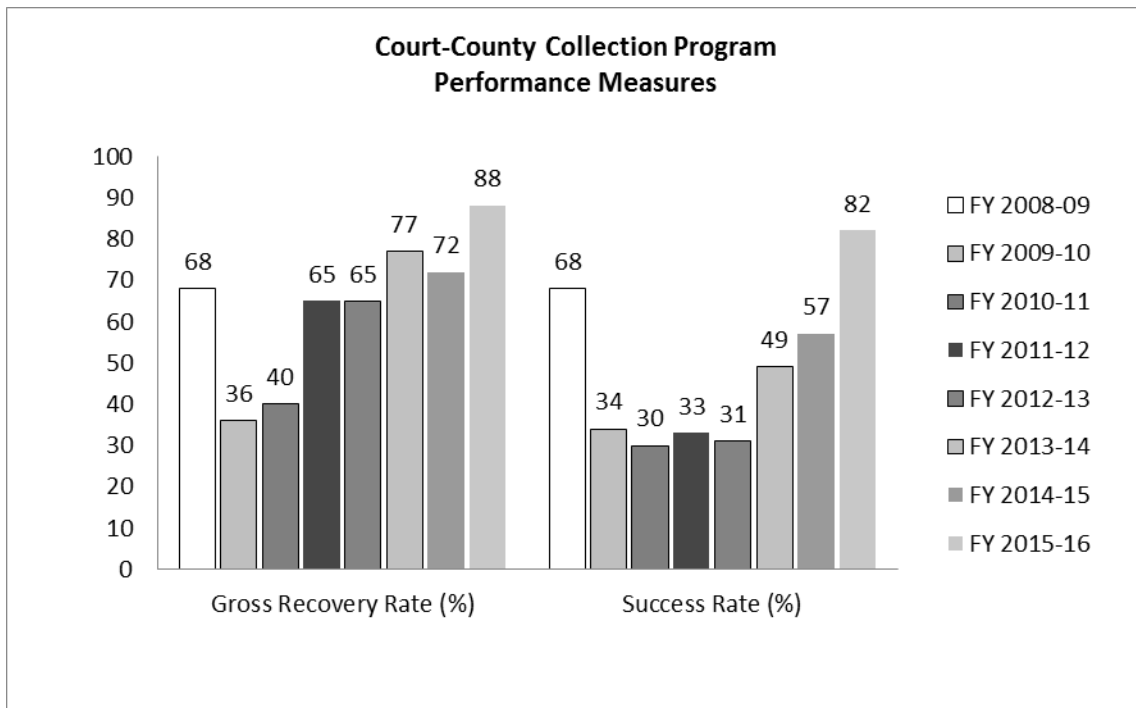
County of Humboldt and Superior Court of Humboldt County Collections Program
Summary of Fiscal Year 2015–2016 Collections Reporting Template

According to the Humboldt collections program, the increases in the Gross Recovery Rate and Success Rate are largely attributed to the hire of three new staff members with collection experience. This allowed other staff to focus on more complex collection activities.

The table below shows the program’s total delinquent revenue collected and the percentage increase or decrease from year to year for the past eight fiscal years:

2008-09	2009-10	2010-11	2011-12	2012-13	2013-14	2014-15	2015-16
\$3,957,587	\$2,787,086	\$3,624,697	\$5,040,730	\$4,444,163	\$5,504,630	\$6,784,979	\$6,136,932
	-29.6%	30.1%	39.1%	-11.8%	23.9%	23.3%	-9.6%

The chart below shows performance measures for the past eight fiscal years:



Note: The FY 2015–2016 GRR and SR were likely increased by balance adjustments to cases participating in the amnesty program. However, performance rates excluding those adjustments are not provided here as programs were not required by statute to report the related adjustments. If you exclude the \$3,524,890 in uncollectible debt that was discharged from accountability for FY 2015–2016, the Gross Recovery Rate is 55 percent and the Success Rate is 56 percent.

Footnotes:

¹Population data from State of California, Department of Finance, E-1 City/County Population Estimates and Annual Percent Change—January 1, 2015 and 2016.

This report contains information jointly reported by the court and county in the Judicial Council’s Collections Reporting Template, under Penal Code section 1463.010.

County of Humboldt and Superior Court of Humboldt County Collections Program
Summary of Fiscal Year 2015–2016 Collections Reporting Template

²Excludes unfunded judgeships authorized under AB 159 (chap. 722, Stats. 2007). Positions as of June 30, 2016.

³Ending Balance is the value of outstanding delinquent fines, fees, forfeitures, penalties, and assessments in inventory and may include victim restitution and other justice related reimbursements if the reporting program could not separate those balances.

This report contains information jointly reported by the court and county in the Judicial Council's *Collections Reporting Template*, under Penal Code section 1463.010.

County of Imperial and Superior Court of Imperial County Collections Program
Summary of Fiscal Year 2015–2016 Collections Reporting Template

County Population¹: 185,831

Authorized Judges/Commissioners²: 10/1.3

Total Revenue Collected: \$4,628,412

Total Amount Discharged: \$0

Gross Recovery Rate: 81%

Success Rate: 67%

Ending Balance³: \$58,147,255

Total Amount Adjusted: \$5,223,080

Program Overview

The collection of delinquent court-ordered debt is a cooperative effort between the Superior Court of Imperial County and the County of Imperial. The court and county have a written memorandum of understanding (MOU) for their collections program. The program includes the following activities as reported in the *Collections Reporting Template*:

- An MOU with the Superior Court of Ventura County to provide collections services as part of an Intrabranch Collections Services Program;
- Contracts with the Franchise Tax Board’s Court-Ordered Debt (FTB-COD) and Interagency Intercept Collections (FTB-IIC) programs;
- Contract with a private debt collector;
- A comprehensive collections program that includes 16 of the 16 collection activity components;
- Internet and credit and debit card payment options; and
- Meets 24 of the 25 recommended collections best practices; the following best practice is currently not being met: 10 (see Attachment 3).

Performance

Based on the financial data reported, the program collected a total of \$4,628,412 from 104,154 total delinquent cases, with collection costs of \$1,076,033. The ending balance of \$58,147,255 in delinquent court-ordered debt represents 67,329 delinquent cases, of which 40,696 were established in the reporting period. The program did not discharge delinquent debt from accountability for the reporting period.

These totals include data from the first nine months, October 1, 2015 through June 30, 2016, of the 18-month statewide traffic amnesty program established by Vehicle Code section 42008.8. A total of 1,133 cases participated in the amnesty program during the period and individuals had their balances reduced 50- or 80-percent. In addition, 2,579 individuals’ driver’s licenses were reinstated as a result of the amnesty program. For the nine-month period, \$316,125 was collected by the program with collection costs of \$68,481.

For the reporting period, the program has an 81 percent Gross Recovery Rate (GRR), which exceeds the recommended 34 percent benchmark, and is 25 percentage points more than the prior year. The program’s Success Rate (SR) of 67 percent exceeds the recommended 31 percent benchmark and is 10 percentage points higher than the prior year.

This report contains information jointly reported by the court and county in the Judicial Council’s *Collections Reporting Template*, under Penal Code section 1463.010.

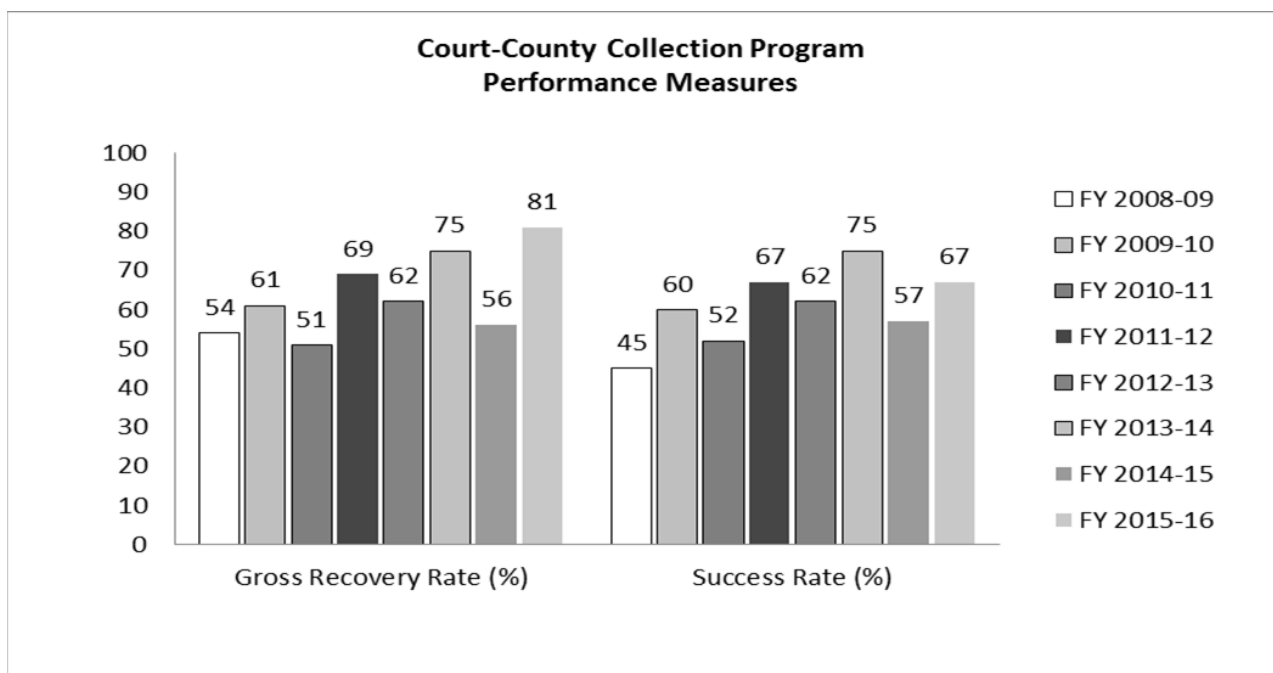
County of Imperial and Superior Court of Imperial County Collections Program Summary of Fiscal Year 2015–2016 Collections Reporting Template

According to the Imperial collections program, the increases in the Gross Recovery Rate and Success Rate are attributable to the increased value of referred cases and adjustments. While the collections program noted that there is still a consistent failure to pay process, the timely mailing of notices, and continued efforts to collect on aged accounts, the 11 percent decrease in the amount collected from delinquent court-ordered debt for the reporting period is quite possibly due to the amnesty program.

The table below shows the program’s total delinquent revenue collected and the percentage increase or decrease from year to year for the past eight fiscal years:

2008-09	2009-10	2010-11	2011-12	2012-13	2013-14	2014-15	2015-16
\$3,511,503	\$4,107,162	\$4,949,773	\$5,308,711	\$4,827,628	\$4,590,164	\$5,203,739	\$4,628,412
	17.0%	20.5%	7.3%	-9.1%	-4.9%	13.4%	-11.1%

The chart below shows performance measures for the past eight fiscal years:



Note: The FY 2015–2016 GRR and SR were likely increased by balance adjustments to cases participating in the amnesty program. However, performance rates excluding those adjustments are not provided here as programs were not required by statute to report the related adjustments.

Footnotes:

¹ Population data from State of California, Department of Finance, E-1 City/County Population Estimates and Annual Percent Change—January 1, 2015 and 2016.

² Excludes unfunded judgeships authorized under AB 159 (chap. 722, Stats. 2007). Positions as of June 30, 2016.

³ Ending Balance is the value of outstanding delinquent fines, fees, forfeitures, penalties, and assessments in inventory and may include victim restitution and other justice related reimbursements if the reporting program could not separate those balances

This report contains information jointly reported by the court and county in the Judicial Council’s Collections Reporting Template, under Penal Code section 1463.010.

County of Inyo and Superior Court of Inyo County Collections Program
Summary of Fiscal Year 2015–2016 Collections Reporting Template

County Population¹: 18,650

Authorized Judges/Commissioners²: 2/0.3

Total Revenue Collected: \$588,720

Total Amount Discharged: \$0

Gross Recovery Rate: 65%

Success Rate: 62%

Ending Balance³: \$7,610,244

Total Amount Adjusted: \$94,243

Program Overview

The collection of delinquent court-ordered debt is a cooperative effort between the Superior Court of Inyo County and the County of Inyo. The court and county have a written memorandum of understanding (MOU) for their collections program. The program includes the following activities as reported in the *Collections Reporting Template*:

- Contracts with the Franchise Tax Board’s Court-Ordered Debt (FTB-COD) program;
- Contracts with the Franchise Tax Board’s Interagency Intercept Collections (FTB-IIC) program;
- Contracts with a private debt collector;
- A comprehensive collections program that includes 15 of the 16 collection activity components;
- Internet and credit and debit card payment options; and
- Meets all 25 of the recommended collections best practices (see Attachment 3).

Performance

Based on the financial data reported, the program collected a total of \$588,720 from 10,120 total delinquent cases, with collection costs of \$87,959. The ending balance of \$7,610,244 in delinquent court-ordered debt represents 17,160 delinquent cases, of which 1,720 were established in the reporting period. The program did not discharge delinquent debt from accountability for the reporting period.

These totals include data from the first nine months, October 1, 2015 through June 30, 2016, of the 18-month statewide traffic amnesty program established by Vehicle Code section 42008.8. A total of 49 cases participated in the amnesty program during the period and individuals had their balances reduced 50- or 80-percent. In addition, 45 individuals’ driver’s licenses were reinstated as a result of the amnesty program. For the nine-month period, \$6,006 was collected by the program with collection costs of \$5,504.

For the reporting period, the program has a 65 percent Gross Recovery Rate (GRR), which exceeds the recommended 34 percent benchmark, and is 26 percentage points lower than the prior year. The program’s Success Rate (SR) of 62 percent exceeds the recommended 31 percent benchmark and is 26 percentage points lower than the prior year.

This report contains information jointly reported by the court and county in the Judicial Council’s *Collections Reporting Template*, under Penal Code section 1463.010.

County of Inyo and Superior Court of Inyo County Collections Program
Summary of Fiscal Year 2015–2016 Collections Reporting Template

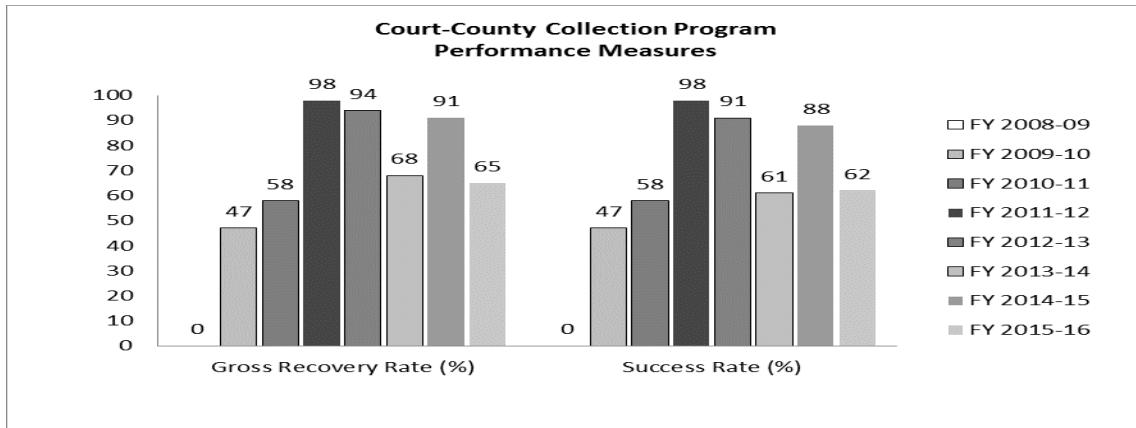
According to the Inyo collections program, the decreases in the Gross Recovery Rate and Success Rate are largely attributed to Inyo Superior Court transitioning to a new case management system in May 2016, which caused a reduction in personnel time dedicated to collecting delinquent debt.

While the court was only live for less than two months of the fiscal year, this change affected their Collections Program efforts during the full fiscal year, as less time was available to send cases to outside agencies. Additionally, the program had less time to review and process cases for Discharge from Accountability, which directly affects the program’s GR and SR as the program experienced a 27% reduction in delinquent debt referred to outside collections, and a 6% reduction in delinquent revenue collected.

The table below shows the program’s total delinquent revenue collected and the percentage increase or decrease from year to year for the past eight fiscal years:

2008-09	2009-10	2010-11	2011-12	2012-13	2013-14	2014-15	2015-16
\$452,292	\$581,799	\$606,614	\$602,719	\$623,982	\$603,024	\$625,038	\$588,720
	28.6%	4.3%	-0.6%	3.5%	-3.4%	3.7%	-5.8%

The chart below shows performance measures for the past eight fiscal years:



Note: The FY 2015–2016 GRR and SR were likely increased by balance adjustments to cases participating in the amnesty program. However, performance rates excluding those adjustments are not provided here as programs were not required by statute to report the related adjustments.

Footnotes:

¹ Population data from State of California, Department of Finance, E-1 City/County Population Estimates and Annual Percent Change—January 1, 2015 and 2016.

² Excludes unfunded judgeships authorized under AB 159 (chap. 722, Stats. 2007). Positions as of June 30, 2016.

³ Ending Balance is the value of outstanding delinquent fines, fees, forfeitures, penalties, and assessments in inventory and may include victim restitution and other justice related reimbursements if the reporting program could not separate those balances.

This report contains information jointly reported by the court and county in the Judicial Council’s Collections Reporting Template, under Penal Code section 1463.010.

County of Kern and Superior Court of Kern County Collections Program
Summary of Fiscal Year 2015–2016 Collections Reporting Template

County Population¹: 886,507

Authorized Judges/Commissioners²: 36/7.0

Total Revenue Collected: \$21,359,045

Total Amount Discharged: \$0

Gross Recovery Rate: 72%

Success Rate: 67%

Ending Balance³: \$117,654,413

Total Amount Adjusted: \$5,506,998

Program Overview

The collection of delinquent court-ordered debt is a cooperative effort between the Superior Court of Kern County and the County of Kern. The court and county have a written memorandum of understanding (MOU) for their collections program. The program includes the following activities as reported in the *Collections Reporting Template*:

- Contracts with the Franchise Tax Board’s Court-Ordered Debt (FTB-COD) program;
- Contracts with the Franchise Tax Board’s Interagency Intercept Collections (FTB-IIC) program;
- A comprehensive collections program that includes 16 of the 16 collection activity components;
- Internet and credit and debit card payment options; and
- Meets 19 of the 25 recommended collections best practices; the following best practices are currently not being met: 2, 10, 12, 14, 23, and 25 (see Attachment 3).

Performance

Based on the financial data reported, the program collected a total of \$21,359,045 from 218,918 total delinquent cases, with collection costs of \$4,156,615. The ending balance of \$117,654,413 in delinquent court-ordered debt represents 13,705,068 delinquent cases, of which 46,311 were established in the reporting period. The program did not discharge delinquent debt from accountability for the reporting period.

These totals include data from the first nine months, October 1, 2015 through June 30, 2016, of the 18-month statewide traffic amnesty program established by Vehicle Code section 42008.8. A total of 5,053 cases participated in the amnesty program during the period and individuals had their balances reduced 50- or 80-percent. In addition, 1,363 individuals’ driver’s licenses were reinstated as a result of the amnesty program. For the nine-month period, \$593,851 was collected by the program with collection costs of \$380,053.

For the reporting period, the program has a 72 percent Gross Recovery Rate (GRR), which exceeds the recommended 34 percent benchmark, and is equal to the prior year. The program’s Success Rate (SR) of 67 percent exceeds the recommended 31 percent benchmark and is 4 percentage points lower than the prior year.

This report contains information jointly reported by the court and county in the Judicial Council’s *Collections Reporting Template*, under Penal Code section 1463.010.

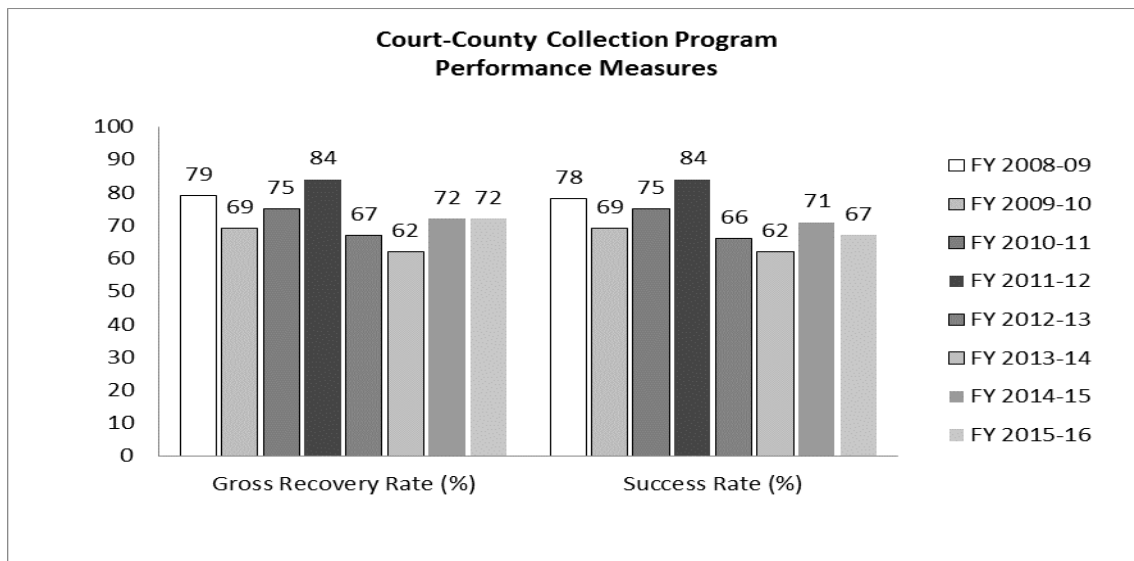
County of Kern and Superior Court of Kern County Collections Program Summary of Fiscal Year 2015–2016 Collections Reporting Template

According to the Kern collections program, the GRR stayed consistent this year at 72%. The SR saw a minimal decrease to 67 percent that was due to the increase in new accounts receivable (5%) and the decrease in payments collected (11%) due to amnesty and the removal of the driver's license hold imposition resulting in a debtor having less incentive to pay. Amnesty was also responsible for the increase in adjustments this year (31%).

The table below shows the program's total delinquent revenue collected and the percentage increase or decrease from year to year for the past eight fiscal years:

2008-09	2009-10	2010-11	2011-12	2012-13	2013-14	2014-15	2015-16
\$23,611,491	\$19,981,003	\$22,350,731	\$24,276,354	\$22,479,342	\$22,769,311	\$23,957,293	\$21,359,045
	-15.4%	11.9%	8.6%	-7.4%	1.3%	5.2%	-10.8%

The chart below shows performance measures for the past eight fiscal years:



Note: The FY 2015–2016 GRR and SR were likely increased by balance adjustments to cases participating in the amnesty program. However, performance rates excluding those adjustments are not provided here as programs were not required by statute to report the related adjustments.

Footnotes:

¹ Population data from State of California, Department of Finance, E-1 City/County Population Estimates and Annual Percent Change—January 1, 2015 and 2016.

² Excludes unfunded judgeships authorized under AB 159 (chap. 722, Stats. 2007). Positions as of June 30, 2016.

³ Ending Balance is the value of outstanding delinquent fines, fees, forfeitures, penalties, and assessments in inventory and may include victim restitution and other justice related reimbursements if the reporting program could not separate those balances.

This report contains information jointly reported by the court and county in the Judicial Council's Collections Reporting Template, under Penal Code section 1463.010.

County of Kings and Superior Court of Kings County Collections Program
Summary of Fiscal Year 2015–2016 Collections Reporting Template

County Population¹: 150,373
Authorized Judges/Commissioners²: 7/1.6
Total Revenue Collected: \$1,285,927
Total Amount Discharged: \$0

Gross Recovery Rate: 125%
Success Rate: 133%
Ending Balance³: \$40,109,188
Total Amount Adjusted: \$312,125

Program Overview

The collection of delinquent court-ordered debt is a cooperative effort between the Superior Court of Kings County and the County of Kings. The court and county do not have a written memorandum of understanding (MOU) for their collections program. At the present time the County of Kings is unable to provide any collection data. The program includes the following activities as reported in the *Collections Reporting Template*:

- Contracts with the Franchise Tax Board’s Court-Ordered Debt (FTB-COD) program;
- Contracts with the Franchise Tax Board’s Interagency Intercept Collections (FTB-IIC) program;
- Contracts with a private debt collector;
- A comprehensive collections program that includes 13 of the 16 collection activity components;
- Internet and credit and debit card payment options; and
- Meets 21 of the 25 recommended collections best practices; the following best practices are currently not being met: 1, 2, 19, and 22 (see Attachment 3).

Performance

Based on the financial data reported, the program collected a total of \$1,285,927 from 59,387 total delinquent cases, with collection costs of \$168,258. The ending balance of \$40,109,188 in delinquent court-ordered debt represents 56,395 delinquent cases, of which 1,706 were established in the reporting period. The program did not discharge delinquent debt from accountability for the reporting period.

These totals include data from the first nine months, October 1, 2015 through June 30, 2016, of the 18-month statewide traffic amnesty program established by Vehicle Code section 42008.8. A total of 404 cases participated in the amnesty program during the period and individuals had their balances reduced 50- or 80-percent. In addition, 81 individuals’ driver’s licenses were reinstated as a result of the amnesty program. For the nine-month period, \$40,996 was collected by the program with collection costs of \$16,641.

For the reporting period, the program has a 125 percent Gross Recovery Rate (GRR), which exceeds the recommended 34 percent benchmark, and is 34 percentage points more than the prior year. The program’s Success Rate (SR) of 133 percent exceeds the recommended 31 percent benchmark and is 30 percentage points lower than the prior year.

This report contains information jointly reported by the court and county in the Judicial Council’s *Collections Reporting Template*, under Penal Code section 1463.010.

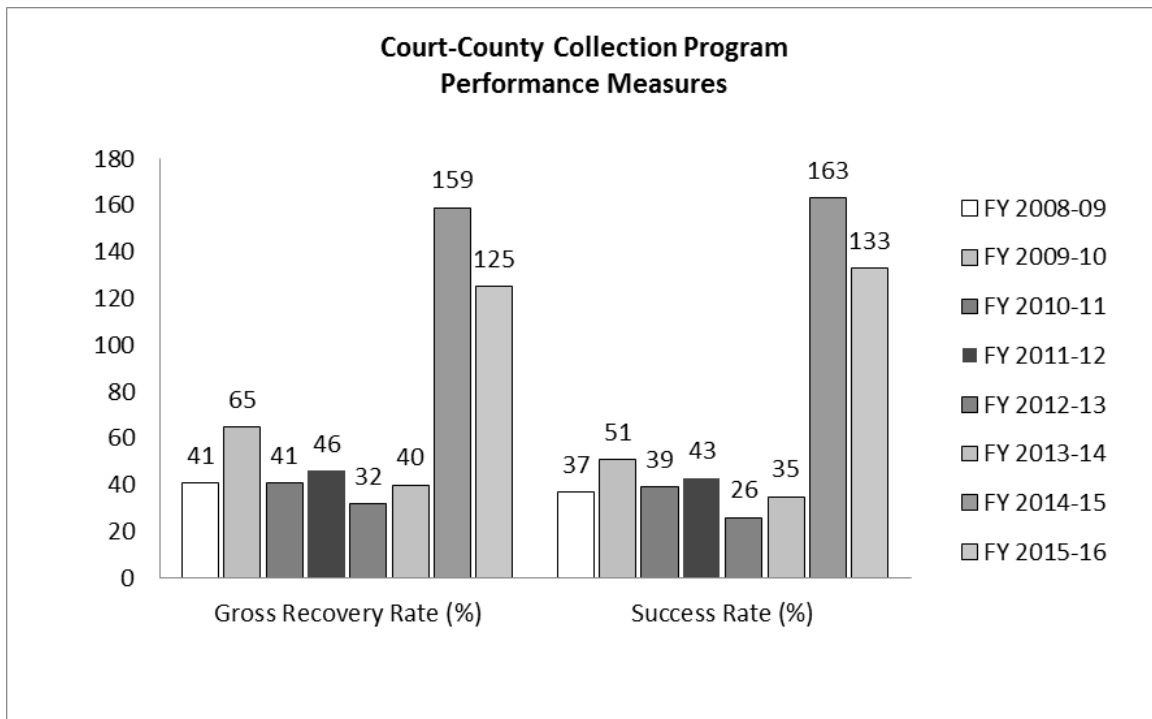
County of Kings and Superior Court of Kings County Collections Program
Summary of Fiscal Year 2015–2016 Collections Reporting Template

According to the Kings Collections program, the increases in the Gross Recovery Rate and Success Rate are largely attributed to the significant problems with converting into a new case management system, the Court has been unable to identify and send delinquent cases to the private vendor for collections. This has also impacted the number of cases forwarded to the Franchise Tax Board-Court Ordered Debt program. This has caused the success rate to appear excessively high and the court is unable to provide an accurate rate for this fiscal year. Beginning in fiscal year 2016-17 the court will be able to send delinquent cases for collection.

The table below shows the program’s total delinquent revenue collected and the percentage increase or decrease from year to year for the past eight fiscal years:

2008-09	2009-10	2010-11	2011-12	2012-13	2013-14	2014-15	2015-16
\$1,721,948	\$2,127,286	\$2,254,528	\$2,235,323	\$3,257,315	\$3,884,185	\$2,228,906	\$1,285,927
	23.5%	6.0%	-0.9%	45.7%	19.2%	-42.6%	-42.3%

The chart below shows performance measures for the past eight fiscal years:



Note: The FY 2015–2016 GRR and SR were likely increased by balance adjustments to cases participating in the amnesty program. However, performance rates excluding those adjustments are not provided here as programs were not required by statute to report the related adjustments.

This report contains information jointly reported by the court and county in the Judicial Council’s Collections Reporting Template, under Penal Code section 1463.010.

County of Kings and Superior Court of Kings County Collections Program
Summary of Fiscal Year 2015–2016 Collections Reporting Template

Footnotes:

¹Population data from State of California, Department of Finance, E-1 City/County Population Estimates and Annual Percent Change—January 1, 2015 and 2016.

²Excludes unfunded judgeships authorized under AB 159 (chap. 722, Stats. 2007). Positions as of June 30, 2016.

³Ending Balance is the value of outstanding delinquent fines, fees, forfeitures, penalties, and assessments in inventory and may include victim restitution and other justice related reimbursements if the reporting program could not separate those balances.

This report contains information jointly reported by the court and county in the Judicial Council's *Collections Reporting Template*, under Penal Code section 1463.010.

County of Lake and Superior Court of Lake County Collections Program
Summary of Fiscal Year 2015–2016 Collections Reporting Template

County Population¹: 64,306

Authorized Judges/Commissioners²: 4/0.6

Total Revenue Collected: \$1,363,284

Total Amount Discharged: \$0

Gross Recovery Rate: 43%

Success Rate: 39%

Ending Balance³: \$38,395,212

Total Amount Adjusted: \$237,124

Program Overview

The collection of delinquent court-ordered debt is a cooperative effort between the Superior Court of Lake County and the County of Lake. The court and county have a written memorandum of understanding (MOU) for their collections program. The program includes the following activities as reported in the *Collections Reporting Template*:

- Contracts with the Franchise Tax Board’s Court-Ordered Debt (FTB-COD) and Interagency Intercept Collections (FTB-IIC) programs;
- Contract with a private debt collector;
- A comprehensive collections program that includes 15 of the 16 collection activity components;
- Internet and credit and debit card payment options; and
- Meets 24 of the 25 recommended collections best practices; the following best practice is currently not being met: 10 (see Attachment 3).

Performance

Based on the financial data reported, the program collected a total of \$1,363,284 from 42,982 total delinquent cases, with collection costs of \$159,121. The ending balance of \$38,395,212 in delinquent court-ordered debt represents 41,382 delinquent cases, of which 3,584 were established in the reporting period. The program did not discharge delinquent debt from accountability for the reporting period.

These totals include data from the first nine months, October 1, 2015 through June 30, 2016, of the 18-month statewide traffic amnesty program established by Vehicle Code section 42008.8. A total of 536 cases participated in the amnesty program during the period and individuals had their balances reduced 50- or 80-percent. In addition, 725 individuals’ driver’s licenses were reinstated as a result of the amnesty program. For the nine-month period, \$116,503 was collected by the program with collection costs of \$45,564.

For the reporting period, the program has a 43 percent Gross Recovery Rate (GRR), which exceeds the recommended 34 percent benchmark, and is 9 percentage points more than the prior year. The program’s Success Rate (SR) of 39 percent exceeds the recommended 31 percent benchmark and is 1 percentage points higher than the prior year.

This report contains information jointly reported by the court and county in the Judicial Council’s *Collections Reporting Template*, under Penal Code section 1463.010.

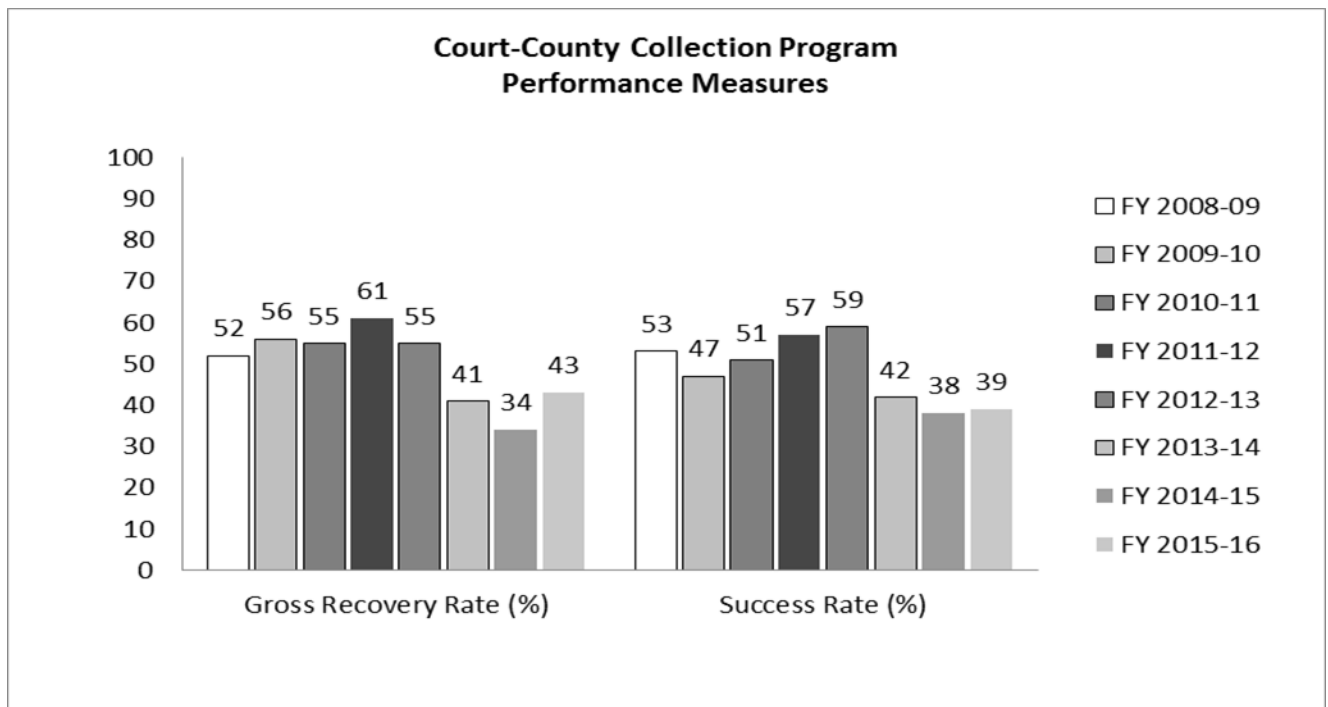
County of Lake and Superior Court of Lake County Collections Program
Summary of Fiscal Year 2015–2016 Collections Reporting Template

According to the Lake collections program, the increase in the Gross Recovery Rate is attributable to the increase in value of cases established, referred or transferred to collections. The increase in the Success Rate are due to the stable collection of delinquent court-ordered debt.

The table below shows the program’s total delinquent revenue collected and the percentage increase or decrease from year to year for the past eight fiscal years:

2008-09	2009-10	2010-11	2011-12	2012-13	2013-14	2014-15	2015-16
\$1,936,969	\$1,715,961	\$1,633,092	\$1,788,801	\$1,646,392	\$1,422,301	\$1,364,743	\$1,363,284
	-11.4%	-4.8%	9.5%	-8.0%	-13.6%	-4.0%	-0.1%

The chart below shows performance measures for the past eight fiscal years:



Note: The FY 2015–2016 GRR and SR were likely increased by balance adjustments to cases participating in the amnesty program. However, performance rates excluding those adjustments are not provided here as programs were not required by statute to report the related adjustments.

Footnotes:

¹Population data from State of California, Department of Finance, E-1 City/County Population Estimates and Annual Percent Change—January 1, 2015 and 2016.

²Excludes unfunded judgeships authorized under AB 159 (chap. 722, Stats. 2007). Positions as of June 30, 2016.

³Ending Balance is the value of outstanding delinquent fines, fees, forfeitures, penalties, and assessments in inventory and may include victim restitution and other justice related reimbursements if the reporting program could not separate those balances.

This report contains information jointly reported by the court and county in the Judicial Council’s Collections Reporting Template, under Penal Code section 1463.010.

County of Lassen and Superior Court of Lassen County Collections Program
Summary of Fiscal Year 2015–2016 Collections Reporting Template

County Population¹: 30,780

Authorized Judges/Commissioners²: 2/0.3

Total Revenue Collected: \$674,459

Total Amount Discharged: \$0

Gross Recovery Rate: 56%

Success Rate: 46%

Ending Balance³: \$19,570,106

Total Amount Adjusted: \$322,342

Program Overview

The collection of delinquent court-ordered debt is a cooperative effort between the Superior Court of Lassen County and the County of Lassen. The court and county have a written memorandum of understanding (MOU) for their collections program. The program includes the following activities as reported in the *Collections Reporting Template*:

- An MOU with the Superior Court of Shasta County to provide collections services as part of an Intrabranch Collections Services Program;
- Contracts with the Franchise Tax Board's Court-Ordered Debt (FTB-COD) program;
- Contracts with the Franchise Tax Board's Interagency Intercept Collections (FTB-IIC) program;
- Contracts with a private debt collector;
- A comprehensive collections program that includes 16 of the 16 collection activity components;
- credit and debit card payment options; and
- Meets 24 of the 25 recommended collections best practices; the following best practice is currently not being met: 16 (see Attachment 3).

Performance

Based on the financial data reported, the program collected a total of \$674,459 from 22,083 total delinquent cases, with collection costs of \$284,056. The ending balance of \$19,570,106 in delinquent court-ordered debt represents 19,992 delinquent cases, of which 2,655 were established in the reporting period. The program did not discharge delinquent debt from accountability for the reporting period.

These totals include data from the first nine months, October 1, 2015 through June 30, 2016, of the 18-month statewide traffic amnesty program established by Vehicle Code section 42008.8. A total of 338 cases participated in the amnesty program during the period and individuals had their balances reduced 50- or 80-percent. In addition, 127 individuals' driver's licenses were reinstated as a result of the amnesty program. For the nine-month period, \$36,557 was collected by the program with collection costs of \$41,836.

For the reporting period, the program has a 56 percent Gross Recovery Rate (GRR), which exceeds the recommended 34 percent benchmark, and is 10 percentage points more than the prior year. The program's Success Rate (SR) of 46 percent exceeds the recommended 31 percent benchmark and is 3 percentage points higher than the prior year.

This report contains information jointly reported by the court and county in the Judicial Council's *Collections Reporting Template*, under Penal Code section 1463.010.

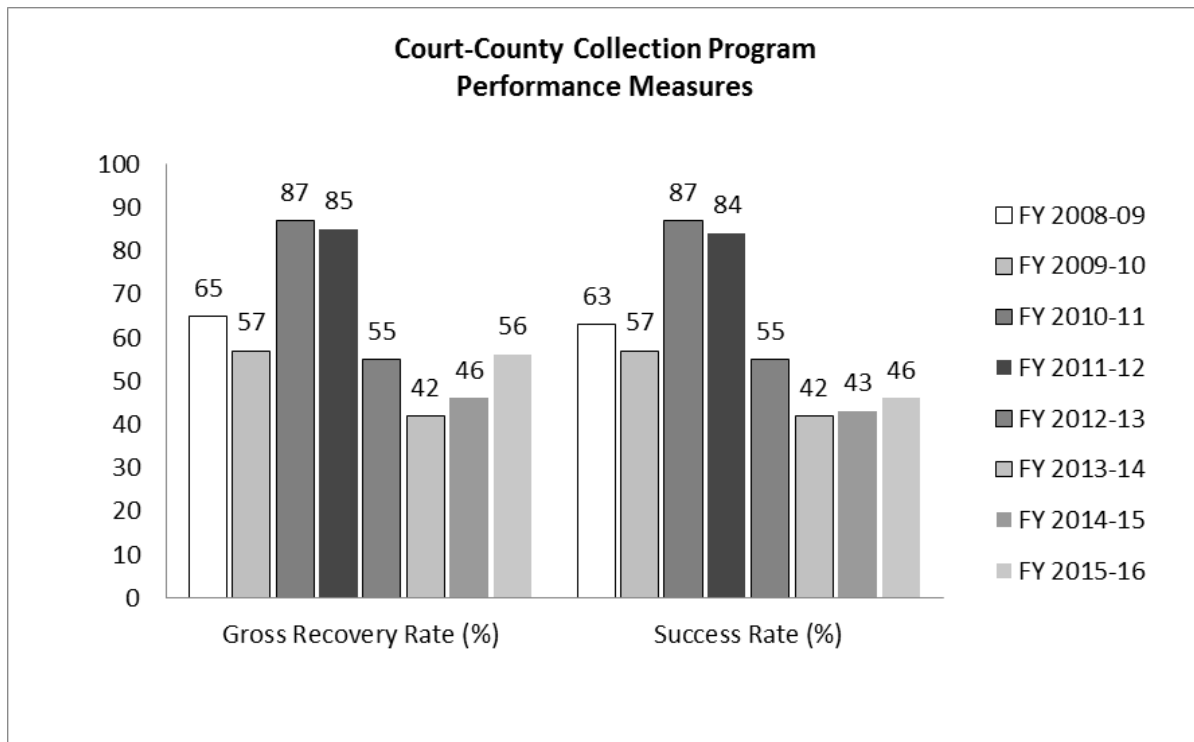
County of Lassen and Superior Court of Lassen County Collections Program Summary of Fiscal Year 2015–2016 Collections Reporting Template

According to the Lassen collections program, the increases in the Gross Recovery Rate and Success Rate are largely attributed to the amnesty program and the philosophy of Shasta’s Intra Branch program of doing due diligence in exploring all collection options.

The table below shows the program’s total delinquent revenue collected and the percentage increase or decrease from year to year for the past eight fiscal years:

2008-09	2009-10	2010-11	2011-12	2012-13	2013-14	2014-15	2015-16
\$869,788	\$714,093	\$721,673	\$969,015	\$679,191	\$952,078	\$824,525	\$674,459
	-17.9%	1.1%	34.3%	-29.9%	40.2%	-13.4%	-18.2%

The chart below shows performance measures for the past eight fiscal years:



Note: The FY 2015–2016 GRR and SR were likely increased by balance adjustments to cases participating in the amnesty program. However, performance rates excluding those adjustments are not provided here as programs were not required by statute to report the related adjustments.

Footnotes:

¹Population data from State of California, Department of Finance, E-1 City/County Population Estimates and Annual Percent Change—January 1, 2015 and 2016.

²Excludes unfunded judgeships authorized under AB 159 (chap. 722, Stats. 2007). Positions as of June 30, 2016.

³Ending Balance is the value of outstanding delinquent fines, fees, forfeitures, penalties, and assessments in inventory and may include victim restitution and other justice related reimbursements if the reporting program could not separate those balances.

This report contains information jointly reported by the court and county in the Judicial Council’s Collections Reporting Template, under Penal Code section 1463.010.

County of Los Angeles and Superior Court of Los Angeles County Collections Program
Summary of Fiscal Year 2015–2016 Collections Reporting Template

County Population¹: 10,241,335

Authorized Judges/Commissioners²: 489/96.3

Total Revenue Collected: \$99,444,196

Total Amount Discharged: \$0

Gross Recovery Rate: 46%

Success Rate: 26%

Ending Balance³: \$3,120,043,021

Total Amount Adjusted: \$149,874,498

Program Overview

The collection of delinquent court-ordered debt is a cooperative effort between the Superior Court of Los Angeles County and the County of Los Angeles. The court and county have a written memorandum of understanding (MOU) for their collections program. The program includes the following activities as reported in the *Collections Reporting Template*:

- Contracts with the Franchise Tax Board’s Court-Ordered Debt (FTB-COD) program and Interagency Intercept Collections (FTB-IIC) programs;
- Contract with a private debt collector;
- A comprehensive collections program that includes 15 of the 16 collection activity components;
- Internet and credit and debit card payment options; and
- Meets 22 of the 25 recommended collections best practices; the following best practices are currently not being met: 2, 19 and 21 (see Attachment 3).

Performance

Based on the financial data reported, the program collected a total of \$99,444,196 from 3,167,492 total delinquent cases, with collection costs of \$15,195,557. The ending balance of \$3,120,043,021 in delinquent court-ordered debt represents 2,901,148 delinquent cases, of which 707,200 were established in the reporting period. The program did not discharge delinquent debt from accountability for the reporting period.

These totals include data from the first nine months, October 1, 2015 through June 30, 2016, of the 18-month statewide traffic amnesty program established by Vehicle Code section 42008.8. A total of 31,480 cases participated in the amnesty program during the period and individuals had their balances reduced 50- or 80-percent. In addition, 42,201 individuals’ driver’s licenses were reinstated as a result of the amnesty program. For the nine-month period, \$10,548,141 was collected by the program with collection costs of \$1,815,663.

For the reporting period, the program has a 46 percent Gross Recovery Rate (GRR), which exceeds the recommended 34 percent benchmark, and is 17 percentage points less than the prior year. The program’s Success Rate (SR) of 26 percent does not exceed the recommended 31 percent benchmark and is 12 percentage points lower than the prior year.

According to the County of Los Angeles and the Superior Court of Los Angeles County collections program, the decrease to the Success Rate is attributable to a 16 percent decrease in

This report contains information jointly reported by the court and county in the Judicial Council’s *Collections Reporting Template*, under Penal Code section 1463.010.

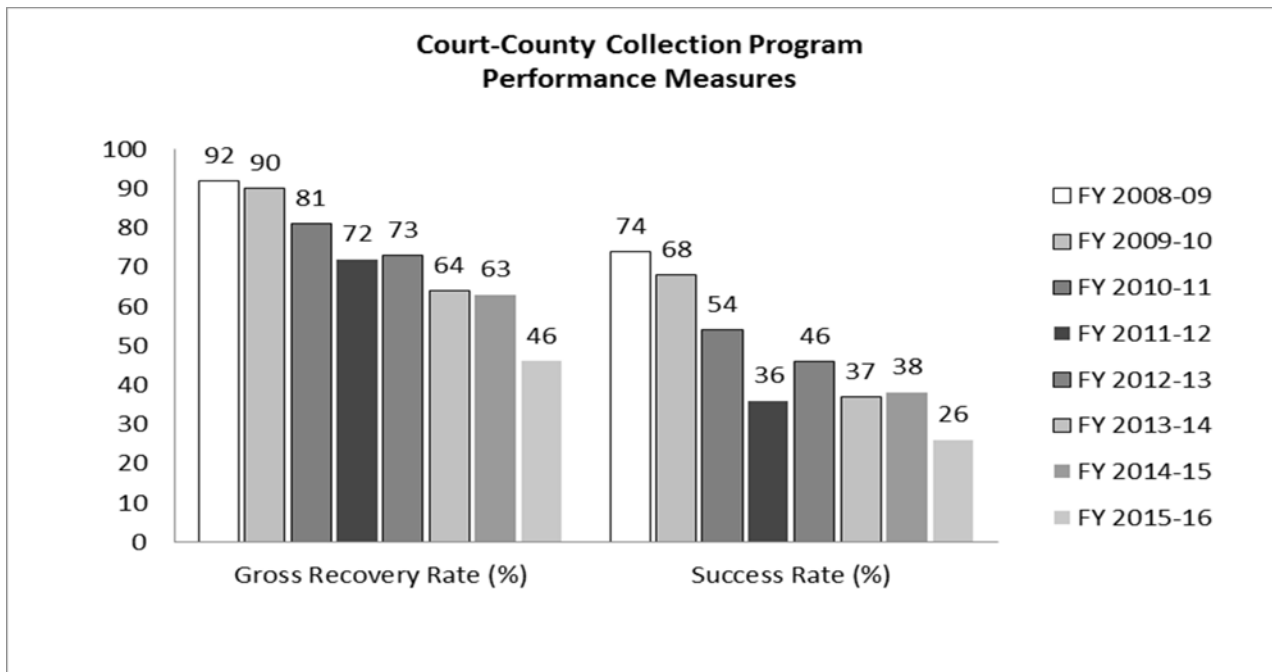
County of Los Angeles and Superior Court of Los Angeles County Collections Program
Summary of Fiscal Year 2015–2016 Collections Reporting Template

gross delinquent court-ordered debt collected and 5 percent decrease in adjustments. The decrease to the Gross Recovery Rate is primarily due the decline in delinquent court-ordered debt collected and adjustments, offset by an increase in case referrals to the private vendor as a result of the 2015 state mandated infraction amnesty program.

The table below shows the program’s total delinquent revenue collected and the percentage increase or decrease from year to year for the past eight fiscal years:

2008-09	2009-10	2010-11	2011-12	2012-13	2013-14	2014-15	2015-16
\$116,290,595	\$108,135,171	\$111,653,529	\$104,515,646	\$113,310,005	\$110,802,306	\$117,962,800	\$99,444,196
	-7.0%	3.3%	-6.4%	8.4%	-2.2%	6.5%	-15.7%

The chart below shows performance measures for the past eight fiscal years:



Note: The FY 2015–2016 GRR and SR were likely increased by balance adjustments to cases participating in the amnesty program. However, performance rates excluding those adjustments are not provided here as programs were not required by statute to report the related adjustments.

Footnotes:

- ¹ Population data from State of California, Department of Finance, E-1 City/County Population Estimates and Annual Percent Change—January 1, 2015 and 2016.
- ² Excludes unfunded judgeships authorized under AB 159 (chap. 722, Stats. 2007). Positions as of June 30, 2016.
- ³ Ending Balance is the value of outstanding delinquent fines, fees, forfeitures, penalties, and assessments in inventory and may include victim restitution and other justice related reimbursements if the reporting program could not separate those balances

This report contains information jointly reported by the court and county in the Judicial Council’s Collections Reporting Template, under Penal Code section 1463.010.

County of Madera and Superior Court of Madera County Collections Program
Summary of Fiscal Year 2015–2016 Collections Reporting Template

County Population¹: 155,349
Authorized Judges/Commissioners²: 9/0.3
Total Revenue Collected: \$1,801,080
Total Amount Discharged: \$0

Gross Recovery Rate: 81%
Success Rate: 51%
Ending Balance³: \$83,101,873
Total Amount Adjusted: \$5,553,313

Program Overview

The collection of delinquent court-ordered debt is a cooperative effort between the Superior Court of Madera County and the County of Madera. The court and county have a written memorandum of understanding (MOU) for their collections program. The program includes the following activities as reported in the *Collections Reporting Template*:

- Contracts with the Franchise Tax Board’s Court-Ordered Debt (FTB-COD) program;
- Contracts with the Franchise Tax Board’s Interagency Intercept Collections (FTB-IIC) program;
- Contracts with a private debt collector;
- A comprehensive collections program that includes 16 of the 16 collection activity components;
- Internet and credit and debit card payment options; and
- Meets all 25 of the recommended collections best practices (see Attachment 3).

Performance

Based on the financial data reported, the program collected a total of \$1,801,080 from 143,921 total delinquent cases, with collection costs of \$117,093. The ending balance of \$83,101,873 in delinquent court-ordered debt represents 143,417 delinquent cases, of which 8,071 were established in the reporting period. The program did not discharge delinquent debt from accountability for the reporting period.

These totals include data from the first seven months, October 1, 2015 through June 30, 2016, of the 18-month statewide traffic amnesty program established by Vehicle Code section 42008.8. A total of 157 cases participated in the amnesty program during the period and individuals had their balances reduced 50- or 80-percent. In addition, 1 individuals’ driver’s licenses were reinstated as a result of the amnesty program. For the nine-month period, \$17,104 was collected by the program with collection costs of \$7,400.

For the reporting period, the program has a 81 percent Gross Recovery Rate (GRR), which exceeds the recommended 34 percent benchmark, and is 2 percentage points lower than the prior year. The program’s Success Rate (SR) of 51 percent exceeds the recommended 31 percent benchmark and is 3 percentage points lower than the prior year.

This report contains information jointly reported by the court and county in the Judicial Council’s *Collections Reporting Template*, under Penal Code section 1463.010.

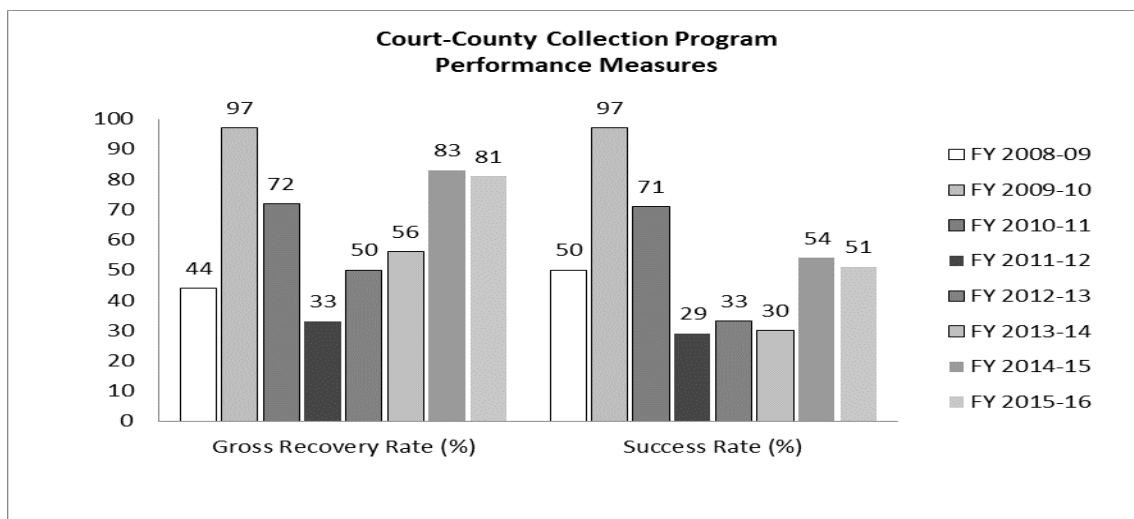
County of Madera and Superior Court of Madera County Collections Program Summary of Fiscal Year 2015–2016 Collections Reporting Template

According to the Madera collections program, the minimal decreases in the GRR and SR are largely attributed to the County upgrading its case management system to Revenue Results in October 2015, which contributed to collections staff undergoing training on the new system which reduced the amount of staff time dedicated to collecting delinquent debt. Nevertheless, the Madera program did collect more delinquent debt than the previous year and reports that since the CMS upgrade, referrals to the FTB-COD Program have been more accurate and the FTB IIC Program continues to remain a factor in resolving cases.

The table below shows the program’s total delinquent revenue collected and the percentage increase or decrease from year to year for the past eight fiscal years:

2008-09	2009-10	2010-11	2011-12	2012-13	2013-14	2014-15	2015-16
\$3,221,543	\$3,437,468	\$2,856,159	\$1,646,580	\$2,574,248	\$2,661,512	\$1,773,552	\$1,801,080
	6.7%	-16.9%	-42.3%	56.3%	3.4%	-33.4%	1.6%

The chart below shows performance measures for the past eight fiscal years:



Note: The FY 2015–2016 GRR and SR were likely increased by balance adjustments to cases participating in the amnesty program. However, performance rates excluding those adjustments are not provided here as programs were not required by statute to report the related adjustments.

Footnotes:

¹ Population data from State of California, Department of Finance, E-1 City/County Population Estimates and Annual Percent Change—January 1, 2015 and 2016.

² Excludes unfunded judgeships authorized under AB 159 (chap. 722, Stats. 2007). Positions as of June 30, 2016.

³ Ending Balance is the value of outstanding delinquent fines, fees, forfeitures, penalties, and assessments in inventory and may include victim restitution and other justice related reimbursements if the reporting program could not separate those balances.

This report contains information jointly reported by the court and county in the Judicial Council’s Collections Reporting Template, under Penal Code section 1463.010.

County of Marin and Superior Court of Marin County Collections Program
Summary of Fiscal Year 2015–2016 Collections Reporting Template

County Population¹: 262,274

Authorized Judges/Commissioners²: 12/0.7

Total Revenue Collected: \$2,679,025

Total Amount Discharged: \$0

Gross Recovery Rate: 69%

Success Rate: 66%

Ending Balance³: \$23,933,503

Total Amount Adjusted: \$365,126

Program Overview

The collection of delinquent court-ordered debt is a cooperative effort between the Superior Court of Marin County and the County of Marin. The court and county have a written memorandum of understanding (MOU) for their collections program. The program includes the following activities as reported in the *Collections Reporting Template*:

- Contracts with the Franchise Tax Board’s Court-Ordered Debt (FTB-COD) program;
- Contracts with the Franchise Tax Board’s Interagency Intercept Collections (FTB-IIC) program;
- Contracts with a private debt collector;
- A comprehensive collections program that includes 15 of the 16 collection activity components;
- Internet and credit and debit card payment options; and
- Meets 23 of the 25 recommended collections best practices; the following best practices are currently not being met: 10, and 19 (see Attachment 3).

Performance

Based on the financial data reported, the program collected a total of \$2,679,025 from 30,472 total delinquent cases, with collection costs of \$1,023,942. The ending balance of \$23,933,503 in delinquent court-ordered debt represents 26,841 delinquent cases, of which 5,015 were established in the reporting period. The program did not discharge delinquent debt from accountability for the reporting period.

These totals include data from the first seven months, October 1, 2015 through June 30, 2016, of the 18-month statewide traffic amnesty program established by Vehicle Code section 42008.8. A total of 310 cases participated in the amnesty program during the period and individuals had their balances reduced 50- or 80-percent. In addition, 513 individuals’ driver’s licenses were reinstated as a result of the amnesty program. For the nine-month period, \$91,096 was collected by the program with collection costs of \$31,291.

For the reporting period, the program has a 69 percent Gross Recovery Rate (GRR), which exceeds the recommended 34 percent benchmark, and is 8 percentage points higher than the prior year. The program’s Success Rate (SR) of 66 percent exceeds the recommended 31 percent benchmark and is 8 percentage points higher than the prior year.

This report contains information jointly reported by the court and county in the Judicial Council’s *Collections Reporting Template*, under Penal Code section 1463.010.

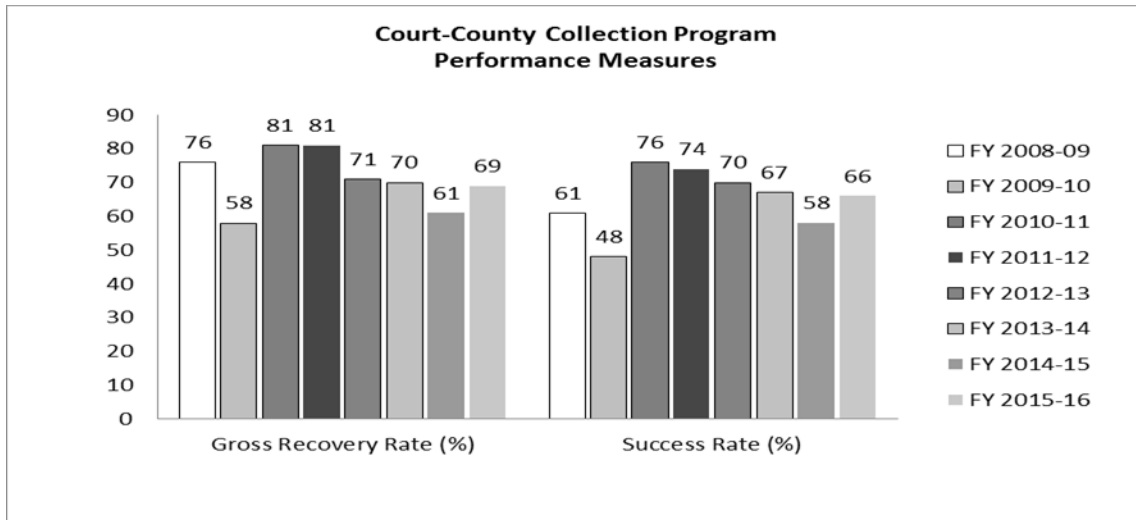
County of Marin and Superior Court of Marin County Collections Program
Summary of Fiscal Year 2015–2016 Collections Reporting Template

According to the Marin collections program, the increases in the GRR and SR are largely attributed to an 11.7 percent decline in delinquent revenue collected compared to a significantly greater percent decline, 19.5 percent, in referrals and to an increase in adjustments due to the amnesty program.

The table below shows the program’s total delinquent revenue collected and the percentage increase or decrease from year to year for the past eight fiscal years:

2008-09	2009-10	2010-11	2011-12	2012-13	2013-14	2014-15	2015-16
\$2,287,926	\$3,010,019	\$3,326,386	\$3,448,802	\$3,483,868	\$3,210,862	\$3,032,685	\$2,679,025
	31.6%	10.5%	3.7%	1.0%	-7.8%	-5.5%	-11.7%

The chart below shows performance measures for the past eight fiscal years:



Note: The FY 2015–2016 GRR and SR were likely increased by balance adjustments to cases participating in the amnesty program. However, performance rates excluding those adjustments are not provided here as programs were not required by statute to report the related adjustments.

Footnotes:

- ¹ Population data from State of California, Department of Finance, E-1 City/County Population Estimates and Annual Percent Change—January 1, 2015 and 2016.
- ² Excludes unfunded judgeships authorized under AB 159 (chap. 722, Stats. 2007). Positions as of June 30, 2016.
- ³ Ending Balance is the value of outstanding delinquent fines, fees, forfeitures, penalties, and assessments in inventory and may include victim restitution and other justice related reimbursements if the reporting program could not separate those balances.

This report contains information jointly reported by the court and county in the Judicial Council’s Collections Reporting Template, under Penal Code section 1463.010.

County of Mariposa and Superior Court of Mariposa County Collections Program
Summary of Fiscal Year 2015–2016 Collections Reporting Template

County Population¹: 18,159

Authorized Judges/Commissioners²: 2/0.3

Total Revenue Collected: \$937,300

Total Amount Discharged: \$13,114

Gross Recovery Rate: 95%

Success Rate: 86%

Ending Balance³: \$7,907,824

Total Amount Adjusted: \$1,679,511

Program Overview

The collection of delinquent court-ordered debt is a cooperative effort between the Superior Court of Mariposa County and the County of Mariposa. The court and county have a verbal memorandum of understanding (MOU) for their collections program. The program includes the following activities as reported in the *Collections Reporting Template*:

- Contract with the Franchise Tax Board’s Court-Ordered Debt (FTB-COD) program;
- Contract with a private debt collector;
- A comprehensive collections program that includes 14 of the 16 collection activity components;
- Internet and credit and debit card payment options; and
- Meets 22 of the 25 recommended collections best practices; the following best practices are currently not being met: 9, 10, and 23 (see Attachment 3).

Performance

Based on the financial data reported, the program collected a total of \$937,300 from 6,603 total delinquent cases, with collection costs of \$229,168. The ending balance of \$7,907,824 in delinquent court-ordered debt represents 6,175 delinquent cases, of which 1,409 were established in the reporting period. As authorized by Government Code sections 25257 through 25259.95, the program discharged delinquent cases deemed uncollectible, with a total value of \$13,114 for the reporting period.

These totals include data from the first nine months, October 1, 2015 through June 30, 2016, of the 18-month statewide traffic amnesty program established by Vehicle Code section 42008.8. A total of 79 cases participated in the amnesty program during the period and individuals had their balances reduced 50- or 80-percent. In addition, 21 individuals’ driver’s licenses were reinstated as a result of the amnesty program. For the nine-month period, \$8,156 was collected by the program with collection costs of \$5,498.

For the reporting period, the program has a 95 percent Gross Recovery Rate (GRR), which exceeds the recommended 34 percent benchmark, and is 29 percentage points more than the prior year. The program’s Success Rate (SR) of 86 percent exceeds the recommended 31 percent benchmark and is 29 percentage points higher than the prior year.

According to the Mariposa collections program, the increases in the Gross Recovery Rate and Success Rate are due to the increased amount of delinquent court-ordered debt collected, the

This report contains information jointly reported by the court and county in the Judicial Council’s *Collections Reporting Template*, under Penal Code section 1463.010.

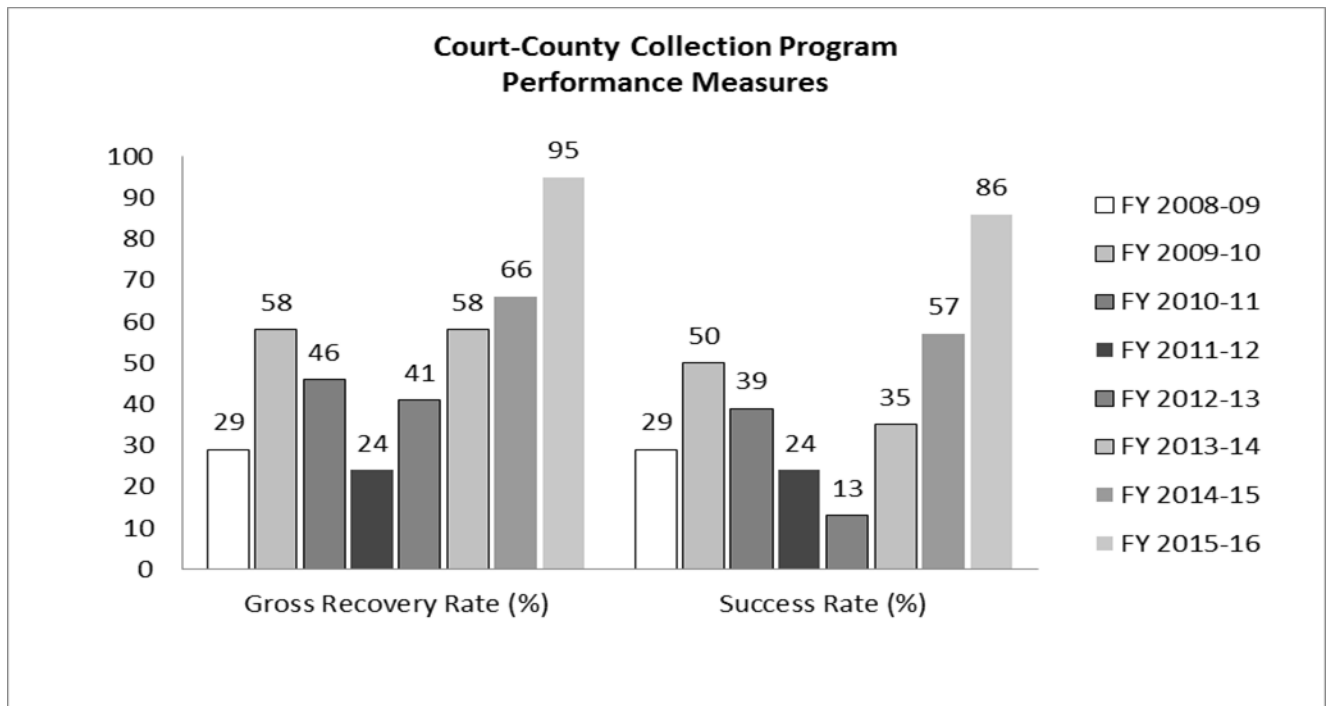
County of Mariposa and Superior Court of Mariposa County Collections Program Summary of Fiscal Year 2015–2016 Collections Reporting Template

growth in value of established and referred cases, and increased adjustments and discharged amount. Also, online payment options continue to contribute to the success of the collections program.

The table below shows the program’s total delinquent revenue collected and the percentage increase or decrease from year to year for the past eight fiscal years:

2008-09	2009-10	2010-11	2011-12	2012-13	2013-14	2014-15	2015-16
\$237,453	\$248,687	\$274,402	\$262,245	\$501,340	\$601,948	\$933,683	\$937,300
	4.7%	10.3%	-4.4%	91.2%	20.1%	55.1%	0.4%

The chart below shows performance measures for the past eight fiscal years:



Note: The FY 2015–2016 GRR and SR were likely increased by balance adjustments to cases participating in the amnesty program. However, performance rates excluding those adjustments are not provided here as programs were not required by statute to report the related adjustments. If you exclude the \$13,114 in uncollectible debt that was discharged from accountability for FY 2015–2016, the Gross Recovery Rate is 94 percent and the Success Rate is 85 percent.

Footnotes:

¹ Population data from State of California, Department of Finance, E-1 City/County Population Estimates and Annual Percent Change—January 1, 2015 and 2016.

² Excludes unfunded judgeships authorized under AB 159 (chap. 722, Stats. 2007). Positions as of June 30, 2016.

³ Ending Balance is the value of outstanding delinquent fines, fees, forfeitures, penalties, and assessments in inventory and may include victim restitution and other justice related reimbursements if the reporting program could not separate those balances.

This report contains information jointly reported by the court and county in the Judicial Council’s Collections Reporting Template, under Penal Code section 1463.010.

County of Mendocino and Superior Court of Mendocino County Collections Program
Summary of Fiscal Year 2015–2016 Collections Reporting Template

County Population¹: 88,378

Authorized Judges/Commissioners²: 8/0.4

Total Revenue Collected: \$3,285,220

Total Amount Discharged: \$775,784

Gross Recovery Rate: 101%

Success Rate: 103%

Ending Balance³: \$38,743,825

Total Amount Adjusted: \$4,285,440

Program Overview

The collection of delinquent court-ordered debt is a cooperative effort between the Superior Court of Mendocino County and the County of Mendocino. The court and county have a written memorandum of understanding (MOU) for their collections program. The program includes the following activities as reported in the *Collections Reporting Template*:

- Contracts with the Franchise Tax Board’s Court-Ordered Debt (FTB-COD) program;
- Contracts with the Franchise Tax Board’s Interagency Intercept Collections (FTB-IIC) program;
- Contracts with a private debt collector;
- A comprehensive collections program that includes 15 of the 16 collection activity components;
- Internet and credit and debit card payment options; and
- Meets 24 of the 25 recommended collections best practices; the following best practice is currently not being met: 4 (see Attachment 3).

Performance

Based on the financial data reported, the program collected a total of \$3,285,220 from 38,943 total delinquent cases, with collection costs of \$591,188. The ending balance of \$38,743,825 in delinquent court-ordered debt represents 33,214 delinquent cases, of which 6,508 were established in the reporting period. As authorized by Government Code sections 25257 through 25259.95, the program discharged delinquent cases deemed uncollectible, with a total value of \$775,784 for the reporting period.

These totals include data from the first seven months, October 1, 2015 through April 30, 2016, of the 18-month statewide traffic amnesty program established by Vehicle Code section 42008.8. A total of 850 cases participated in the amnesty program during the period and individuals had their balances reduced 50- or 80-percent. In addition, 304 individuals’ driver’s licenses were reinstated as a result of the amnesty program. For the seven-month period, \$96,251 was collected by the program with collection costs of \$29,038.

For the reporting period, the program has a 101 percent Gross Recovery Rate (GRR), which exceeds the recommended 34 percent benchmark, and is 14 percentage points less than the prior year. The program’s Success Rate (SR) of 103 percent exceeds the recommended 31 percent benchmark and is 46 percentage points lower than the prior year.

This report contains information jointly reported by the court and county in the Judicial Council’s *Collections Reporting Template*, under Penal Code section 1463.010.

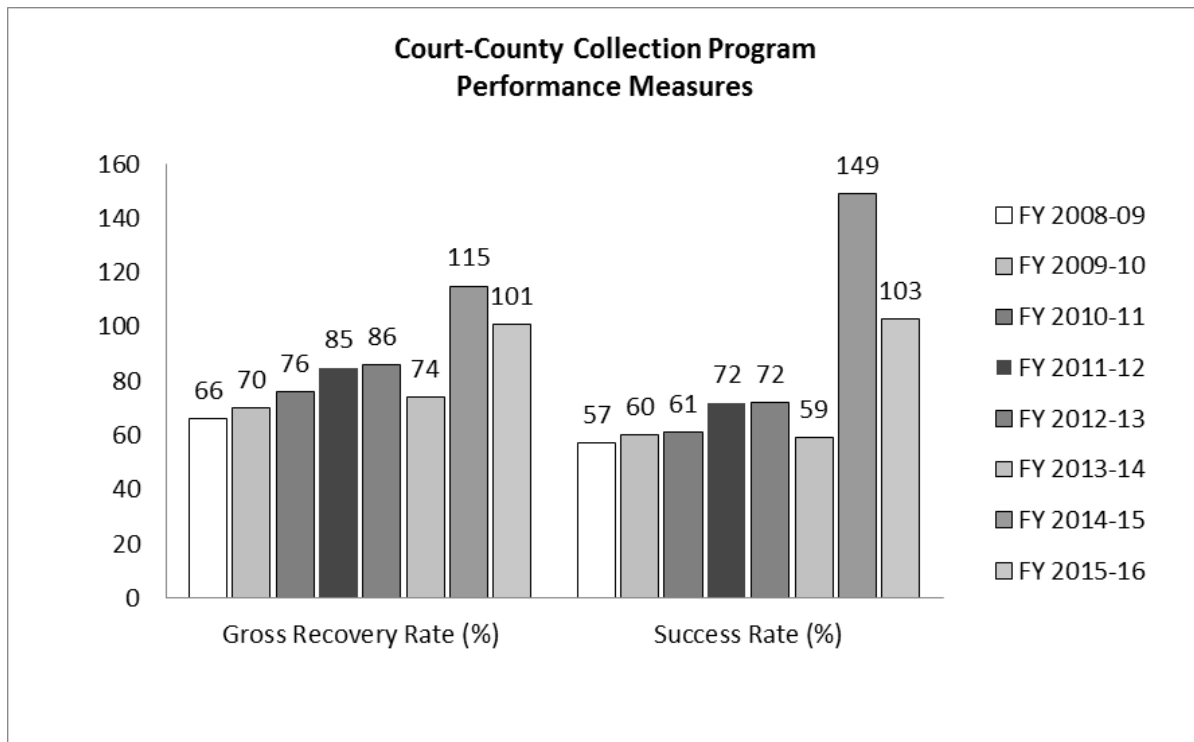
County of Mendocino and Superior Court of Mendocino County Collections Program
Summary of Fiscal Year 2015–2016 Collections Reporting Template

According to the Mendocino collections program, the decreases in the Gross Recovery Rate and Success Rate are largely attributed to the lower case filings at the court, less cases referred to collections, and lower balances of cases for collection.

The table below shows the program’s total delinquent revenue collected and the percentage increase or decrease from year to year for the past eight fiscal years:

2008-09	2009-10	2010-11	2011-12	2012-13	2013-14	2014-15	2015-16
\$4,561,785	\$4,401,805	\$4,375,946	\$4,019,428	\$3,452,879	\$3,579,627	\$3,500,597	\$3,285,220
	-3.5%	-0.6%	-8.1%	-14.1%	3.7%	-2.2%	-6.2%

The chart below shows performance measures for the past eight fiscal years:



Note: The FY 2015–2016 GRR and SR were likely increased by balance adjustments to cases participating in the amnesty program. However, performance rates excluding those adjustments are not provided here as programs were not required by statute to report the related adjustments. If you exclude the \$775,784 in uncollectible debt that was discharged from accountability for FY 2015–2016, the Gross Recovery Rate is 92 percent and the Success Rate is 83 percent.

Footnotes:

¹ Population data from State of California, Department of Finance, E-1 City/County Population Estimates and Annual Percent Change—January 1, 2015 and 2016.

This report contains information jointly reported by the court and county in the Judicial Council’s Collections Reporting Template, under Penal Code section 1463.010.

County of Mendocino and Superior Court of Mendocino County Collections Program
Summary of Fiscal Year 2015–2016 Collections Reporting Template

²Excludes unfunded judgeships authorized under AB 159 (chap. 722, Stats. 2007). Positions as of June 30, 2016.

³Ending Balance is the value of outstanding delinquent fines, fees, forfeitures, penalties, and assessments in inventory and may include victim restitution and other justice related reimbursements if the reporting program could not separate those balances.

This report contains information jointly reported by the court and county in the Judicial Council's *Collections Reporting Template*, under Penal Code section 1463.010.

County of Merced and Superior Court of Merced County Collections Program
Summary of Fiscal Year 2015–2016 Collections Reporting Template

County Population¹: 271,579

Authorized Judges/Commissioners²: 10/2.0

Total Revenue Collected: \$4,365,356

Total Amount Discharged: \$0

Gross Recovery Rate: 44%

Success Rate: 56%

Ending Balance³: \$102,364,233

Total Amount Adjusted: \$-1,693,957

Program Overview

The collection of delinquent court-ordered debt is a cooperative effort between the Superior Court of Merced County and the County of Merced. The court and county have a written memorandum of understanding (MOU) for their collections program. The program includes the following activities as reported in the *Collections Reporting Template*:

- Contracts with the Franchise Tax Board's Court-Ordered Debt (FTB-COD) program;
- Contracts with a private debt collector;
- A comprehensive collections program that includes 15 of the 16 collection activity components;
- Internet and credit and debit card payment options; and
- Meets 23 of the 25 recommended collections best practices; the following best practices are currently not being met: 9, and 21 (see Attachment 3).

Performance

Based on the financial data reported, the program collected a total of \$4,365,356 from 133,307 total delinquent cases, with collection costs of \$884,757. The ending balance of \$102,364,233 in delinquent court-ordered debt represents 132,535 delinquent cases, of which 10,188 were established in the reporting period. The program did not discharge delinquent debt from accountability for the reporting period.

These totals include data from the first nine months, October 1, 2015 through June, 2016, of the 18-month statewide traffic amnesty program established by Vehicle Code section 42008.8. A total of 2,127 cases participated in the amnesty program during the period and individuals had their balances reduced 50- or 80-percent. In addition, 1,097 individuals' driver's licenses were reinstated as a result of the amnesty program. For the nine-month period, \$106,304 was collected by the program with collection costs of \$44,802.

For the reporting period, the program has a 44 percent Gross Recovery Rate (GRR), which exceeds the recommended 34 percent benchmark, and is 15 percentage points lower than the prior year. The program's Success Rate (SR) of 56 percent exceeds the recommended 31 percent benchmark and is equal to the prior year.

According to the Merced collections program, the decrease in the GRR are largely attributed to their courts case management system (CMS) not having the capability to separate the number of

This report contains information jointly reported by the court and county in the Judicial Council's *Collections Reporting Template*, under Penal Code section 1463.010.

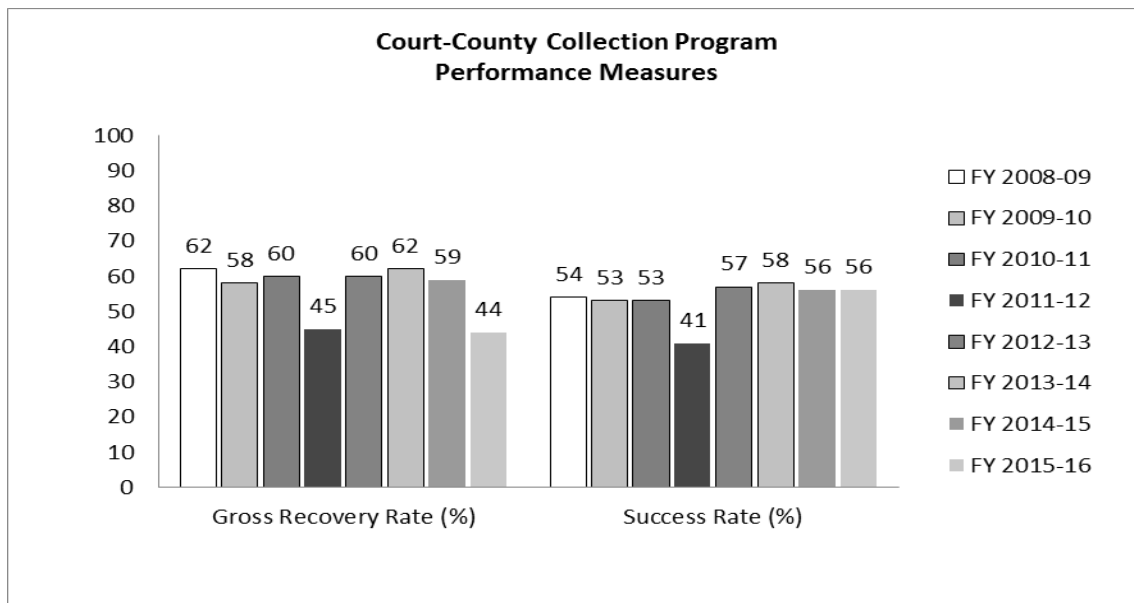
County of Merced and Superior Court of Merced County Collections Program
Summary of Fiscal Year 2015–2016 Collections Reporting Template

referrals and the case value of amounts applicable to Victim Restitution cases from the Court Collections. Therefore, the number of Victim Restitution referrals and case values are all included in the Court’s delinquent collections in Row 4. The CMS is able to distinguish payments collected on Victim Restitution which is reflected in this reporting period. The courts SR remains unchanged from the previous fiscal year.

The table below shows the program’s total delinquent revenue collected and the percentage increase or decrease from year to year for the past eight fiscal years:

2008-09	2009-10	2010-11	2011-12	2012-13	2013-14	2014-15	2015-16
\$6,381,167	\$7,281,933	\$6,893,049	\$6,635,367	\$5,777,266	\$6,766,742	\$6,036,886	\$4,365,356
	14.1%	-5.3%	-3.7%	-12.9%	17.1%	-10.8%	-27.7%

The chart below shows performance measures for the past eight fiscal years:



Note: The FY 2015–2016 GRR and SR were likely increased by balance adjustments to cases participating in the amnesty program. However, performance rates excluding those adjustments are not provided here as programs were not required by statute to report the related adjustments.

Footnotes:

¹Population data from State of California, Department of Finance, E-1 City/County Population Estimates and Annual Percent Change—January 1, 2015 and 2016.

²Excludes unfunded judgeships authorized under AB 159 (chap. 722, Stats. 2007). Positions as of June 30, 2016.

³Ending Balance is the value of outstanding delinquent fines, fees, forfeitures, penalties, and assessments in inventory and may include victim restitution and other justice related reimbursements if the reporting program could not separate those balances.

This report contains information jointly reported by the court and county in the Judicial Council’s Collections Reporting Template, under Penal Code section 1463.010.

County of Modoc and Superior Court of Modoc County Collections Program
Summary of Fiscal Year 2015–2016 Collections Reporting Template

County Population¹: 9,638

Authorized Judges/Commissioners²: 2/0.3

Total Revenue Collected: \$120,747

Total Amount Discharged: \$414,920

Gross Recovery Rate: 323%

Success Rate: 0%

Ending Balance³: \$2,755,011

Total Amount Adjusted: \$83,263

Program Overview

The collection of delinquent court-ordered debt is a cooperative effort between the Superior Court of Modoc County and the County of Modoc. The court and county have a written memorandum of understanding (MOU) for their collections program. The program includes the following activities as reported in the *Collections Reporting Template*:

- Contracts with the Franchise Tax Board’s Court-Ordered Debt (FTB-COD) program;
- Contracts with the Franchise Tax Board’s Interagency Intercept Collections (FTB-IIC) program;
- Contracts with a private debt collector;
- A comprehensive collections program that includes 15 of the 16 collection activity components;
- Internet and credit and debit card payment options; and
- Meets 24 of the 25 recommended collections best practices; the following best practice is currently not being met: 2 (see Attachment 3).

Performance

Based on the financial data reported, the program collected a total of \$120,747 from 3,063 total delinquent cases, with collection costs of \$73,511. The ending balance of \$2,755,011 in delinquent court-ordered debt represents 2,134 delinquent cases, of which -252 were established in the reporting period. As authorized by Government Code sections 25257 through 25259.95, the program discharged delinquent cases deemed uncollectible, with a total value of \$414,920 for the reporting period.

These totals include data from the first nine months, October 1, 2015 through June 30, 2016, of the 18-month statewide traffic amnesty program established by Vehicle Code section 42008.8. A total of 32 cases participated in the amnesty program during the period and individuals had their balances reduced 50- or 80-percent. In addition, 21 individuals’ driver’s licenses were reinstated as a result of the amnesty program. For the nine-month period, \$2,825 was collected by the program with collection costs of \$0.

For the reporting period, the program has a 282 percent Gross Recovery Rate (GRR), which exceeds the recommended 34 percent benchmark, and is 236 percentage points higher than the prior year. The program’s Success Rate (SR) of 0 percent does not exceed the recommended 31 percent benchmark and is 34 percentage points lower than the prior year.

This report contains information jointly reported by the court and county in the Judicial Council’s *Collections Reporting Template*, under Penal Code section 1463.010.

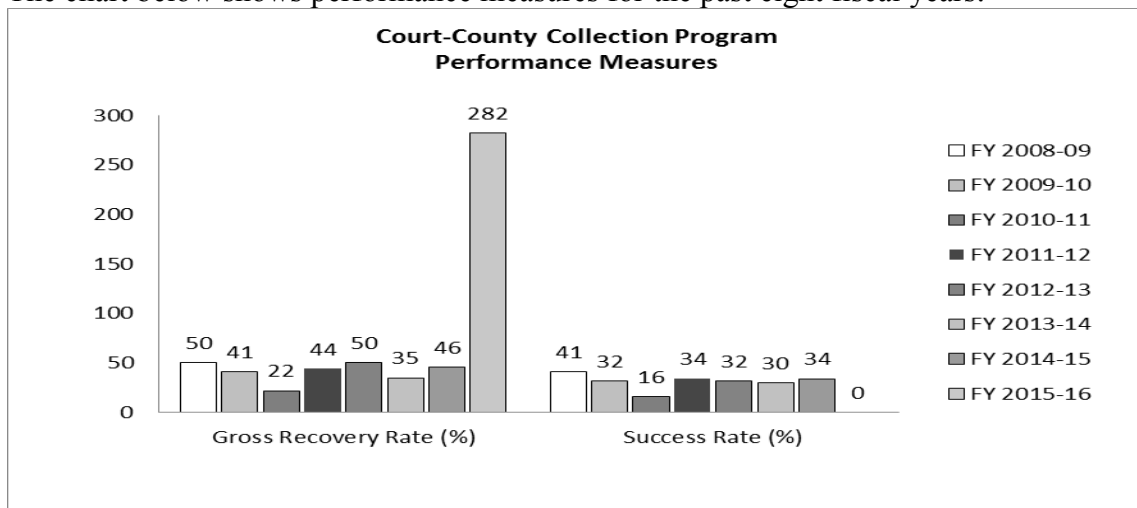
County of Modoc and Superior Court of Modoc County Collections Program
Summary of Fiscal Year 2015–2016 Collections Reporting Template

According to the Modoc collections program, the increase in the GRR are largely attributed to the discharge of accountability of 479 cases, the value of which -\$414,920 almost doubled the value of cases established during the reporting period. Additionally, although the SR decreased by 34 points, the program only collected \$4,221 less than the prior reporting period and ultimately the performance of the program remained constant from the prior fiscal year. Absent the discharge, the GRR would be 93 and the SR would be 89.

The table below shows the program’s total delinquent revenue collected and the percentage increase or decrease from year to year for the past eight fiscal years:

2008-09	2009-10	2010-11	2011-12	2012-13	2013-14	2014-15	2015-16
\$160,209	\$178,141	\$145,983	\$149,661	\$115,435	\$160,606	\$124,968	\$120,747
	11.2%	-18.1%	2.5%	-22.9%	39.1%	-22.2%	-3.4%

The chart below shows performance measures for the past eight fiscal years:



Note: The FY 2015–2016 GRR and SR were likely increased by balance adjustments to cases participating in the amnesty program. However, performance rates excluding those adjustments are not provided here as programs were not required by statute to report the related adjustments. If you exclude the \$414,920 in uncollectible debt that was discharged from accountability for FY 2015–2016, the Gross Recovery Rate is 106 percent and the Success Rate is 111 percent.

Footnotes:

¹ Population data from State of California, Department of Finance, E-1 City/County Population Estimates and Annual Percent Change—January 1, 2015 and 2016.

² Excludes unfunded judgeships authorized under AB 159 (chap. 722, Stats. 2007). Positions as of June 30, 2016.

³ Ending Balance is the value of outstanding delinquent fines, fees, forfeitures, penalties, and assessments in inventory and may include victim restitution and other justice related reimbursements if the reporting program could not separate those balances.

This report contains information jointly reported by the court and county in the Judicial Council’s Collections Reporting Template, under Penal Code section 1463.010.

County of Mono and Superior Court of Mono County Collections Program
Summary of Fiscal Year 2015–2016 Collections Reporting Template

County Population¹: 13,721

Authorized Judges/Commissioners²: 2/0.3

Total Revenue Collected: \$329,948

Total Amount Discharged: \$0

Gross Recovery Rate: 51%

Success Rate: 46%

Ending Balance³: \$883,454

Total Amount Adjusted: \$73,847

Program Overview

The collection of delinquent court-ordered debt is a cooperative effort between the Superior Court of Mono County and the County of Mono. The court and county have a written memorandum of understanding (MOU) for their collections program. The program includes the following activities as reported in the *Collections Reporting Template*:

- Contracts with the Franchise Tax Board’s Court-Ordered Debt (FTB-COD) program;
- Contracts with the Franchise Tax Board’s Interagency Intercept Collections (FTB-IIC) program;
- Contracts with a private debt collector;
- A comprehensive collections program that includes 15 of the 16 collection activity components;
- Internet and credit and debit card payment options; and
- Meets 23 of the 25 recommended collections best practices; the following best practices are currently not being met: 18, and 21 (see Attachment 3).

Performance

Based on the financial data reported, the program collected a total of \$329,948 from 1,946 total delinquent cases, with collection costs of \$43,878. The ending balance of \$883,454 in delinquent court-ordered debt represents 1,278 delinquent cases, of which 1,268 were established in the reporting period. The program did not discharge delinquent debt from accountability for the reporting period.

These totals include data from the first nine months, October 1, 2015 through June 30, 2016, of the 18-month statewide traffic amnesty program established by Vehicle Code section 42008.8. A total of 18 cases participated in the amnesty program during the period and individuals had their balances reduced 50- or 80-percent. In addition, 16 individuals’ driver’s licenses were reinstated as a result of the amnesty program. For the nine-month period, \$3,269 was collected by the program with collection costs of \$11,349.

For the reporting period, the program has a 51 percent Gross Recovery Rate (GRR), which exceeds the recommended 34 percent benchmark, and is 12 percentage points higher than the prior year. The program’s Success Rate (SR) of 46 percent exceeds the recommended 31 percent benchmark and is 10 percentage points higher than the prior year.

This report contains information jointly reported by the court and county in the Judicial Council’s *Collections Reporting Template*, under Penal Code section 1463.010.

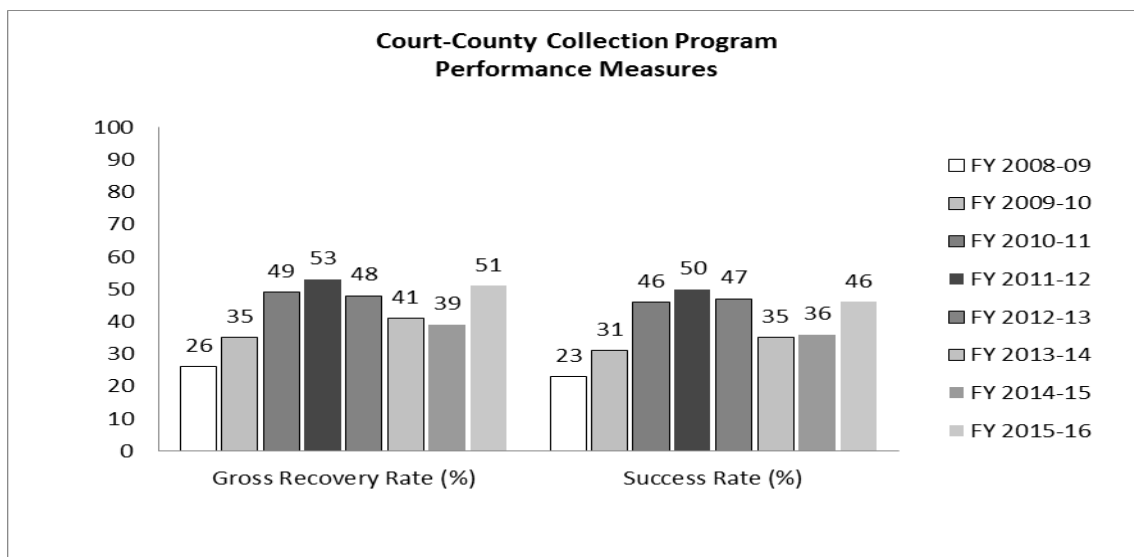
County of Mono and Superior Court of Mono County Collections Program Summary of Fiscal Year 2015–2016 Collections Reporting Template

According to the Mono collections program, the increases in the GRR and SR are largely attributed to the value of newly delinquent debt diminishing, allowing the program to focus more effort and resources on collecting older debt. This resulted in almost a ten percent increase of delinquent debt collected although eight percent less delinquent debt was established.

The table below shows the program’s total delinquent revenue collected and the percentage increase or decrease from year to year for the past eight fiscal years:

2008-09	2009-10	2010-11	2011-12	2012-13	2013-14	2014-15	2015-16
\$22,430	\$125,369	\$206,147	\$217,561	\$205,128	\$52,689	\$301,521	\$329,948
	458.9%	64.4%	5.5%	-5.7%	-74.3%	472.3%	9.4%

The chart below shows performance measures for the past eight fiscal years:



Note: The FY 2015–2016 GRR and SR were likely increased by balance adjustments to cases participating in the amnesty program. However, performance rates excluding those adjustments are not provided here as programs were not required by statute to report the related adjustments.

Footnotes:

¹ Population data from State of California, Department of Finance, E-1 City/County Population Estimates and Annual Percent Change—January 1, 2015 and 2016.

² Excludes unfunded judgeships authorized under AB 159 (chap. 722, Stats. 2007). Positions as of June 30, 2016.

³ Ending Balance is the value of outstanding delinquent fines, fees, forfeitures, penalties, and assessments in inventory and may include victim restitution and other justice related reimbursements if the reporting program could not separate those balances.

This report contains information jointly reported by the court and county in the Judicial Council’s *Collections Reporting Template*, under Penal Code section 1463.010.

County of Monterey and Superior Court of Monterey County Collections Program
Summary of Fiscal Year 2015–2016 Collections Reporting Template

County Population¹: 437,178

Authorized Judges/Commissioners²: 19/2.2

Total Revenue Collected: \$11,250,426

Total Amount Discharged: \$0

Gross Recovery Rate: 44%

Success Rate: 42%

Ending Balance³: \$162,654,474

Total Amount Adjusted: \$909,258

Program Overview

The collection of delinquent court-ordered debt is a cooperative effort between the Superior Court of Monterey County and the County of Monterey. The court and county have a written memorandum of understanding (MOU) for their collections program. The program includes the following activities as reported in the *Collections Reporting Template*:

- Contracts with the Franchise Tax Board’s Court-Ordered Debt (FTB-COD) program;
- Contracts with the Franchise Tax Board’s Interagency Intercept Collections (FTB-IIC) program;
- Contracts with a private debt collector;
- A comprehensive collections program that includes 14 of the 16 collection activity components;
- Internet and credit and debit card payment options; and
- Meets 24 of the 25 recommended collections best practices; the following best practice is currently not being met: 19 (see Attachment 3).

Performance

Based on the financial data reported, the program collected a total of \$11,250,426 from 326,987 total delinquent cases, with collection costs of \$3,136,261. The ending balance of \$162,654,474 in delinquent court-ordered debt represents 296,155 delinquent cases, of which 29,397 were established in the reporting period. The program did not discharge delinquent debt from accountability for the reporting period.

These totals include data from the first nine months, October 1, 2015 through June 30, 2016, of the 18-month statewide traffic amnesty program established by Vehicle Code section 42008.8. A total of 1,434 cases participated in the amnesty program during the period and individuals had their balances reduced 50- or 80-percent. In addition, 1,441 individuals’ driver’s licenses were reinstated as a result of the amnesty program. For the nine-month period, \$88,095 was collected by the program with collection costs of \$64,927.

For the reporting period, the program has a 44 percent Gross Recovery Rate (GRR), which exceeds the recommended 34 percent benchmark, and is 74 percentage points lower than the prior year. The program’s Success Rate (SR) of 42 percent exceeds the recommended 31 percent benchmark and is 125 percentage points lower than the prior year.

This report contains information jointly reported by the court and county in the Judicial Council’s *Collections Reporting Template*, under Penal Code section 1463.010.

County of Monterey and Superior Court of Monterey County Collections Program
Summary of Fiscal Year 2015–2016 Collections Reporting Template

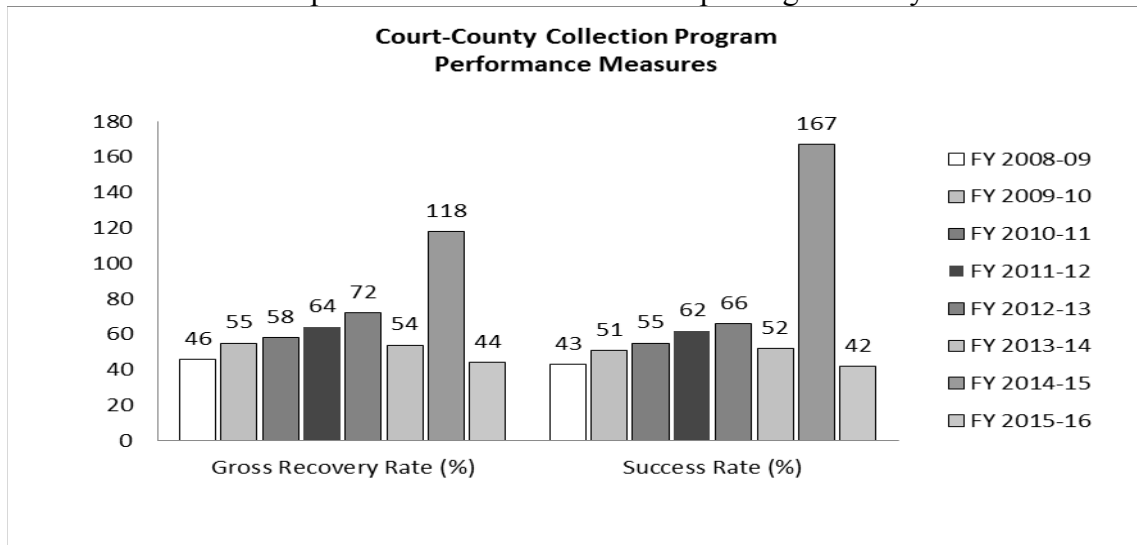
According to the Monterey collections program, the decreases in the GRR and SR are largely attributed to the impact of the discharge of accountability by the County. The FY 2014-15 discharge of accountability was the first such action taken by Monterey County since assuming responsibility for the comprehensive collections program, and included 27,577 accounts at a value of \$19.3 million. Including these totals in the FY 2014-15 comprehensive collections report resulted in a reported GRR of 117% and SR of 162%. Absent the discharged amounts, the Monterey County FY 2014-15 collections reflects a GRR and a SR of 44%. Measuring the program’s FY 2015-16 collections rate against the FY 2014-15 rates, adjusted to exclude the extraordinary discharge, the County’s GRR remained at 44% and the SR dropped to 42%.

Additionally, the increase in unfunded activities required in the development, implementation, and additional reporting requirements for the statewide traffic amnesty program, combined with a 50% to 80% reduction to collectible fines, contributed to the reduction in total collections in FY 2015-16.

The table below shows the program’s total delinquent revenue collected and the percentage increase or decrease from year to year for the past eight fiscal years:

2008-09	2009-10	2010-11	2011-12	2012-13	2013-14	2014-15	2015-16
\$8,599,414	\$10,675,056	\$12,050,910	\$12,547,027	\$12,265,681	\$11,291,518	\$11,959,504	\$11,250,426
	24.1%	12.9%	4.1%	-2.2%	-7.9%	5.9%	-5.9%

The chart below shows performance measures for the past eight fiscal years:



Note: The FY 2015–2016 GRR and SR were likely increased by balance adjustments to cases participating in the amnesty program. However, performance rates excluding those adjustments are not provided here as programs were not required by statute to report the related adjustments.

This report contains information jointly reported by the court and county in the Judicial Council’s Collections Reporting Template, under Penal Code section 1463.010.

County of Monterey and Superior Court of Monterey County Collections Program
Summary of Fiscal Year 2015–2016 Collections Reporting Template

Footnotes:

¹ Population data from State of California, Department of Finance, E-1 City/County Population Estimates and Annual Percent Change—January 1, 2015 and 2016.

² Excludes unfunded judgeships authorized under AB 159 (chap. 722, Stats. 2007). Positions as of June 30, 2016.

³ Ending Balance is the value of outstanding delinquent fines, fees, forfeitures, penalties, and assessments in inventory and may include victim restitution and other justice related reimbursements if the reporting program could not separate those balances.

This report contains information jointly reported by the court and county in the Judicial Council's *Collections Reporting Template*, under Penal Code section 1463.010.

County of Napa and Superior Court of Napa County Collections Program
Summary of Fiscal Year 2015–2016 Collections Reporting Template

County Population¹: 142,028
Authorized Judges/Commissioners²: 6/2.0
Total Revenue Collected: \$3,661,785
Total Amount Discharged: \$0

Gross Recovery Rate: 75%
Success Rate: 75%
Ending Balance³: \$55,190,503
Total Amount Adjusted: \$172,714

Program Overview

The collection of delinquent court-ordered debt is a cooperative effort between the Superior Court of Napa County and the County of Napa. The court and county have a written memorandum of understanding (MOU) for their collections program. The program includes the following activities as reported in the *Collections Reporting Template*:

- Contracts with the Franchise Tax Board’s Court-Ordered Debt (FTB-COD) and Interagency Intercept Collections (FTB-IIC) program;
- Contract with a private debt collector;
- A comprehensive collections program that includes 15 of the 16 collection activity components;
- Internet and credit and debit card (unless PIN number required) payment options; and
- Meets 24 of the 25 recommended collections best practices; best practice 10 is currently not being met (see Attachment 3).

Performance

Based on the financial data reported, the program collected a total of \$3,661,785 from 63,694 total delinquent cases, with collection costs of \$456,450. The ending balance of \$55,190,503 in delinquent court-ordered debt represents 59,497 delinquent cases, of which 5,236 were established in the reporting period. The program did not discharge delinquent debt from accountability for the reporting period.

These totals include data from the first nine months, October 1, 2015 through June 30, 2016, of the 18-month statewide traffic amnesty program established by Vehicle Code section 42008.8. A total of 477 cases participated in the amnesty program during the period and individuals had their balances reduced 50- or 80-percent. In addition, 841 individuals’ driver’s licenses were reinstated as a result of the amnesty program. For the nine-month period, \$32,877 was collected by the program with collection costs of \$3,793.

For the reporting period, the program has a 75 percent Gross Recovery Rate (GRR), which exceeds the recommended 34 percent benchmark, and is 14 percentage points more than the prior year. The program’s Success Rate (SR) of 75 percent exceeds the recommended 31 percent benchmark and is 13 percentage points higher than the prior year.

According to the Napa collections program, the increases in the Gross Recovery Rate and Success Rate are attributable to the decrease in the value of cases established or referred and a 6

This report contains information jointly reported by the court and county in the Judicial Council’s *Collections Reporting Template*, under Penal Code section 1463.010.

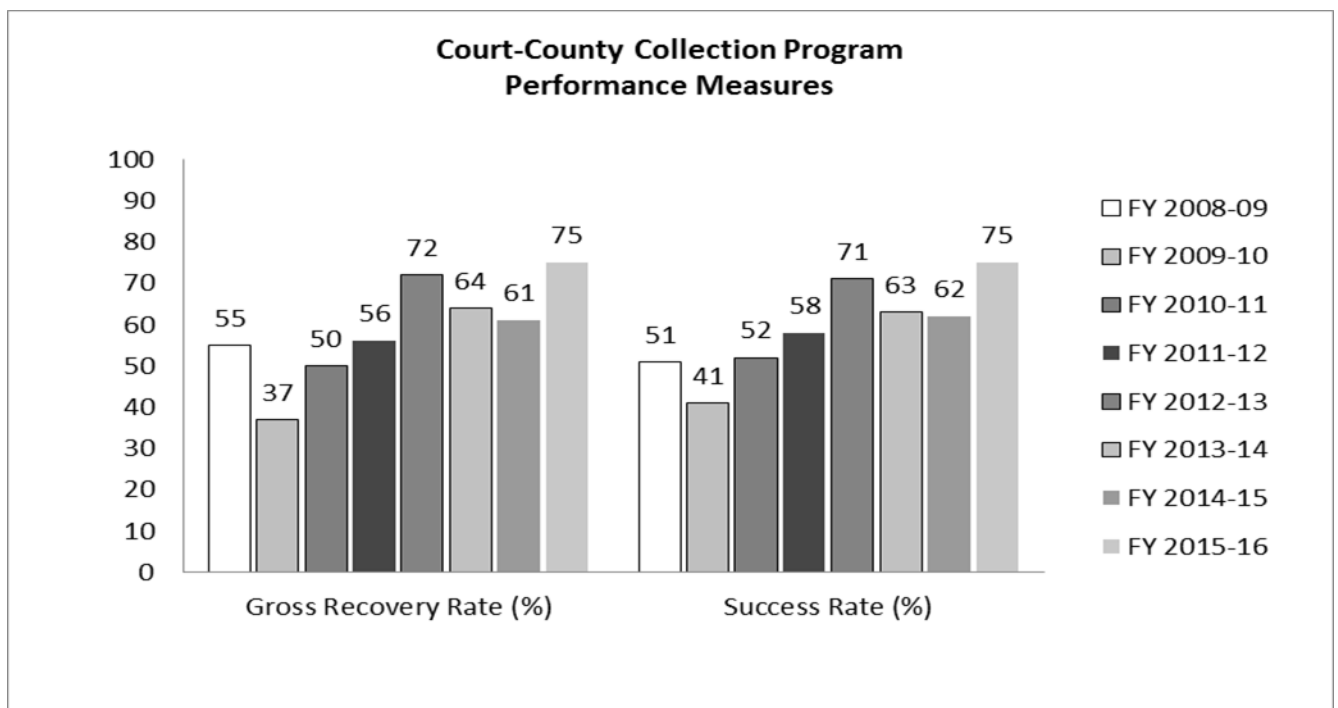
County of Napa and Superior Court of Napa County Collections Program
Summary of Fiscal Year 2015–2016 Collections Reporting Template

percent drop in delinquent court-ordered debt collected, in comparison to the prior period, and the change in adjustments made this year compared to the prior period.

The table below shows the program’s total delinquent revenue collected and the percentage increase or decrease from year to year for the past eight fiscal years:

2008-09	2009-10	2010-11	2011-12	2012-13	2013-14	2014-15	2015-16
\$2,916,453	\$3,311,305	\$3,828,668	\$3,821,891	\$4,055,589	\$3,718,312	\$3,909,139	\$3,661,785
	13.5%	15.6%	-0.2%	6.1%	-8.3%	5.1%	-6.3%

The chart below shows performance measures for the past eight fiscal years:



Note: The FY 2015–2016 GRR and SR were likely increased by balance adjustments to cases participating in the amnesty program. However, performance rates excluding those adjustments are not provided here as programs were not required by statute to report the related adjustments.

Footnotes:

¹Population data from State of California, Department of Finance, E-1 City/County Population Estimates and Annual Percent Change—January 1, 2015 and 2016.

²Excludes unfunded judgeships authorized under AB 159 (chap. 722, Stats. 2007). Positions as of June 30, 2016.

³Ending Balance is the value of outstanding delinquent fines, fees, forfeitures, penalties, and assessments in inventory and may include victim restitution and other justice related reimbursements if the reporting program could not separate those balances.

This report contains information jointly reported by the court and county in the Judicial Council’s *Collections Reporting Template*, under Penal Code section 1463.010.

County of Nevada and Superior Court of Nevada County Collections Program
Summary of Fiscal Year 2015–2016 Collections Reporting Template

County Population¹: 98,095

Authorized Judges/Commissioners²: 6/1.6

Total Revenue Collected: \$1,087,513

Total Amount Discharged: \$13,685

Gross Recovery Rate: 60%

Success Rate: 62%

Ending Balance³: \$27,037,555

Total Amount Adjusted: \$416,993

Program Overview

The collection of delinquent court-ordered debt is a cooperative effort between the Superior Court of Nevada County and the County of Nevada. The court and county have a written memorandum of understanding (MOU) for their collections program. The program includes the following activities as reported in the *Collections Reporting Template*:

- Contracts with the Franchise Tax Board’s Court-Ordered Debt (FTB-COD) program;
- Contracts with the Franchise Tax Board’s Interagency Intercept Collections (FTB-IIC) program;
- Contracts with a private debt collector;
- A comprehensive collections program that includes 16 of the 16 collection activity components;
- Internet and credit and debit card payment options; and
- Meets all 25 of the recommended collections best practices (see Attachment 3).

Performance

Based on the financial data reported, the program collected a total of \$1,087,513 from 40,093 total delinquent cases, with collection costs of \$138,602. The ending balance of \$27,037,555 in delinquent court-ordered debt represents 39,208 delinquent cases, of which 3,099 were established in the reporting period. As authorized by Government Code sections 25257 through 25259.95, the program discharged delinquent cases deemed uncollectible, with a total value of \$13,685 for the reporting period.

These totals include data from the first nine months, October 1, 2015 through June 30, 2016, of the 18-month statewide traffic amnesty program established by Vehicle Code section 42008.8. A total of 399 cases participated in the amnesty program during the period and individuals had their balances reduced 50- or 80-percent. In addition, 178 individuals’ driver’s licenses were reinstated as a result of the amnesty program. For the nine-month period, \$11,653 was collected by the program with collection costs of \$25,454.

For the reporting period, the program has a 60 percent Gross Recovery Rate (GRR), which exceeds the recommended 34 percent benchmark, and is 74 percentage points lower than the prior year. The program’s Success Rate (SR) of 62 percent exceeds the recommended 31 percent benchmark and is 92 percentage points lower than the prior year.

This report contains information jointly reported by the court and county in the Judicial Council’s *Collections Reporting Template*, under Penal Code section 1463.010.

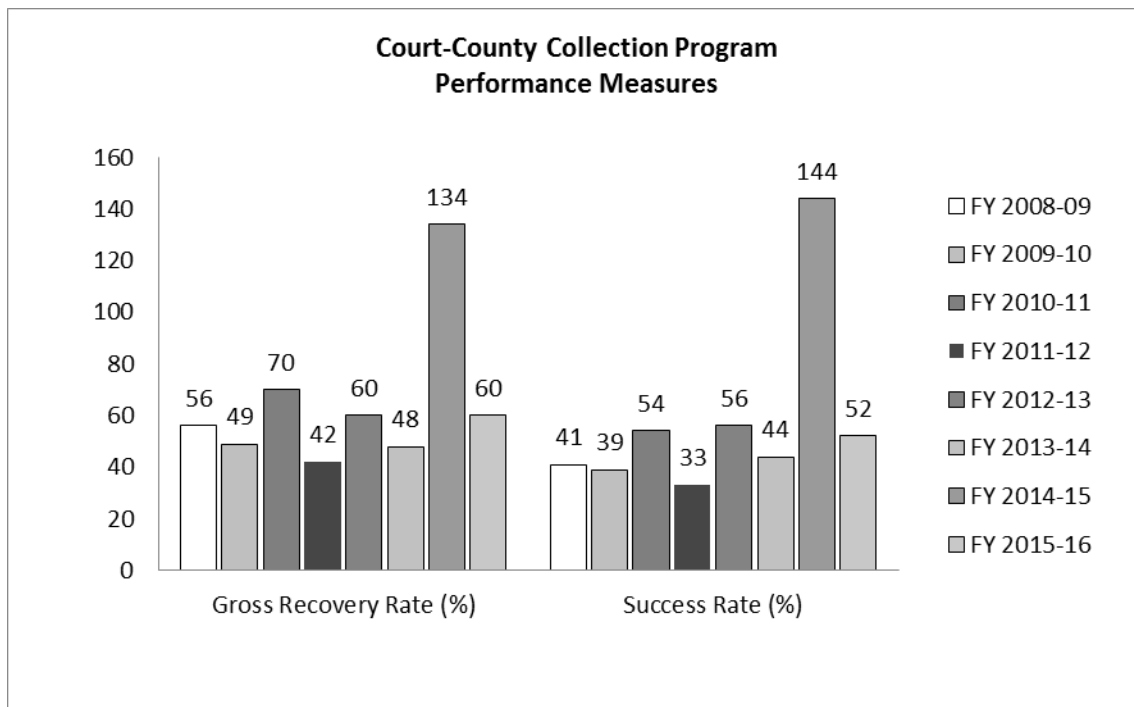
County of Nevada and Superior Court of Nevada County Collections Program
Summary of Fiscal Year 2015–2016 Collections Reporting Template

According to the Nevada collections program, the decreases in the Gross Recovery Rate and Success Rate are largely attributed to the implementation of the Statewide Traffic Amnesty Program. No other significant changes to the collection program have occurred in this fiscal year. The collections program continues to make small refinements to their collection procedures which seem to be making the overall program more efficient and cost effective.

The table below shows the program’s total delinquent revenue collected and the percentage increase or decrease from year to year for the past eight fiscal years:

2008-09	2009-10	2010-11	2011-12	2012-13	2013-14	2014-15	2015-16
\$1,259,084	\$1,439,143	\$1,397,127	\$1,164,216	\$1,385,103	\$1,484,832	\$1,439,816	\$1,087,513
	14.3%	-2.9%	-16.7%	19.0%	7.2%	-3.0%	-24.0%

The chart below shows performance measures for the past eight fiscal years:



Note: The FY 2015–2016 GRR and SR were likely increased by balance adjustments to cases participating in the amnesty program. However, performance rates excluding those adjustments are not provided here as programs were not required by statute to report the related adjustments.

Footnotes:

¹ Population data from State of California, Department of Finance, E-1 City/County Population Estimates and Annual Percent Change—January 1, 2015 and 2016.

² Excludes unfunded judgeships authorized under AB 159 (chap. 722, Stats. 2007). Positions as of June 30, 2016.

This report contains information jointly reported by the court and county in the Judicial Council’s Collections Reporting Template, under Penal Code section 1463.010.

County of Nevada and Superior Court of Nevada County Collections Program
Summary of Fiscal Year 2015–2016 Collections Reporting Template

³Ending Balance is the value of outstanding delinquent fines, fees, forfeitures, penalties, and assessments in inventory and may include victim restitution and other justice related reimbursements if the reporting program could not separate those balances.

This report contains information jointly reported by the court and county in the Judicial Council's *Collections Reporting Template*, under Penal Code section 1463.010.

County of Orange and Superior Court of Orange County Collections Program
Summary of Fiscal Year 2015–2016 Collections Reporting Template

County Population¹: 3,183,011
Authorized Judges/Commissioners²:
124/20.0
Total Revenue Collected: \$35,336,768
Total Amount Discharged: \$0

Gross Recovery Rate: 96%
Success Rate: 91%
Ending Balance³: \$367,154,615
Total Amount Adjusted: \$54,720,285

Program Overview

The collection of delinquent court-ordered debt is a cooperative effort between the Superior Court of Orange County and the County of Orange. The court and county have a written memorandum of understanding (MOU) for their collections program. The program includes the following activities as reported in the *Collections Reporting Template*:

- Contracts with the Franchise Tax Board’s Court-Ordered Debt (FTB-COD) program;
- Contracts with the Franchise Tax Board’s Interagency Intercept Collections (FTB-IIC) program;
- Contracts with a private debt collector;
- A comprehensive collections program that includes 16 of the 16 collection activity components;
- Internet and credit and debit card payment options; and
- Meets 23 of the 25 recommended collections best practices; the following best practices are currently not being met: 10, and 12 (see Attachment 3).

Performance

Based on the financial data reported, the program collected a total of \$35,336,768 from 612,520 total delinquent cases, with collection costs of \$4,699,916. The ending balance of \$367,154,615 in delinquent court-ordered debt represents 512,306 delinquent cases, of which 115,720 were established in the reporting period. The program did not discharge delinquent debt from accountability for the reporting period.

These totals include data from the first nine months, October 1, 2015 through June 30, 2016, of the 18-month statewide traffic amnesty program established by Vehicle Code section 42008.8. A total of 6,900 cases participated in the amnesty program during the period and individuals had their balances reduced 50- or 80-percent. In addition, 9,723 individuals’ driver’s licenses were reinstated as a result of the amnesty program. For the nine-month period, \$828,086 was collected by the program with collection costs of \$392,552.

For the reporting period, the program has a 96 percent Gross Recovery Rate (GRR), which exceeds the recommended 34 percent benchmark, and is 11 percentage points higher than the prior year. The program’s Success Rate (SR) of 91 percent exceeds the recommended 31 percent benchmark and is 20 percentage points higher than the prior year.

This report contains information jointly reported by the court and county in the Judicial Council’s *Collections Reporting Template*, under Penal Code section 1463.010.

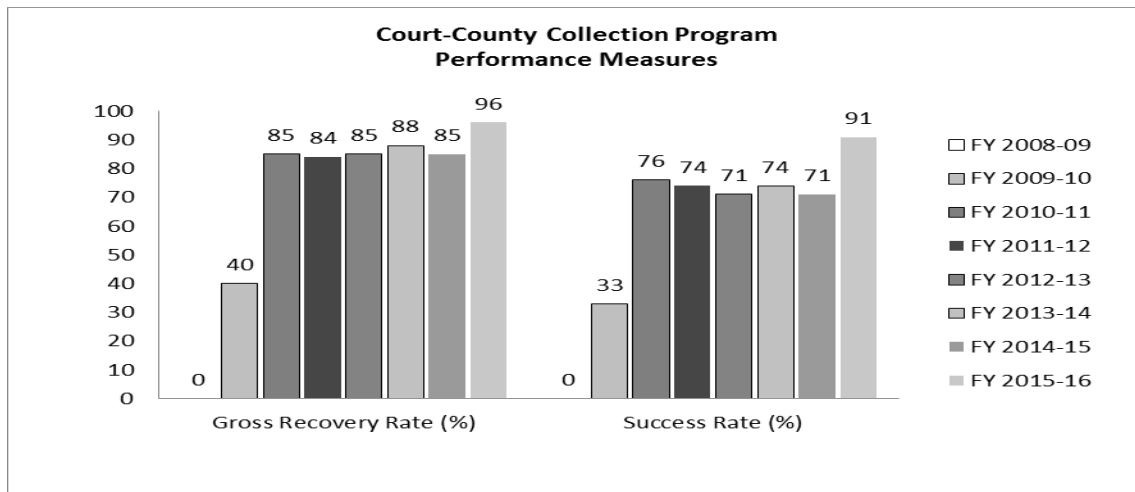
County of Orange and Superior Court of Orange County Collections Program Summary of Fiscal Year 2015–2016 Collections Reporting Template

According to the Orange collections program, the increases in the GRR and SR are largely attributed to the automation of its Franchise Tax Board-Court Ordered Debt reporting and check processing, which saved time allowing staff to make more outbound calls in an effort to collect more delinquent debt. The Court also modified its 'time-to-pay' noticing practices to have notices go out closer to the due date versus immediately after a payment is made, and eliminated noticing where the only known address on a case was previously found invalid or where no address exists.

The table below shows the program's total delinquent revenue collected and the percentage increase or decrease from year to year for the past eight fiscal years:

2008-09	2009-10	2010-11	2011-12	2012-13	2013-14	2014-15	2015-16
\$34,441,591	\$35,604,743	\$42,930,202	\$40,454,112	\$40,111,587	\$42,748,500	\$41,483,796	\$35,336,768
	3.4%	20.6%	-5.8%	-0.8%	6.6%	-3.0%	-14.8%

The chart below shows performance measures for the past eight fiscal years:



Note: The FY 2015–2016 GRR and SR were likely increased by balance adjustments to cases participating in the amnesty program. However, performance rates excluding those adjustments are not provided here as programs were not required by statute to report the related adjustments.

Footnotes:

¹Population data from State of California, Department of Finance, E-1 City/County Population Estimates and Annual Percent Change—January 1, 2015 and 2016.

²Excludes unfunded judgeships authorized under AB 159 (chap. 722, Stats. 2007). Positions as of June 30, 2016.

³Ending Balance is the value of outstanding delinquent fines, fees, forfeitures, penalties, and assessments in inventory and may include victim restitution and other justice related reimbursements if the reporting program could not separate those balances.

This report contains information jointly reported by the court and county in the Judicial Council's Collections Reporting Template, under Penal Code section 1463.010.

County of Placer and Superior Court of Placer County Collections Program
Summary of Fiscal Year 2015–2016 Collections Reporting Template

County Population¹: 373,796

Authorized Judges/Commissioners²: 10/4.5

Total Revenue Collected: \$8,177,156

Total Amount Discharged: \$0

Gross Recovery Rate: 69%

Success Rate: 72%

Ending Balance³: \$114,380,328

Total Amount Adjusted: \$-1,002,887

Program Overview

The collection of delinquent court-ordered debt is a cooperative effort between the Superior Court of Placer County and the County of Placer. The court and county have a written memorandum of understanding (MOU) for their collections program. The program includes the following activities as reported in the *Collections Reporting Template*:

- Contracts with the Franchise Tax Board’s Court-Ordered Debt (FTB-COD) program;
- Contracts with the Franchise Tax Board’s Interagency Intercept Collections (FTB-IIC) program;
- Contracts with a private debt collector;
- A comprehensive collections program that includes 16 of the 16 collection activity components;
- Internet and credit and debit card payment options; and
- Meets 24 of the 25 recommended collections best practices; the following best practice is currently not being met: 10 (see Attachment 3).

Performance

Based on the financial data reported, the program collected a total of \$8,177,156 from 166,367 total delinquent cases, with collection costs of \$2,021,083. The ending balance of \$114,380,328 in delinquent court-ordered debt represents 158,697 delinquent cases, of which 23,508 were established in the reporting period. The program did not discharge delinquent debt from accountability for the reporting period.

These totals include data from the first nine months, October 1, 2015 through June 30, 2016, of the 18-month statewide traffic amnesty program established by Vehicle Code section 42008.8. A total of 819 cases participated in the amnesty program during the period and individuals had their balances reduced 50- or 80-percent. In addition, 6 individuals’ driver’s licenses were reinstated as a result of the amnesty program. For the nine-month period, \$78,756 was collected by the program with collection costs of \$143,932.

For the reporting period, the program has a 69 percent Gross Recovery Rate (GRR), which exceeds the recommended 34 percent benchmark, and is 15 percentage points more than the prior year. The program’s Success Rate (SR) of 72 percent exceeds the recommended 31 percent benchmark and is 13 percentage points higher than the prior year.

This report contains information jointly reported by the court and county in the Judicial Council’s *Collections Reporting Template*, under Penal Code section 1463.010.

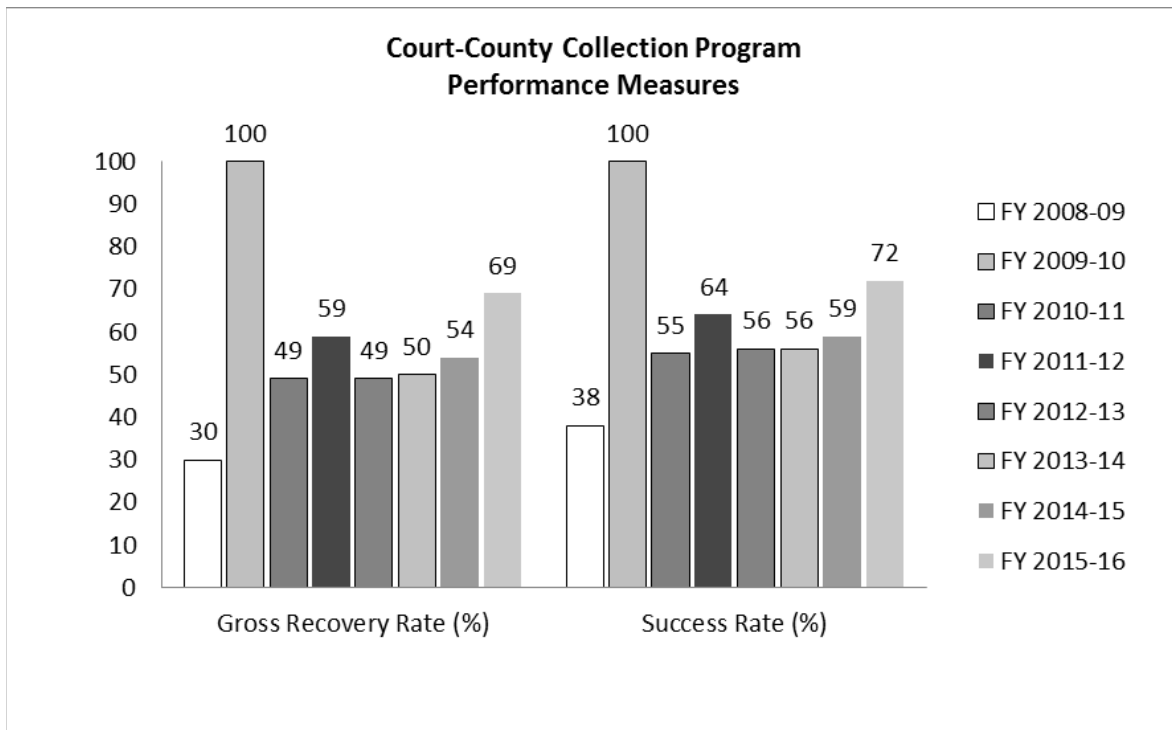
County of Placer and Superior Court of Placer County Collections Program
Summary of Fiscal Year 2015–2016 Collections Reporting Template

According to the Placer collections program, the increases in the Gross Recovery Rate and Success Rate are largely attributed to the economic recovery, constant review and improvement to collection processes, and continued automation such as being accessible to customers 24 hours a day, 7 days a week; allowing customers payment access through a web portal. In addition training was provided to collection staff which focused on industry “Best Practices” for collections. The training identified areas for improvement and provided tools to not only train and educate, but also to allow collectors the ability to practice their newly acquired skills.

The table below shows the program’s total delinquent revenue collected and the percentage increase or decrease from year to year for the past eight fiscal years:

2008-09	2009-10	2010-11	2011-12	2012-13	2013-14	2014-15	2015-16
\$8,065,710	\$9,404,403	\$9,791,054	\$8,939,456	\$8,716,165	\$7,907,294	\$8,022,169	\$8,177,156
	16.6%	4.1%	-8.7%	-2.5%	-9.3%	1.5%	1.9%

The chart below shows performance measures for the past eight fiscal years:



Note: The FY 2015–2016 GRR and SR were likely increased by balance adjustments to cases participating in the amnesty program. However, performance rates excluding those adjustments are not provided here as programs were not required by statute to report the related adjustments.

This report contains information jointly reported by the court and county in the Judicial Council’s *Collections Reporting Template*, under Penal Code section 1463.010.

County of Placer and Superior Court of Placer County Collections Program
Summary of Fiscal Year 2015–2016 Collections Reporting Template

Footnotes:

¹Population data from State of California, Department of Finance, E-1 City/County Population Estimates and Annual Percent Change—January 1, 2015 and 2016.

²Excludes unfunded judgeships authorized under AB 159 (chap. 722, Stats. 2007). Positions as of June 30, 2016.

³Ending Balance is the value of outstanding delinquent fines, fees, forfeitures, penalties, and assessments in inventory and may include victim restitution and other justice related reimbursements if the reporting program could not separate those balances.

This report contains information jointly reported by the court and county in the Judicial Council's *Collections Reporting Template*, under Penal Code section 1463.010.

County of Plumas and Superior Court of Plumas County Collections Program
Summary of Fiscal Year 2015–2016 Collections Reporting Template

County Population¹: 19,879

Authorized Judges/Commissioners²: 2/0.3

Total Revenue Collected: \$632,103

Total Amount Discharged: \$235,370

Gross Recovery Rate: 163%

Success Rate: 182%

Ending Balance³: \$2,518,690

Total Amount Adjusted: \$-132,105

Program Overview

The collection of delinquent court-ordered debt is a cooperative effort between the Superior Court of Plumas County and the County of Plumas. The court and county have a written memorandum of understanding (MOU) for their collections program. The program includes the following activities as reported in the *Collections Reporting Template*:

- Contracts with the Franchise Tax Board’s Court-Ordered Debt (FTB-COD) program;
- Contracts with the Franchise Tax Board’s Interagency Intercept Collections (FTB-IIC) program;
- Contracts with a private debt collector;
- A comprehensive collections program that includes 16 of the 16 collection activity components;
- Internet and credit and debit card payment options; and
- Meets 24 of the 25 recommended collections best practices; the following best practice is currently not being met: 14 (see Attachment 3).

Performance

Based on the financial data reported, the program collected a total of \$632,103 from 10,777 total delinquent cases, with collection costs of \$20,437. The ending balance of \$2,518,690 in delinquent court-ordered debt represents 3,462 delinquent cases, of which 7,734 were established in the reporting period. As authorized by Government Code sections 25257 through 25259.95, the program discharged delinquent cases deemed uncollectible, with a total value of \$235,370 for the reporting period.

These totals include data from the first nine months, October 1, 2015 through June 30, 2016, of the 18-month statewide traffic amnesty program established by Vehicle Code section 42008.8. A total of 75 cases participated in the amnesty program during the period and individuals had their balances reduced 50- or 80-percent. In addition, 7 individuals’ driver’s licenses were reinstated as a result of the amnesty program. For the nine-month period, \$11,294 was collected by the program with collection costs of \$3,628.

For the reporting period, the program has a 163 percent Gross Recovery Rate (GRR), which exceeds the recommended 34 percent benchmark, and is 54 percentage points higher than the prior year. The program’s Success Rate (SR) of 182 percent exceeds the recommended 31 percent benchmark and is 59 percentage points higher than the prior year.

This report contains information jointly reported by the court and county in the Judicial Council’s *Collections Reporting Template*, under Penal Code section 1463.010.

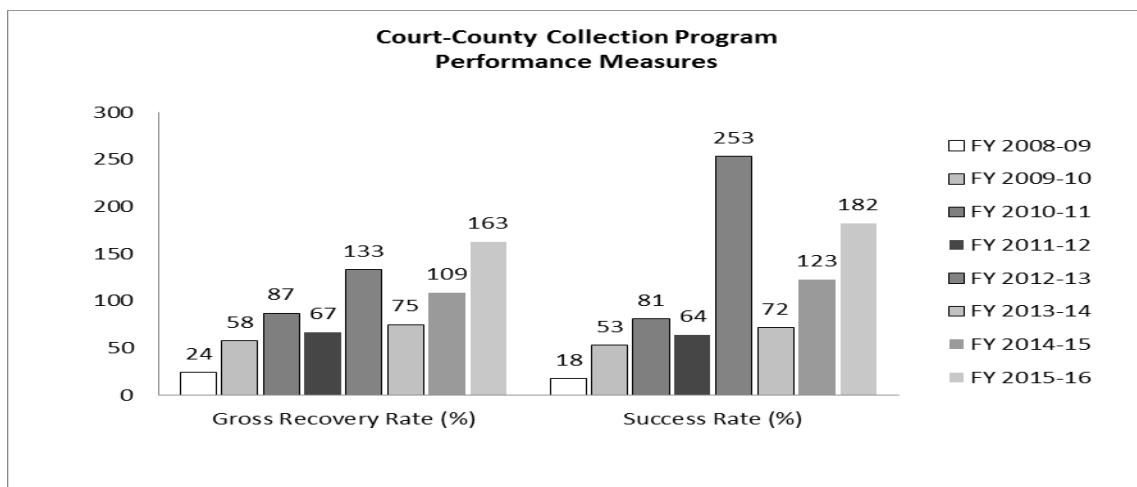
County of Plumas and Superior Court of Plumas County Collections Program
Summary of Fiscal Year 2015–2016 Collections Reporting Template

According to the Plumas collections program, the increases in the GRR and SR are largely attributed to the fact that the program believes the performance measures are an inaccurate reflection as it pertains to the Plumas collections program efforts to resolve delinquent accounts, because the County of Plumas is not able to separate current and delinquent cases in the county's accounting system.

The table below shows the program’s total delinquent revenue collected and the percentage increase or decrease from year to year for the past eight fiscal years:

2008-09	2009-10	2010-11	2011-12	2012-13	2013-14	2014-15	2015-16
\$175,612	\$374,618	\$634,216	\$568,866	\$452,947	\$488,894	\$446,500	\$632,103
	113.3%	69.3%	-10.3%	-20.4%	7.9%	-8.7%	41.6%

The chart below shows performance measures for the past eight fiscal years:



Note: The FY 2015–2016 GRR and SR were likely increased by balance adjustments to cases participating in the amnesty program. However, performance rates excluding those adjustments are not provided here as programs were not required by statute to report the related adjustments. If you exclude the \$235,370 in uncollectible debt that was discharged from accountability for FY 2015–2016, the Gross Recovery Rate is 111 percent and the Success Rate is 109 percent.

Footnotes:

¹ Population data from State of California, Department of Finance, E-1 City/County Population Estimates and Annual Percent Change—January 1, 2015 and 2016.

² Excludes unfunded judgeships authorized under AB 159 (chap. 722, Stats. 2007). Positions as of June 30, 2016.

³ Ending Balance is the value of outstanding delinquent fines, fees, forfeitures, penalties, and assessments in inventory and may include victim restitution and other justice related reimbursements if the reporting program could not separate those balances.

This report contains information jointly reported by the court and county in the Judicial Council’s Collections Reporting Template, under Penal Code section 1463.010.

County of Riverside and Superior Court of Riverside County Collections Program
Summary of Fiscal Year 2015–2016 Collections Reporting Template

County Population¹: 2,347,828

Authorized Judges/Commissioners²: 62/14.0

Total Revenue Collected: \$57,258,970

Total Amount Discharged: \$1,210,313

Gross Recovery Rate: 98%

Success Rate: 98%

Ending Balance³: \$466,816,410

Total Amount Adjusted: \$24,692,324

Program Overview

The collection of delinquent court-ordered debt is a cooperative effort between the Superior Court of Riverside County and the County of Riverside. The court and county have a written memorandum of understanding (MOU) for their collections program. The program includes the following activities as reported in the *Collections Reporting Template*:

- Contracts with the Franchise Tax Board’s Court-Ordered Debt (FTB-COD) and Interagency Intercept Collections (FTB-IIC) program;
- Contracts with two private debt collectors;
- A comprehensive collections program that includes 16 of the 16 collection activity components;
- Internet and credit and debit card payment options; and
- Meets 24 of the 25 recommended collections best practices; the following best practice is currently not being met: 25 (see Attachment 3).

Performance

Based on the financial data reported, the program collected a total of \$57,258,970 from 650,379 total delinquent cases, with collection costs of \$8,956,117. The ending balance of \$466,816,410 in delinquent court-ordered debt represents 469,325 delinquent cases, of which 180,604 were established in the reporting period. As authorized by Government Code sections 25257 through 25259.95, the program discharged delinquent cases deemed uncollectible, with a total value of \$1,210,313 for the reporting period.

These totals include data from the first nine months, October 1, 2015 through June 30, 2016, of the 18-month statewide traffic amnesty program established by Vehicle Code section 42008.8. A total of 14,643 cases participated in the amnesty program during the period and individuals had their balances reduced 50- or 80-percent. In addition, 7,361 individuals’ driver’s licenses were reinstated as a result of the amnesty program. For the nine-month period, \$1,337,848 was collected by the program with collection costs of \$157,632.

For the reporting period, the program has a 98 percent Gross Recovery Rate (GRR), which exceeds the recommended 34 percent benchmark, and is 22 percentage points less than the prior year. The program’s Success Rate (SR) of 98 percent exceeds the recommended 31 percent benchmark and is 67 percentage points lower than the prior year.

This report contains information jointly reported by the court and county in the Judicial Council’s *Collections Reporting Template*, under Penal Code section 1463.010.

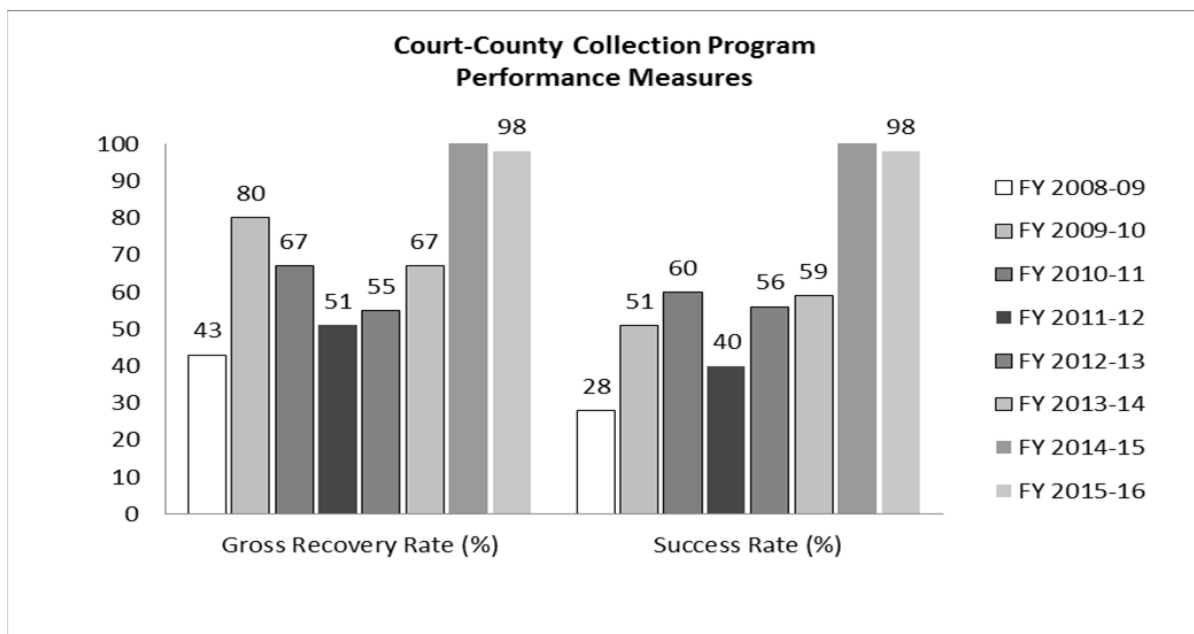
County of Riverside and Superior Court of Riverside County Collections Program Summary of Fiscal Year 2015–2016 Collections Reporting Template

According to the Riverside collections program, the decrease in the Gross Recovery Rate and Success Rate are attributable to the 10 percent drop in delinquent court-ordered debt collected, and the decrease in the value of cases established and referred, and decreased adjustments as compared to prior year.

The table below shows the program’s total delinquent revenue collected and the percentage increase or decrease from year to year for the past eight fiscal years:

2008-09	2009-10	2010-11	2011-12	2012-13	2013-14	2014-15	2015-16
\$19,654,530	\$47,229,174	\$66,823,713	\$52,348,972	\$55,939,383	\$64,199,121	\$63,722,561	\$57,258,970
	140.3%	41.5%	-21.7%	6.9%	14.8%	-0.7%	-10.1%

The chart below shows performance measures for the past eight fiscal years:



Note: The FY 2015–2016 GRR and SR were likely increased by balance adjustments to cases participating in the amnesty program. However, performance rates excluding those adjustments are not provided here as programs were not required by statute to report the related adjustments. If you exclude the \$1,210,313 in uncollectible debt that was discharged from accountability for FY 2015–2016, the Gross Recovery Rate is 97 percent and the Success Rate is 96 percent.

Footnotes:

¹Population data from State of California, Department of Finance, E-1 City/County Population Estimates and Annual Percent Change—January 1, 2015 and 2016.

²Excludes unfunded judgeships authorized under AB 159 (chap. 722, Stats. 2007). Positions as of June 30, 2016.

³Ending Balance is the value of outstanding delinquent fines, fees, forfeitures, penalties, and assessments in inventory and may include victim restitution and other justice related reimbursements if the reporting program could not separate those balances.

This report contains information jointly reported by the court and county in the Judicial Council’s Collections Reporting Template, under Penal Code section 1463.010.

County of Sacramento and Superior Court of Sacramento County Collections Program
Summary of Fiscal Year 2015–2016 Collections Reporting Template

County Population¹: 1,495,297

Authorized Judges/Commissioners²: 62/10.5

Total Revenue Collected: \$29,429,423

Total Amount Discharged: \$0

Gross Recovery Rate: 77%

Success Rate: 63%

Ending Balance³: \$369,024,074

Total Amount Adjusted: \$30,748,996

Program Overview

The collection of delinquent court-ordered debt is a cooperative effort between the Superior Court of Sacramento County and the County of Sacramento. The court and county have a written memorandum of understanding (MOU) for their collections program. The program includes the following activities as reported in the *Collections Reporting Template*:

- Contracts with the Franchise Tax Board’s Court-Ordered Debt (FTB-COD) program;
- Contracts with the Franchise Tax Board’s Interagency Intercept Collections (FTB-IIC) program;
- Contracts with a private debt collector;
- A comprehensive collections program that includes 16 of the 16 collection activity components;
- Internet and credit and debit card payment options; and
- Meets all 25 of the recommended collections best practices (see Attachment 3).

Performance

Based on the financial data reported, the program collected a total of \$29,429,423 from 568,855 total delinquent cases, with collection costs of \$7,066,705. The ending balance of \$369,024,074 in delinquent court-ordered debt represents 491,154 delinquent cases, of which 62,927 were established in the reporting period. The program did not discharge delinquent debt from accountability for the reporting period.

These totals include data from the first nine months, October 1, 2015 through June 30, 2016, of the 18-month statewide traffic amnesty program established by Vehicle Code section 42008.8. A total of 13,575 cases participated in the amnesty program during the period and individuals had their balances reduced 50- or 80-percent. In addition, 9,060 individuals’ driver’s licenses were reinstated as a result of the amnesty program. For the nine-month period, \$419,592 was collected by the program with collection costs of \$291,439.

For the reporting period, the program has a 77 percent Gross Recovery Rate (GRR), which exceeds the recommended 34 percent benchmark, and is 23 percentage points more than the prior year. The program’s Success Rate (SR) of 63 percent exceeds the recommended 31 percent benchmark and is 8 percentage points higher than the prior year.

According to the Sacramento collections program, the increases in the Gross Recovery Rate and Success Rate are largely attributed to the large amount of old unpaid cases that were returned to the court for further judicial processing.

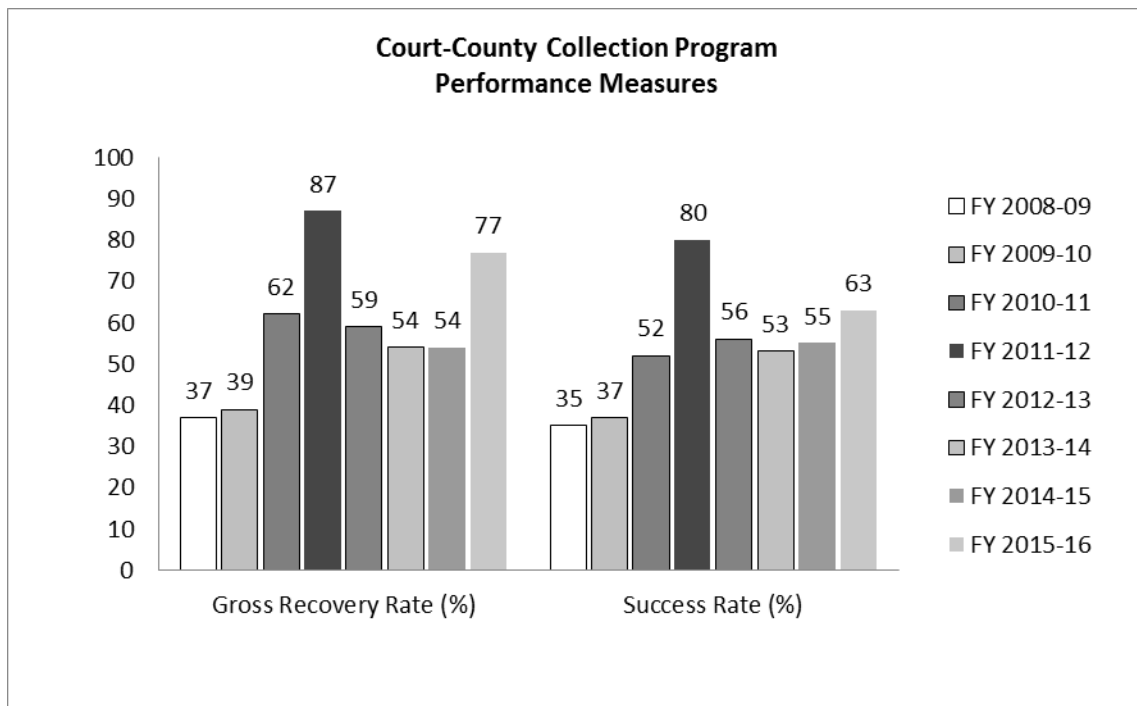
This report contains information jointly reported by the court and county in the Judicial Council’s *Collections Reporting Template*, under Penal Code section 1463.010.

County of Sacramento and Superior Court of Sacramento County Collections Program
Summary of Fiscal Year 2015–2016 Collections Reporting Template

The table below shows the program’s total delinquent revenue collected and the percentage increase or decrease from year to year for the past eight fiscal years:

2008-09	2009-10	2010-11	2011-12	2012-13	2013-14	2014-15	2015-16
\$28,345,618	\$27,533,711	\$30,533,735	\$29,216,733	\$31,262,364	\$32,140,445	\$30,608,000	\$29,429,423
	-2.9%	10.9%	-4.3%	7.0%	2.8%	-4.8%	-3.9%

The chart below shows performance measures for the past eight fiscal years:



Note: The FY 2015–2016 GRR and SR were likely increased by balance adjustments to cases participating in the amnesty program. However, performance rates excluding those adjustments are not provided here as programs were not required by statute to report the related adjustments.

Footnotes:

¹ Population data from State of California, Department of Finance, E-1 City/County Population Estimates and Annual Percent Change—January 1, 2015 and 2016.

² Excludes unfunded judgeships authorized under AB 159 (chap. 722, Stats. 2007). Positions as of June 30, 2016.

³ Ending Balance is the value of outstanding delinquent fines, fees, forfeitures, penalties, and assessments in inventory and may include victim restitution and other justice related reimbursements if the reporting program could not separate those balances

This report contains information jointly reported by the court and county in the Judicial Council’s Collections Reporting Template, under Penal Code section 1463.010.

County of San Benito and Superior Court of San Benito County Collections Program
Summary of Fiscal Year 2015–2016 Collections Reporting Template

County Population¹: 56,648
Authorized Judges/Commissioners²: 2/0.3
Total Revenue Collected: \$311,659
Total Amount Discharged: \$0

Gross Recovery Rate: 94%
Success Rate: 93%
Ending Balance³: \$5,646,479
Total Amount Adjusted: \$24,164

Program Overview

The collection of delinquent court-ordered debt is a cooperative effort between the Superior Court of San Benito County and the County of San Benito. The court and county have a written memorandum of understanding (MOU) for their collections program. The program includes the following activities as reported in the *Collections Reporting Template*:

- Contracts with the Franchise Tax Board’s Court-Ordered Debt (FTB-COD) program;
- Contracts with the Franchise Tax Board’s Interagency Intercept Collections (FTB-IIC) program;
- Contracts with a private debt collector;
- A comprehensive collections program that includes 12 of the 16 collection activity components;
- Internet and credit and debit card payment options; and
- Meets 16 of the 25 recommended collections best practices; the following best practices are currently not being met: 2, 5, 10, 12, 13, 14, 18, 19, and 21 (see Attachment 3).

Performance

Based on the financial data reported, the program collected a total of \$311,659 from 4,271 total delinquent cases, with collection costs of \$47,576. The ending balance of \$5,646,479 in delinquent court-ordered debt represents 3,408 delinquent cases, of which 220 were established in the reporting period. The program did not discharge delinquent debt from accountability for the reporting period.

These totals include data from the first nine months, October 1, 2015 through June 30, 2016, of the 18-month statewide traffic amnesty program established by Vehicle Code section 42008.8. A total of 52 cases participated in the amnesty program during the period and individuals had their balances reduced 50- or 80-percent. In addition, 49 individuals’ driver’s licenses were reinstated as a result of the amnesty program. For the nine-month period, \$9,300 was collected by the program with collection costs of \$2,100.

For the reporting period, the program has a 94 percent Gross Recovery Rate (GRR), which exceeds the recommended 34 percent benchmark, and is 66 percentage points more than the prior year. The program’s Success Rate (SR) of 93 percent exceeds the recommended 31 percent benchmark and is 65 percentage points higher than the prior year.

This report contains information jointly reported by the court and county in the Judicial Council’s *Collections Reporting Template*, under Penal Code section 1463.010.

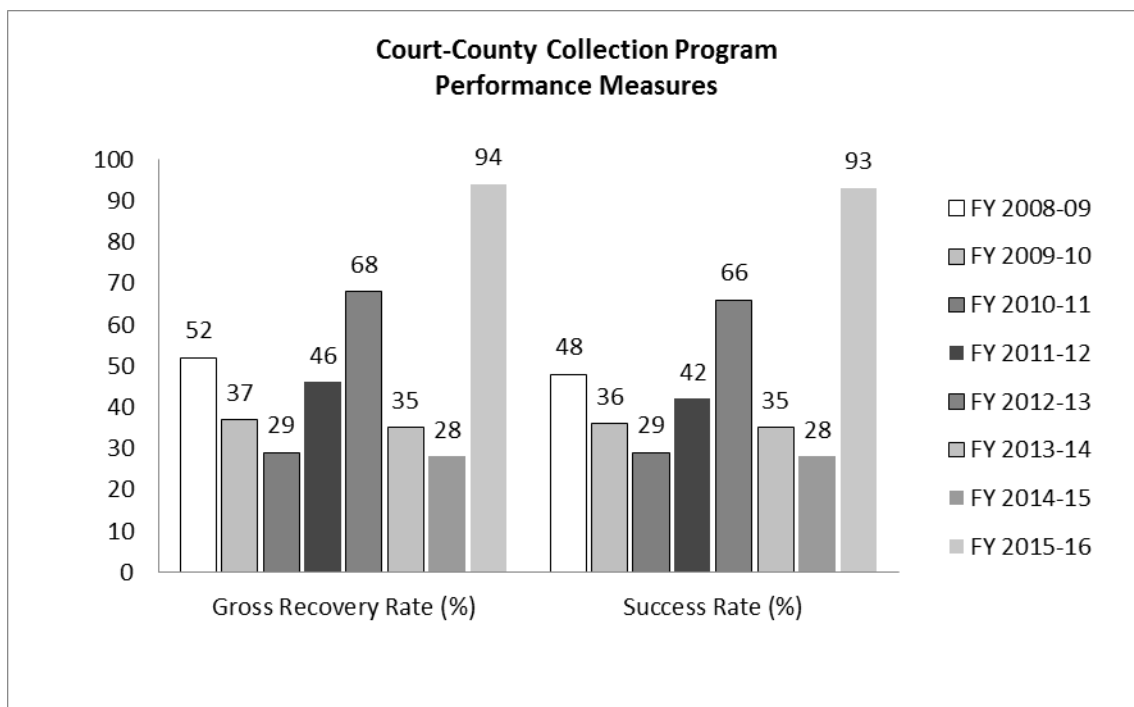
County of San Benito and Superior Court of San Benito County Collections Program Summary of Fiscal Year 2015–2016 Collections Reporting Template

According to the San Benito collections program, the increases in the Gross Recovery Rate and Success Rate are uncharacteristically high largely attributed to the low volume of cases referred to FTB-COD. The low volume of referrals was due to the departure of staff trained in FTB-COD referrals. New staff have been trained in FTB-COD referrals and San Benito is clearing the back-log of cases that qualify for FTB-COD referral. This should result in more characteristic Gross Recovery and Success Rates for the July 1, 2016 – June 30, 2017 collection period.

The table below shows the program’s total delinquent revenue collected and the percentage increase or decrease from year to year for the past eight fiscal years:

2008-09	2009-10	2010-11	2011-12	2012-13	2013-14	2014-15	2015-16
\$418,201	\$360,998	\$412,116	\$408,394	\$310,622	\$290,284	\$342,591	\$311,659
	-13.7%	14.2%	-0.9%	-23.9%	-6.5%	18.0%	-9.0%

The chart below shows performance measures for the past eight fiscal years:



Note: The FY 2015–2016 GRR and SR were likely increased by balance adjustments to cases participating in the amnesty program. However, performance rates excluding those adjustments are not provided here as programs were not required by statute to report the related adjustments.

Footnotes:

¹Population data from State of California, Department of Finance, E-1 City/County Population Estimates and Annual Percent Change—January 1, 2015 and 2016.

This report contains information jointly reported by the court and county in the Judicial Council’s Collections Reporting Template, under Penal Code section 1463.010.

County of San Benito and Superior Court of San Benito County Collections Program
Summary of Fiscal Year 2015–2016 Collections Reporting Template

²Excludes unfunded judgeships authorized under AB 159 (chap. 722, Stats. 2007). Positions as of June 30, 2016.

³Ending Balance is the value of outstanding delinquent fines, fees, forfeitures, penalties, and assessments in inventory and may include victim restitution and other justice related reimbursements if the reporting program could not separate those balances

This report contains information jointly reported by the court and county in the Judicial Council's *Collections Reporting Template*, under Penal Code section 1463.010.

County of San Bernardino and Superior Court of San Bernardino County Collections
Program
Summary of Fiscal Year 2015–2016 Collections Reporting Template

County Population¹: 2,139,570

Authorized Judges/Commissioners²: 71/15.0

Total Revenue Collected: \$27,961,604

Total Amount Discharged: \$0

Gross Recovery Rate: 77%

Success Rate: 75%

Ending Balance³: \$345,786,145

Total Amount Adjusted: \$3,109,786

Program Overview

The collection of delinquent court-ordered debt is a cooperative effort between the Superior Court of San Bernardino County and the County of San Bernardino. The court and county have a written memorandum of understanding (MOU) for their collections program. The program includes the following activities as reported in the *Collections Reporting Template*:

- Contracts with the Franchise Tax Board’s Court-Ordered Debt (FTB-COD) program;
- Contracts with the Franchise Tax Board’s Interagency Intercept Collections (FTB-IIC) program;
- A comprehensive collections program that includes 14 of the 16 collection activity components;
- Internet and credit and debit card payment options; and
- Meets 19 of the 25 recommended collections best practices; the following best practices are currently not being met: 10, 14, 21, 22, 23, and 25 (see Attachment 3).

Performance

Based on the financial data reported, the program collected a total of \$27,961,604 from 393,183 total delinquent cases, with collection costs of \$6,084,198. The ending balance of \$345,786,145 in delinquent court-ordered debt represents 384,243 delinquent cases, of which 45,048 were established in the reporting period. The program did not discharge delinquent debt from accountability for the reporting period.

These totals include data from the first three months, October 1, 2015 through December 31, 2015, of the 18-month statewide traffic amnesty program established by Vehicle Code section 42008.8. A total of 2,386 cases participated in the amnesty program during the period and individuals had their balances reduced 50- or 80-percent. In addition, 1,709 individuals’ driver’s licenses were reinstated as a result of the amnesty program. For the three-month period, \$158,756 was collected by the program with collection costs of \$120,125.

For the reporting period, the program has a 77 percent Gross Recovery Rate (GRR), which exceeds the recommended 34 percent benchmark, and is 8 percentage points lower than the prior year. The program’s Success Rate (SR) of 75 percent exceeds the recommended 31 percent benchmark and is 5 percentage points lower than the prior year.

This report contains information jointly reported by the court and county in the Judicial Council’s *Collections Reporting Template*, under Penal Code section 1463.010.

County of San Bernardino and Superior Court of San Bernardino County Collections
Program

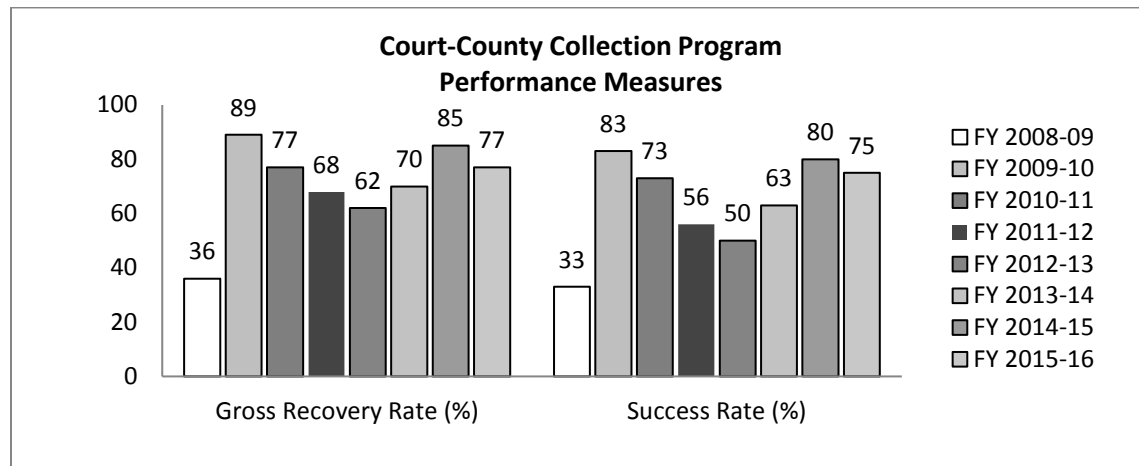
Summary of Fiscal Year 2015–2016 Collections Reporting Template

According to the San Bernardino collections program, the decreases in the Gross Recovery Rate and Success Rate are largely attributed to the number of cases referred decreasing from 58,502 in FY 2014-15 to 45,048 in FY2015-16, or by 23%. Additionally, the value of the referrals decreased from \$49,019,523 in FY 2014-15 to \$40,268,721 in FY2015-16, or by 18%. Infraction collections were also down, resulting from a decrease in referrals of 12,259 cases. The San Bernardino program reports decrease is in response to the Court’s new case management system implementation in addition to the on-going reduction due to the Trial-In-Absentia program implementation and case resolution that began in February 2013.

The table below shows the program’s total delinquent revenue collected and the percentage increase or decrease from year to year for the past eight fiscal years:

2008-09	2009-10	2010-11	2011-12	2012-13	2013-14	2014-15	2015-16
\$37,250,568	\$41,533,321	\$37,203,174	\$33,740,843	\$35,908,079	\$31,155,744	\$29,018,809	\$27,961,604
	11.5%	-10.4%	-9.3%	6.4%	-13.2%	-6.9%	-3.6%

The chart below shows performance measures for the past eight fiscal years:



Note: The FY 2015–2016 GRR and SR were likely increased by balance adjustments to cases participating in the amnesty program. However, performance rates excluding those adjustments are not provided here as programs were not required by statute to report the related adjustments.

Footnotes:

¹ Population data from State of California, Department of Finance, E-1 City/County Population Estimates and Annual Percent Change—January 1, 2015 and 2016.

² Excludes unfunded judgeships authorized under AB 159 (chap. 722, Stats. 2007). Positions as of June 30, 2016.

³ Ending Balance is the value of outstanding delinquent fines, fees, forfeitures, penalties, and assessments in inventory and may include victim restitution and other justice related reimbursements if the reporting program could not separate those balances.

This report contains information jointly reported by the court and county in the Judicial Council’s Collections Reporting Template, under Penal Code section 1463.010.

County of San Diego and Superior Court of San Diego County Collections Program
Summary of Fiscal Year 2015–2016 Collections Reporting Template

County Population¹: 3,288,612

Authorized Judges/Commissioners²:134/20.0

Total Revenue Collected: \$83,421,429

Total Amount Discharged: \$100,362,574

Gross Recovery Rate: 174%

Success Rate⁴: See Performance Section

Ending Balance³: \$776,226,973

Total Amount Adjusted: \$40,987,218

Program Overview

The collection of delinquent court-ordered debt is a cooperative effort between the Superior Court of San Diego County and the County of San Diego. The court and county have a written memorandum of understanding (MOU) for their collections program. The program includes the following activities as reported in the *Collections Reporting Template*:

- Contracts with the Franchise Tax Board’s Court-Ordered Debt (FTB-COD) program;
- Contracts with the Franchise Tax Board’s Interagency Intercept Collections (FTB-IIC) program;
- Contracts with a private debt collector;
- A comprehensive collections program that includes 16 of the 16 collection activity components;
- Internet and credit and debit card payment options; and
- Meets 24 of the 25 recommended collections best practices;the following best practice is currently not being met: 2 (see Attachment 3).

Performance

Based on the financial data reported, the program collected a total of \$83,421,429 from 1,575,632 total delinquent cases, with collection costs of \$11,312,399. The ending balance of \$776,226,973 in delinquent court-ordered debt represents 1,222,048 delinquent cases, of which 225,162 were established in the reporting period. As authorized by Government Code sections 25257 through 25259.95, the program discharged delinquent cases deemed uncollectible, with a total value of \$100,362,574 for the reporting period.

These totals include data from the first nine months, October 1, 2015 through June 30, 2016, of the 18-month statewide traffic amnesty program established by Vehicle Code section 42008.8. During this period, a total of 3,264 cases had balances reduced by 50 percent or 80 percent. In addition, abstracts to release license holds for 4,702 individuals’ driver licenses were sent to the DMV as a result of the amnesty program. For the nine-month period, \$281,223 was collected by the program with collection costs of \$85,392.

For the reporting period, the program has a 174 percent Gross Recovery Rate (GRR), which exceeds the recommended 34 percent benchmark, and is 45 percentage points more than the prior year. Due to the limitation set on the Collections Reporting Template, the program’s Success Rate (SR) is not shown. According to the San Diego collections program, the increase

This report contains information jointly reported by the court and county in the Judicial Council’s *Collections Reporting Template*, under Penal Code section 1463.010.

County of San Diego and Superior Court of San Diego County Collections Program Summary of Fiscal Year 2015–2016 Collections Reporting Template

in the Gross Recovery Rate and omitted Success Rate are attributed to improved efficiency and quality of collections activity and a discharge from accountability that was processed.

San Diego Superior Court:

As mentioned in the FY 2014-2015 Collections Reporting Template, the Court had not processed a discharge from accountability for at least five years. As such, the Court is continuing to process a discharge from accountability for cases that would have been eligible for discharge during those years. Although the Court's delinquent collections increased by 43.8%, the discharge significantly exceeds the collections increase by almost twice as much at an 82.1% increase (\$100.3 million in FY 2015-2016 and \$55.1 million in FY 2014-2015). Combined with the adjustments, the dramatic increase of the discharge surpasses the Court's referrals which have decreased by 8.2%. Therefore, the omission of the Success Rate is not a reflection of a decrease in collections but rather a decrease in referrals and an increase in a discharge from accountability. If the Court had not processed a discharge in FY2015-2016, the Court's Gross Recovery Rate and Success Rate would have been 88% and 85%, respectively. The Court intends to maintain the Best Practice of processing a discharge from accountability on a regular basis to allow the collections program to portray a more accurate and stable Gross Recovery and Success Rate for an individual year and provide comparable rates across fiscal years.

Additionally, the County's Office of Revenue and Recovery identified & reported \$11.8 million aged accounts that would be eligible for a discharge from accountability.⁵ As the discharge of \$11.8 million was not formalized, the program's actual Gross Recovery Rate is 165% (versus 174%) and Success Rate is -13,900% (versus -668% omitted on the Collections Reporting Template). The Success Rate would still be omitted and is a reflection of the program's 38.7% increase in collections, as shown in the table below, 11.7% decrease in referrals, and 82.1% increase in discharge from accountability. The County will be formalizing their discharge from accountability in the next fiscal year.

County of San Diego:

The County's Office of Revenue and Recovery identified \$11.8 million aged accounts that are eligible for a discharge from accountability. These accounts were adjusted and are in suspension to be discharged in the next fiscal year.⁵ The \$11.8 million is reported in the program's Total Amount Adjusted of \$40,987,218. Had the County not identified and reported the \$11.8 million eligible for discharge, the County's Gross Recovery Rate and Success Rate would have been 82% and 69% respectively.

Delinquent collections increased by 38.7%. Combined with the adjustments, the dramatic increase of the discharge exceeds the program's referrals which have decreased by 11.7%. Therefore, the customary formula calculation Success Rate of -668% is reflective of the successful 38.7% increase in delinquent collections, a decrease in referrals and an increase in a discharge from accountability. Taking this aberration into account and appropriately measuring

This report contains information jointly reported by the court and county in the Judicial Council's *Collections Reporting Template*, under Penal Code section 1463.010.

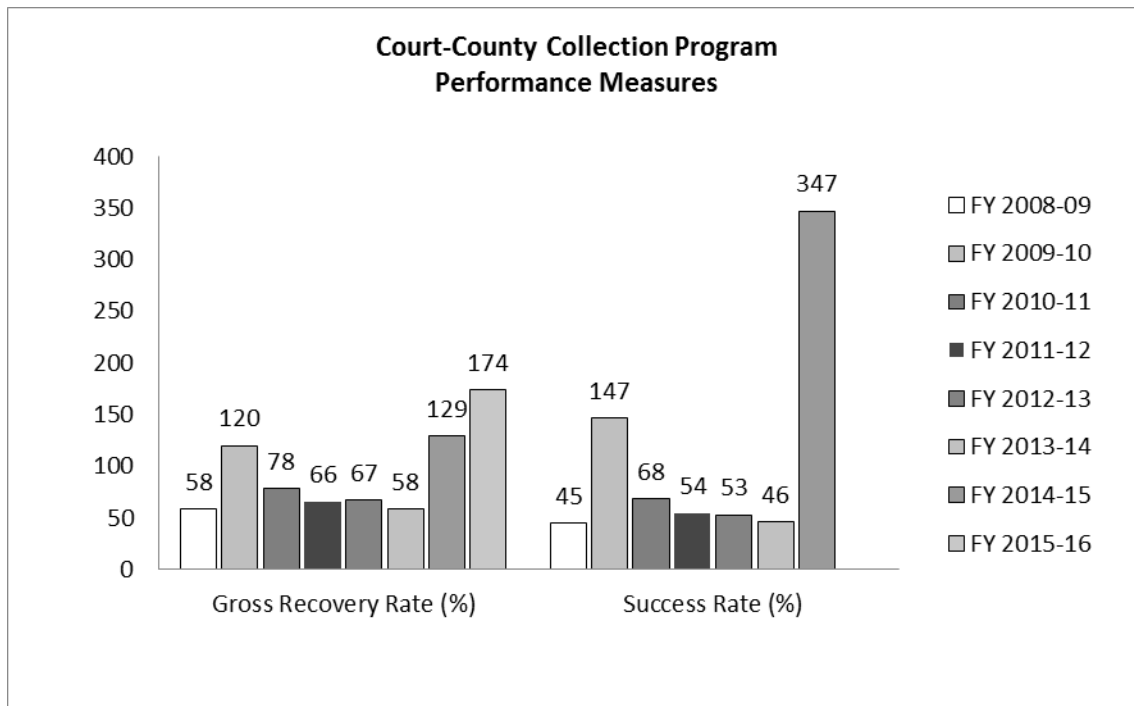
County of San Diego and Superior Court of San Diego County Collections Program
Summary of Fiscal Year 2015–2016 Collections Reporting Template

on the absolute value of available accounts referred for the reporting period, the program’s Success Rate of 668 percent exceeds the recommended 31 percent benchmark, and is 321 percentage points more than the prior year.

The table below shows the program’s total delinquent revenue collected and the percentage increase or decrease from year to year for the past four fiscal years:

2012-13	2013-14	2014-15	2015-16
\$52,635,647	\$56,269,763	\$60,156,530	\$83,421,429
	6.9%	6.9%	38.7%

The program’s chart below shows performance measures for the past eight fiscal years:



Note: If \$100.3 million in uncollectible debt that was discharged from accountability by the Court and the \$11.8 million mass cleanup by the County for FY 2015–2016 are excluded, the program’s Gross Recovery Rate is 87 percent and the Success Rate is 84 percent. This exclusion would significantly change the rates. However, the Gross Recovery and Success Rates would still remain relatively high (compared to prior years) due to improved collection activity and a decrease in referrals.

Footnotes:

This report contains information jointly reported by the court and county in the Judicial Council’s *Collections Reporting Template*, under Penal Code section 1463.010.

County of San Diego and Superior Court of San Diego County Collections Program Summary of Fiscal Year 2015–2016 Collections Reporting Template

¹ Population data from State of California, Department of Finance, E-1 City/County Population Estimates and Annual Percent Change—January 1, 2015 and 2016.

² Excludes unfunded judgeships authorized under AB 159 (chap. 722, Stats. 2007). Positions as of June 30, 2016.

³ Ending Balance is the value of outstanding delinquent fines, fees, forfeitures, penalties, and assessments in inventory and may include victim restitution and other justice related reimbursements if the reporting program could not separate those balances.

⁴ Success Rate is measured as a percentage of collections to referrals net of any adjustments and discharges made to unresolved delinquent accounts.

⁵ For Fiscal Year 2016-2017, the County will work with the Court to formalize the Discharge from Accountability process.

This report contains information jointly reported by the court and county in the Judicial Council's *Collections Reporting Template*, under Penal Code section 1463.010.

County of San Francisco and Superior Court of San Francisco Collections Program
Summary of Fiscal Year 2015–2016 Collections Reporting Template

County Population¹: 866,583

Authorized Judges/Commissioners²: 52/3.9

Total Revenue Collected: \$12,747,960

Total Amount Discharged: \$0

Gross Recovery Rate: 65%

Success Rate: 59%

Ending Balance³: \$154,223,654

Total Amount Adjusted: \$3,903,320

Program Overview

The collection of delinquent court-ordered debt is a cooperative effort between the Superior Court of San Francisco County and the County of San Francisco. The court and county do not have a written memorandum of understanding (MOU) for their collections program. The program includes the following activities as reported in the *Collections Reporting Template*:

- Contracts with the Franchise Tax Board’s Court-Ordered Debt (FTB-COD) and Interagency Intercept Collections (FTB-IIC) programs;
- Contract with a private debt collector;
- A comprehensive collections program that includes 14 of the 16 collection activity components;
- Internet and credit and debit card payment options; and
- Meets 22 of the 25 recommended collections best practices; the following best practices are currently not being met: 1, 5, and 10 (see Attachment 3).

Performance

Based on the financial data reported, the program collected a total of \$12,747,960 from 163,353 total delinquent cases, with collection costs of \$2,987,020. The ending balance of \$154,223,654 in delinquent court-ordered debt represents 121,582 delinquent cases, of which 13,400 were established in the reporting period. The program did not discharge delinquent debt from accountability for the reporting period.

These totals include data from the first nine months, October 1, 2015 through June 30, 2016, of the 18-month statewide traffic amnesty program established by Vehicle Code section 42008.8. A total of 1,811 cases participated in the amnesty program during the period and individuals had their balances reduced 50- or 80-percent. In addition, 1,825 individuals’ driver’s licenses were reinstated as a result of the amnesty program. For the nine-month period, \$361,192 was collected by the program with collection costs of \$202,908.

For the reporting period, the program has a 65 percent Gross Recovery Rate (GRR), which exceeds the recommended 34 percent benchmark, and is 21 percentage points higher than the prior year. The program’s Success Rate (SR) of 59 percent exceeds the recommended 31 percent benchmark and is 24 percentage points higher than the prior year.

According to the San Francisco collections program, the decreases in the Gross Recovery Rate and Success Rate are attributable to the unexpected organizational changes made by the private

This report contains information jointly reported by the court and county in the Judicial Council’s *Collections Reporting Template*, under Penal Code section 1463.010.

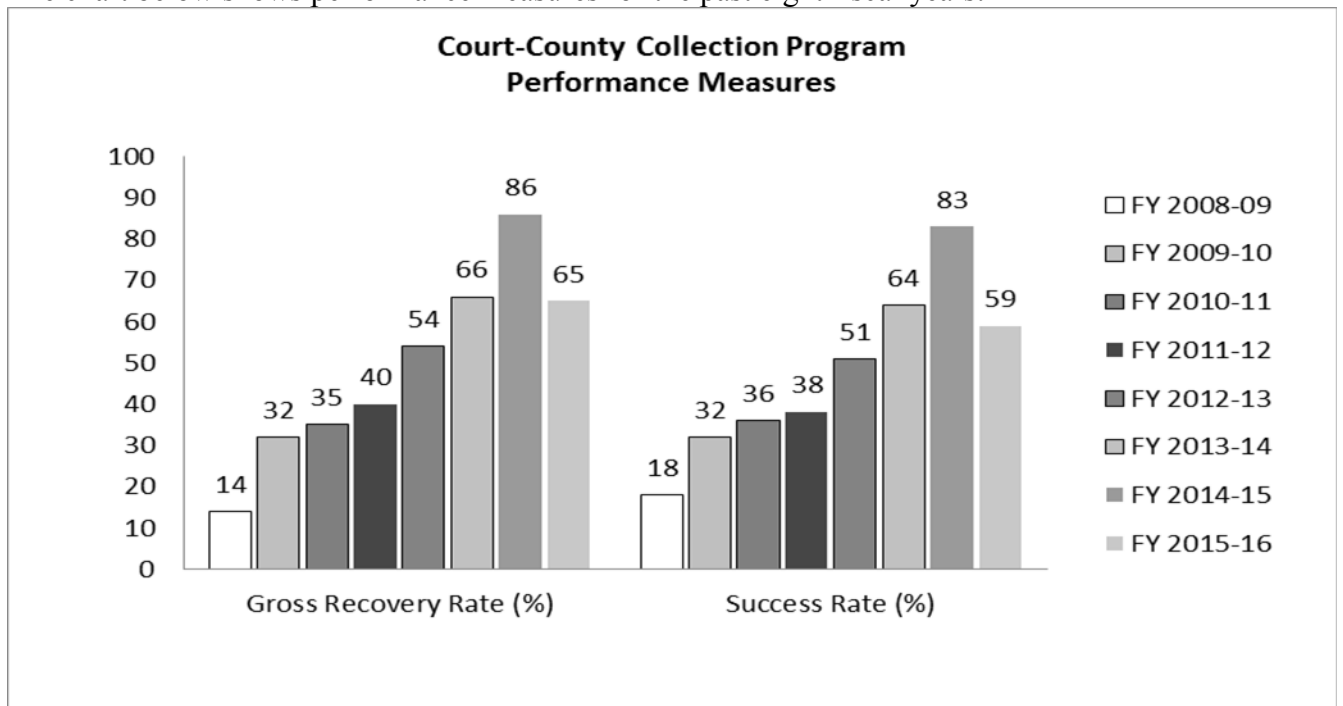
County of San Francisco and Superior Court of San Francisco Collections Program
Summary of Fiscal Year 2015–2016 Collections Reporting Template

vendor that required court staff to familiarize new staff with the established collections practices and procedures. The court is not confident in the accuracy of the data provided for this report by the vendor, based on the staffs’ unfamiliarity with established collection methods. Other factors include a change to a new case management system (C-Track) in the court’s traffic unit and the mandated amnesty program

The table below shows the program’s total delinquent revenue collected and the percentage increase or decrease from year to year for the past eight fiscal years:

2008-09	2009-10	2010-11	2011-12	2012-13	2013-14	2014-15	2015-16
\$4,635,291	\$8,431,571	\$9,274,398	\$12,293,441	\$11,467,300	\$14,410,913	\$16,143,653	\$12,747,960
	81.9%	10.0%	32.6%	-6.7%	25.7%	12.0%	-21.0%

The chart below shows performance measures for the past eight fiscal years:



Note: The FY 2015–2016 GRR and SR were likely increased by balance adjustments to cases participating in the amnesty program. However, performance rates excluding those adjustments are not provided here as programs were not required by statute to report the related adjustments.

Footnotes:

¹ Population data from State of California, Department of Finance, E-1 City/County Population Estimates and Annual Percent Change—January 1, 2015 and 2016.

² Excludes unfunded judgeships authorized under AB 159 (chap. 722, Stats. 2007). Positions as of June 30, 2016.

³ Ending Balance is the value of outstanding delinquent fines, fees, forfeitures, penalties, and assessments in inventory and may include victim restitution and other justice related reimbursements if the reporting program could not separate those balances.

This report contains information jointly reported by the court and county in the Judicial Council’s Collections Reporting Template, under Penal Code section 1463.010.

County of San Joaquin and Superior Court of San Joaquin County Collections Program
Summary of Fiscal Year 2015–2016 Collections Reporting Template

County Population¹: 733,383

Authorized Judges/Commissioners²: 29/4.5

Total Revenue Collected: \$6,226,675

Total Amount Discharged: \$0

Gross Recovery Rate: 13%

Success Rate: 10%

Ending Balance³: \$169,385,920

Total Amount Adjusted: \$1,741,234

Program Overview

The collection of delinquent court-ordered debt is a cooperative effort between the Superior Court of San Joaquin County and the County of San Joaquin. The court and county's memorandum of understanding (MOU) for their collections program expired June 30, 2013; both entities continue to operate the program under the terms of the last MOU. The program includes the following activities as reported in the *Collections Reporting Template*:

- Contract with a private debt collector;
- A comprehensive collections program that includes 12 of the 16 collection activity components;
- Internet and credit and debit card payment options; and
- Meets 23 of the 25 recommended collections best practices; the following best practices are currently not being met: 8 and 9 (see Attachment 3).

Performance

Based on the financial data reported, the program collected a total of \$6,226,675 from 159,589 total delinquent cases, with collection costs of \$669,549. The ending balance of \$169,385,920 in delinquent court-ordered debt represents 159,589 delinquent cases, of which 61,295 were established in the reporting period. The program did not discharge delinquent debt from accountability for the reporting period.

These totals include data from the first nine months, October 1, 2015 through June 30, 2016, of the 18-month statewide traffic amnesty program established by Vehicle Code section 42008.8. A total of 4,854 cases participated in the amnesty program during the period and individuals had their balances reduced 50- or 80-percent. In addition, 1,983 individuals' driver's licenses were reinstated as a result of the amnesty program. For the nine-month period, \$139,791 was collected by the program with collection costs of \$114,057.

For the reporting period, the program has a 13 percent Gross Recovery Rate (GRR), which does not exceed the recommended 34 percent benchmark, and is 3 percentage points less than the prior year. The program's Success Rate (SR) of 10 percent does not exceed the recommended 31 percent benchmark and is 6 percentage points lower than the prior year.

According to the San Joaquin collections program, the decreases in the Gross Recovery Rate and the Success Rate are attributable to the implementation of a new case management system which delayed the referral of thousands of cases to the private vendor, significantly increasing the value

This report contains information jointly reported by the court and county in the Judicial Council's *Collections Reporting Template*, under Penal Code section 1463.010.

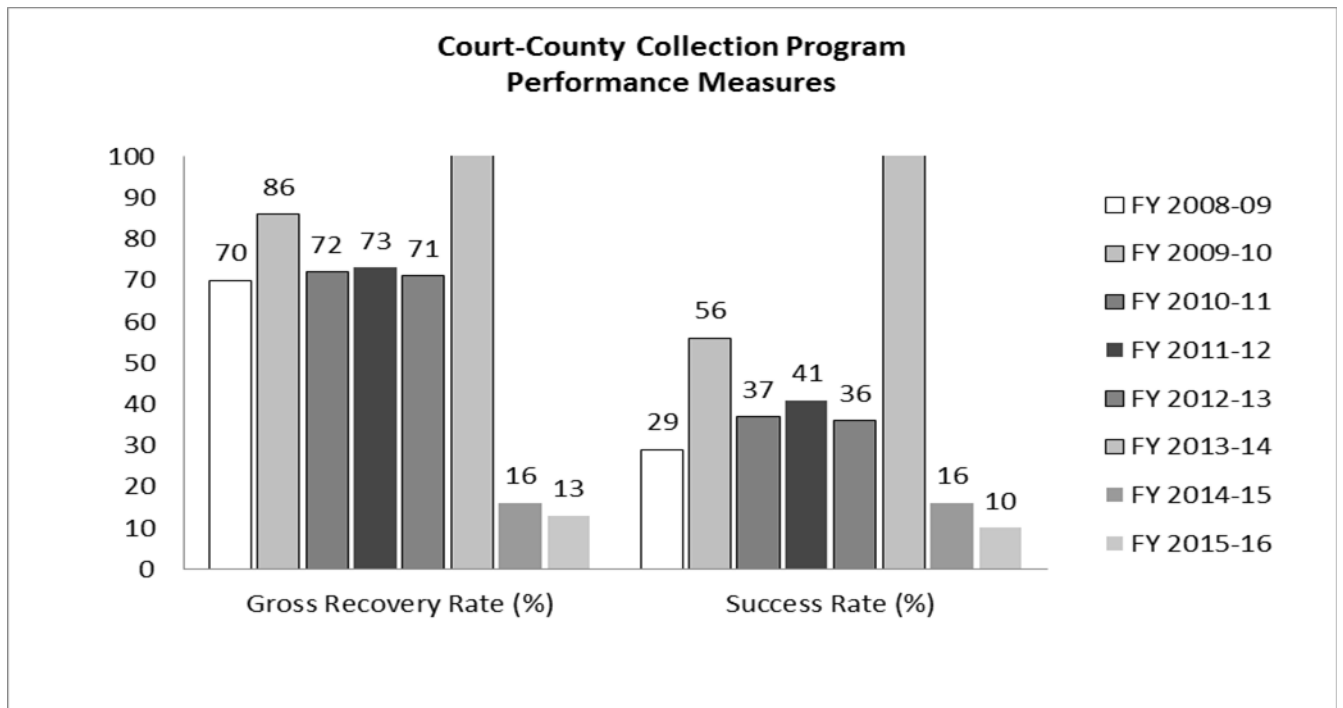
County of San Joaquin and Superior Court of San Joaquin County Collections Program
Summary of Fiscal Year 2015–2016 Collections Reporting Template

of case transfers for the reporting period. Although the overall performance rate decreased, the program collected \$6.2 million (or 168 percent) more from delinquent court-ordered debt than the prior year.

The table below shows the program’s total delinquent revenue collected and the percentage increase or decrease from year to year for the past eight fiscal years:

2008-09	2009-10	2010-11	2011-12	2012-13	2013-14	2014-15	2015-16
\$8,348,079	\$8,712,892	\$8,769,614	\$9,904,759	\$10,784,189	\$11,147,174	\$2,322,269	\$6,226,675
	4.4%	0.7%	12.9%	8.9%	3.4%	-79.2%	168.1%

The chart below shows performance measures for the past eight fiscal years:



Note: The FY 2015–2016 GRR and SR were likely increased by balance adjustments to cases participating in the amnesty program. However, performance rates excluding those adjustments are not provided here as programs were not required by statute to report the related adjustments.

Footnotes:

¹Population data from State of California, Department of Finance, E-1 City/County Population Estimates and Annual Percent Change—January 1, 2015 and 2016.

²Excludes unfunded judgeships authorized under AB 159 (chap. 722, Stats. 2007). Positions as of June 30, 2016.

³Ending Balance is the value of outstanding delinquent fines, fees, forfeitures, penalties, and assessments in inventory and may include victim restitution and other justice related reimbursements if the reporting program could not separate those balances.

This report contains information jointly reported by the court and county in the Judicial Council’s Collections Reporting Template, under Penal Code section 1463.010.

County of San Luis Obispo and Superior Court of San Luis Obispo County Collections
Program Summary of Fiscal Year 2015–2016 Collections Reporting Template

County Population¹: 277,977

Authorized Judges/Commissioners²: 13/2.0

Total Revenue Collected: \$6,761,142

Total Amount Discharged: \$0

Gross Recovery Rate: 32%

Success Rate: 22%

Ending Balance³: \$107,910,888

Total Amount Adjusted: \$4,759,274

Program Overview

The collection of delinquent court-ordered debt is a cooperative effort between the Superior Court of San Luis Obispo County and the County of San Luis Obispo. The court and county do have a written memorandum of understanding (MOU) for their collections program. The program includes the following activities as reported in the *Collections Reporting Template*:

- Contracts with the Franchise Tax Board’s Court-Ordered Debt (FTB-COD) program;
- Contracts with a private debt collector;
- A comprehensive collections program that includes 16 of the 16 collection activity components;
- Internet and credit and debit card payment options; and
- Meets 20 of the 25 recommended collections best practices; the following best practices are currently not being met: 2, 9, 18, 20, and 22 (see Attachment 3).

Performance

Based on the financial data reported, the program collected a total of \$6,761,142 from 72,833 total delinquent cases, with collection costs of \$825,794. The ending balance of \$107,910,888 in delinquent court-ordered debt represents 72,833 delinquent cases, of which 13,293 were established in the reporting period. The program did not discharge delinquent debt from accountability for the reporting period.

These totals include data from the first nine months, October 1, 2015 through June 30, 2016, of the 18-month statewide traffic amnesty program established by Vehicle Code section 42008.8. A total of 157 cases participated in the amnesty program during the period and individuals had their balances reduced 50- or 80-percent. In addition, 165 individuals’ driver’s licenses were reinstated as a result of the amnesty program. For the nine-month period, \$11,721 was collected by the program with collection costs of \$12,364.

For the reporting period, the program has a 32 percent Gross Recovery Rate (GRR), which does not exceed the recommended 34 percent benchmark, and is 13 percentage points more than the prior year. The program’s Success Rate (SR) of 22 percent does not exceed the recommended 31 percent benchmark and is 5 percentage points lower than the prior year.

According to the San Luis Obispo collections program, the decreases in the Gross Recovery Rate and Success Rate are largely attributed to an influx of large restitution cases and the difficulty in

This report contains information jointly reported by the court and county in the Judicial Council’s *Collections Reporting Template*, under Penal Code section 1463.010.

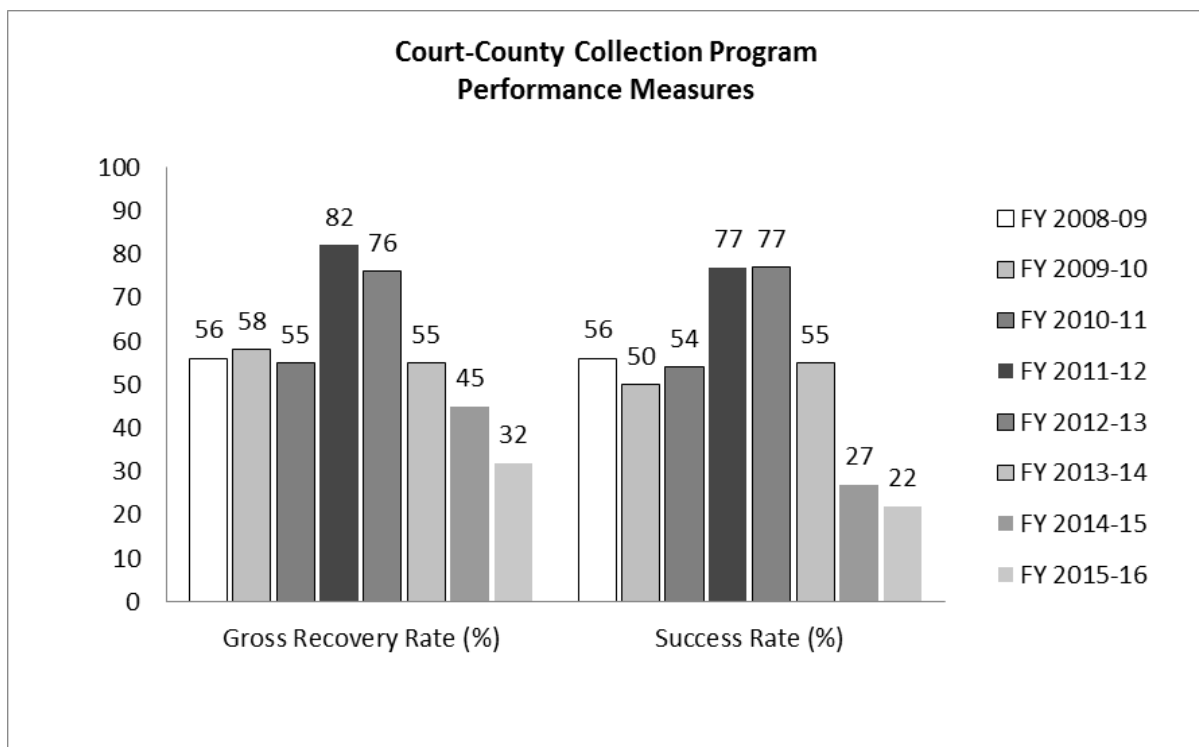
County of San Luis Obispo and Superior Court of San Luis Obispo County Collections
Program Summary of Fiscal Year 2015–2016 Collections Reporting Template

collecting from these types of defendants. The amount of money collect though in Fiscal Year 2015-16 grew by \$1,237,731 or 22.4%.

The table below shows the program’s total delinquent revenue collected and the percentage increase or decrease from year to year for the past eight fiscal years:

2008-09	2009-10	2010-11	2011-12	2012-13	2013-14	2014-15	2015-16
\$7,618,264	\$5,152,352	\$4,928,959	\$4,575,937	\$6,409,470	\$6,112,632	\$5,523,511	\$6,761,142
	-32.4%	-4.3%	-7.2%	40.1%	-4.6%	-9.6%	22.4%

The chart below shows performance measures for the past eight fiscal years:



Note: The FY 2015–2016 GRR and SR were likely increased by balance adjustments to cases participating in the amnesty program. However, performance rates excluding those adjustments are not provided here as programs were not required by statute to report the related adjustments.

Footnotes:

¹ Population data from State of California, Department of Finance, E-1 City/County Population Estimates and Annual Percent Change—January 1, 2015 and 2016.

² Excludes unfunded judgeships authorized under AB 159 (chap. 722, Stats. 2007). Positions as of June 30, 2016.

³ Ending Balance is the value of outstanding delinquent fines, fees, forfeitures, penalties, and assessments in inventory and may include victim restitution and other justice related reimbursements if the reporting program could not separate those balances.

This report contains information jointly reported by the court and county in the Judicial Council’s Collections Reporting Template, under Penal Code section 1463.010.

County of San Mateo and Superior Court of San Mateo County Collections Program
Summary of Fiscal Year 2015–2016 Collections Reporting Template

County Population¹: 766,041
Authorized Judges/Commissioners²: 26/7.0
Total Revenue Collected: \$9,436,114
Total Amount Discharged: \$0

Gross Recovery Rate: 64%
Success Rate: 66%
Ending Balance³: \$95,352,503
Total Amount Adjusted: \$-778,147

Program Overview

The collection of delinquent court-ordered debt is a cooperative effort between the Superior Court of San Mateo County and the County of San Mateo. The court and county have a written memorandum of understanding (MOU) for their collections program. The program includes the following activities as reported in the *Collections Reporting Template*:

- Contracts with the Franchise Tax Board’s Court-Ordered Debt (FTB-COD) program;
- Contracts with the Franchise Tax Board’s Interagency Intercept Collections (FTB-IIC) program;
- Contracts with a private debt collector;
- A comprehensive collections program that includes 15 of the 16 collection activity components;
- Internet and credit and debit card payment options; and
- Meets all 25 of the recommended collections best practices (see Attachment 3).

Performance

Based on the financial data reported, the program collected a total of \$9,436,114 from 150,884 total delinquent cases, with collection costs of \$1,120,585. The ending balance of \$95,352,503 in delinquent court-ordered debt represents 140,621 delinquent cases, of which 15,766 were established in the reporting period. The program did not discharge delinquent debt from accountability for the reporting period.

These totals include data from the first seven months, October 1, 2015 through June 30, 2016, of the 18-month statewide traffic amnesty program established by Vehicle Code section 42008.8. A total of 1,573 cases participated in the amnesty program during the period and individuals had their balances reduced 50- or 80-percent. In addition, 2,278 individuals’ driver’s licenses were reinstated as a result of the amnesty program. For the nine-month period, \$464,343 was collected by the program with collection costs of \$204,241.

For the reporting period, the program has a 64 percent Gross Recovery Rate (GRR), which exceeds the recommended 34 percent benchmark, and is 7 percentage points lower than the prior year. The program’s Success Rate (SR) of 66 percent exceeds the recommended 31 percent benchmark and is 3 percentage points lower than the prior year.

This report contains information jointly reported by the court and county in the Judicial Council’s *Collections Reporting Template*, under Penal Code section 1463.010.

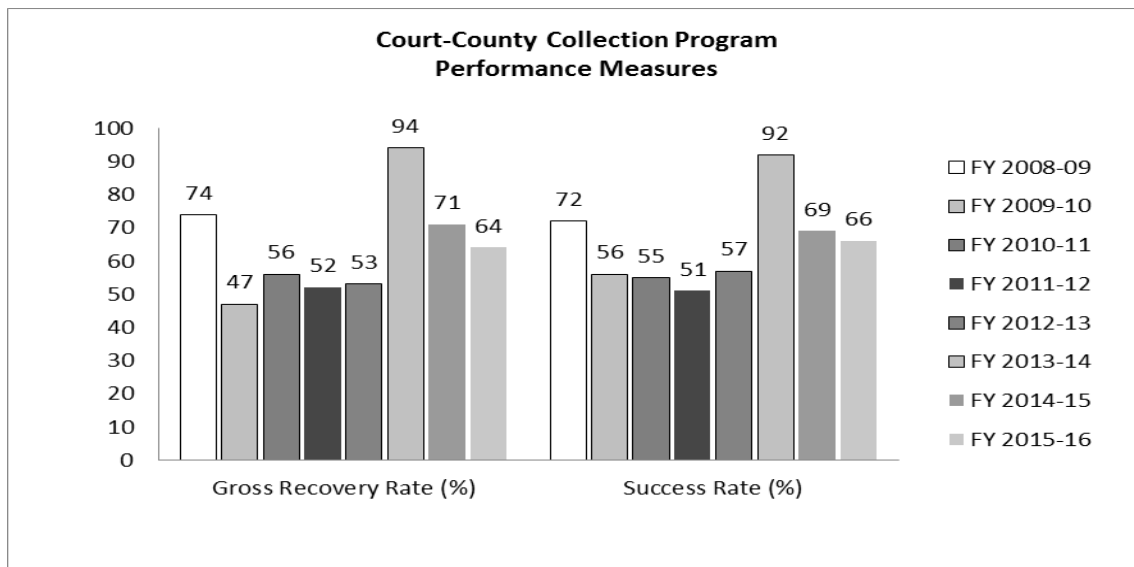
County of San Mateo and Superior Court of San Mateo County Collections Program Summary of Fiscal Year 2015–2016 Collections Reporting Template

According to the San Mateo collections program, the decreases in the GRR and SR are largely attributed to the high cost of living in the Bay Area and stagnant wages. The San Mateo collections program also states their debtors continue to face limited sources of income and high rental costs presenting an obstacle to paying their court-ordered debts. Additionally, the program states many people are asking for extensions to pay off their debt and for smaller payment plans.

The table below shows the program’s total delinquent revenue collected and the percentage increase or decrease from year to year for the past eight fiscal years:

2008-09	2009-10	2010-11	2011-12	2012-13	2013-14	2014-15	2015-16
\$8,361,971	\$8,323,017	\$8,210,288	\$9,640,245	\$9,311,679	\$8,850,191	\$10,167,501	\$9,436,114
	-0.5%	-1.4%	17.4%	-3.4%	-5.0%	14.9%	-7.2%

The chart below shows performance measures for the past eight fiscal years:



Note: The FY 2015–2016 GRR and SR were likely increased by balance adjustments to cases participating in the amnesty program. However, performance rates excluding those adjustments are not provided here as programs were not required by statute to report the related adjustments.

Footnotes:

- ¹Population data from State of California, Department of Finance, E-1 City/County Population Estimates and Annual Percent Change—January 1, 2015 and 2016.
- ²Excludes unfunded judgeships authorized under AB 159 (chap. 722, Stats. 2007). Positions as of June 30, 2016.
- ³Ending Balance is the value of outstanding delinquent fines, fees, forfeitures, penalties, and assessments in inventory and may include victim restitution and other justice related reimbursements if the reporting program could not separate those balances.

This report contains information jointly reported by the court and county in the Judicial Council’s *Collections Reporting Template*, under Penal Code section 1463.010.

County of Santa Barbara and Superior Court of Santa Barbara County Collections
Program Summary of Fiscal Year 2015–2016 Collections Reporting Template

County Population¹: 446,717

Authorized Judges/Commissioners²: 21/3.0

Total Revenue Collected: \$10,009,019

Total Amount Discharged: \$0

Gross Recovery Rate: 115%

Success Rate: 205%

Ending Balance³: \$96,250,628

Total Amount Adjusted: \$29,247,416

Program Overview

The collection of delinquent court-ordered debt is a cooperative effort between the Superior Court of Santa Barbara County and the County of Santa Barbara. The court and county have a written memorandum of understanding (MOU) for their collections program. The program includes the following activities as reported in the *Collections Reporting Template*:

- Contracts with the Franchise Tax Board’s Court-Ordered Debt (FTB-COD) program;
- Contracts with the Franchise Tax Board’s Interagency Intercept Collections (FTB-IIC) program;
- Contracts with a private debt collector;
- A comprehensive collections program that includes 15 of the 16 collection activity components;
- credit and debit card payment options; and
- Meets 22 of the 25 recommended collections best practices; the following best practices are currently not being met: 10, 11, and 16 (see Attachment 3).

Performance

Based on the financial data reported, the program collected a total of \$10,009,019 from 207,420 total delinquent cases, with collection costs of \$1,032,966. The ending balance of \$96,250,628 in delinquent court-ordered debt represents 143,068 delinquent cases, of which 50,597 were established in the reporting period. The program did not discharge delinquent debt from accountability for the reporting period.

These totals include data from the first nine months, October 1, 2015 through June 30, 2016, of the 18-month statewide traffic amnesty program established by Vehicle Code section 42008.8. A total of 341 cases participated in the amnesty program during the period and individuals had their balances reduced 50- or 80-percent. In addition, 355 individuals’ driver’s licenses were reinstated as a result of the amnesty program. For the nine-month period, \$44,756 was collected by the program with collection costs of \$52,691.

For the reporting period, the program has a 115 percent Gross Recovery Rate (GRR), which exceeds the recommended 34 percent benchmark, and is 29 percentage points more than the prior year. The program’s Success Rate (SR) of 205 percent exceeds the recommended 31 percent benchmark and is 141 percentage points higher than the prior year.

This report contains information jointly reported by the court and county in the Judicial Council’s *Collections Reporting Template*, under Penal Code section 1463.010.

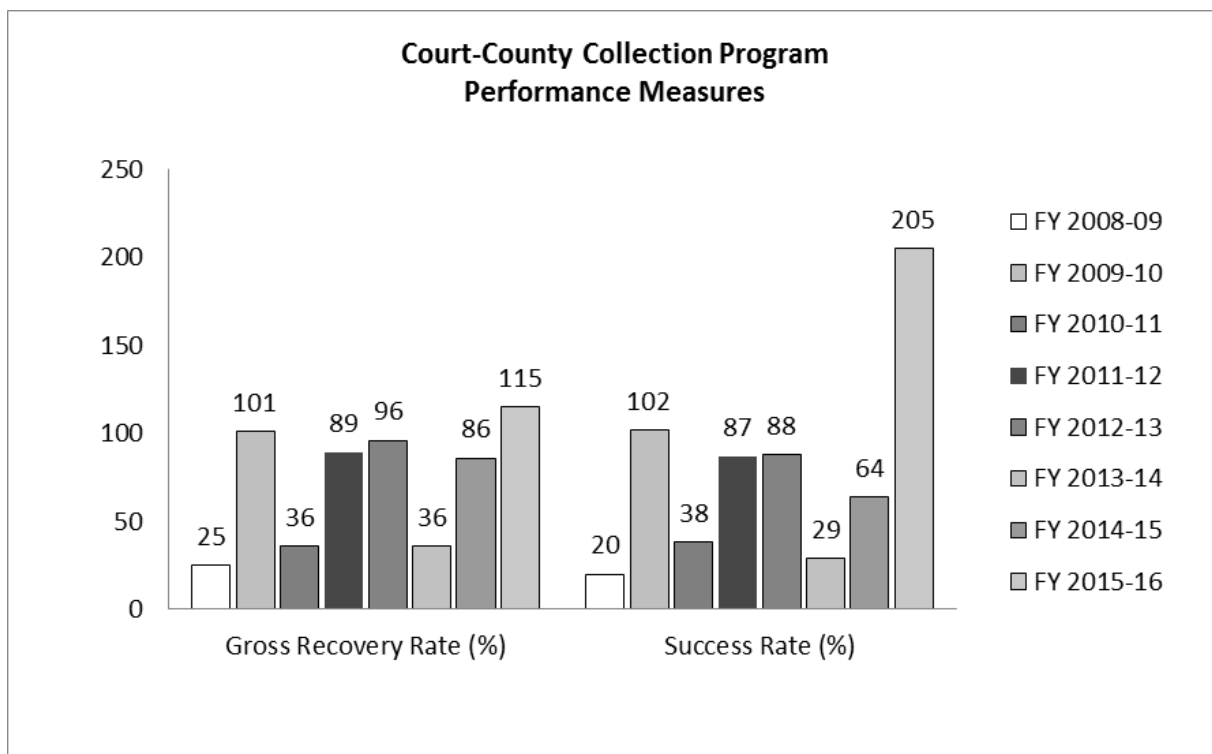
County of Santa Barbara and Superior Court of Santa Barbara County Collections
Program Summary of Fiscal Year 2015–2016 Collections Reporting Template

According to the Santa Barbara collections program, the increases in the Gross Recovery Rate and Success Rate are largely attributed to the amnesty program. The collections program had over 2,500 inquiries from participants seeking amnesty eligibility. Most individuals who were not eligible for the reduction, did decide to work on paying off their delinquent balance with the court. Another attributing factor to our collection program is that court no longer have an arraignment court for fine reduction. Individuals are encouraged to either pay their balance, enter into a payment plan, and/or submit eligibility to pay documentation without going to court.

The table below shows the program’s total delinquent revenue collected and the percentage increase or decrease from year to year for the past eight fiscal years:

2008-09	2009-10	2010-11	2011-12	2012-13	2013-14	2014-15	2015-16
\$3,259,836	\$7,489,548	\$9,799,759	\$14,913,045	\$9,014,994	\$9,178,617	\$10,012,392	\$10,009,019
	129.8%	30.8%	52.2%	-39.5%	1.8%	9.1%	0.0%

The chart below shows performance measures for the past eight fiscal years:



Note: The FY 2015–2016 GRR and SR were likely increased by balance adjustments to cases participating in the amnesty program. However, performance rates excluding those adjustments are not provided here as programs were not required by statute to report the related adjustments.

This report contains information jointly reported by the court and county in the Judicial Council’s *Collections Reporting Template*, under Penal Code section 1463.010.

County of Santa Barbara and Superior Court of Santa Barbara County Collections
Program Summary of Fiscal Year 2015–2016 Collections Reporting Template

Footnotes:

¹Population data from State of California, Department of Finance, E-1 City/County Population Estimates and Annual Percent Change—January 1, 2015 and 2016.

²Excludes unfunded judgeships authorized under AB 159 (chap. 722, Stats. 2007). Positions as of June 30, 2016.

³Ending Balance is the value of outstanding delinquent fines, fees, forfeitures, penalties, and assessments in inventory and may include victim restitution and other justice related reimbursements if the reporting program could not separate those balances.

This report contains information jointly reported by the court and county in the Judicial Council's *Collections Reporting Template*, under Penal Code section 1463.010.

County of Santa Clara and Superior Court of Santa Clara County Collections Program
Summary of Fiscal Year 2015–2016 Collections Reporting Template

County Population¹: 1,927,888

Authorized Judges/Commissioners²: 79/10.0

Total Revenue Collected: \$31,826,357

Total Amount Discharged: \$0

Gross Recovery Rate: 76%

Success Rate: 67%

Ending Balance³: \$456,119,928

Total Amount Adjusted: \$16,583,359

Program Overview

The collection of delinquent court-ordered debt is a cooperative effort between the Superior Court of Santa Clara County and the County of Santa Clara. The court and county have a written memorandum of understanding (MOU) for their collections program. The program includes the following activities as reported in the *Collections Reporting Template*:

- Contracts with the Franchise Tax Board’s Court-Ordered Debt (FTB-COD) program;
- Contracts with the Franchise Tax Board’s Interagency Intercept Collections (FTB-IIC) program;
- Contracts with a private debt collector;
- A comprehensive collections program that includes 15 of the 16 collection activity components;
- Internet and credit and debit card payment options; and
- Meets 24 of the 25 recommended collections best practices; the following best practice is currently not being met: 13 (see Attachment 3).

Performance

Based on the financial data reported, the program collected a total of \$31,826,357 from 993,506 total delinquent cases, with collection costs of \$4,507,443. The ending balance of \$456,119,928 in delinquent court-ordered debt represents 989,490 delinquent cases, of which 68,607 were established in the reporting period. The program did not discharge delinquent debt from accountability for the reporting period.

These totals include data from the first nine months, October 1, 2015 through June 30, 2016, of the 18-month statewide traffic amnesty program established by Vehicle Code section 42008.8. A total of 1,431 cases participated in the amnesty program during the period and individuals had their balances reduced 50- or 80-percent. In addition, 1,781 individuals’ driver’s licenses were reinstated as a result of the amnesty program. For the nine-month period, \$139,043 was collected by the program with collection costs of \$210,189.

For the reporting period, the program has a 76 percent Gross Recovery Rate (GRR), which exceeds the recommended 34 percent benchmark, and is 19 percentage points higher than the prior year. The program’s Success Rate (SR) of 67 percent exceeds the recommended 31 percent benchmark and is 24 percentage points higher than the prior year.

This report contains information jointly reported by the court and county in the Judicial Council’s *Collections Reporting Template*, under Penal Code section 1463.010.

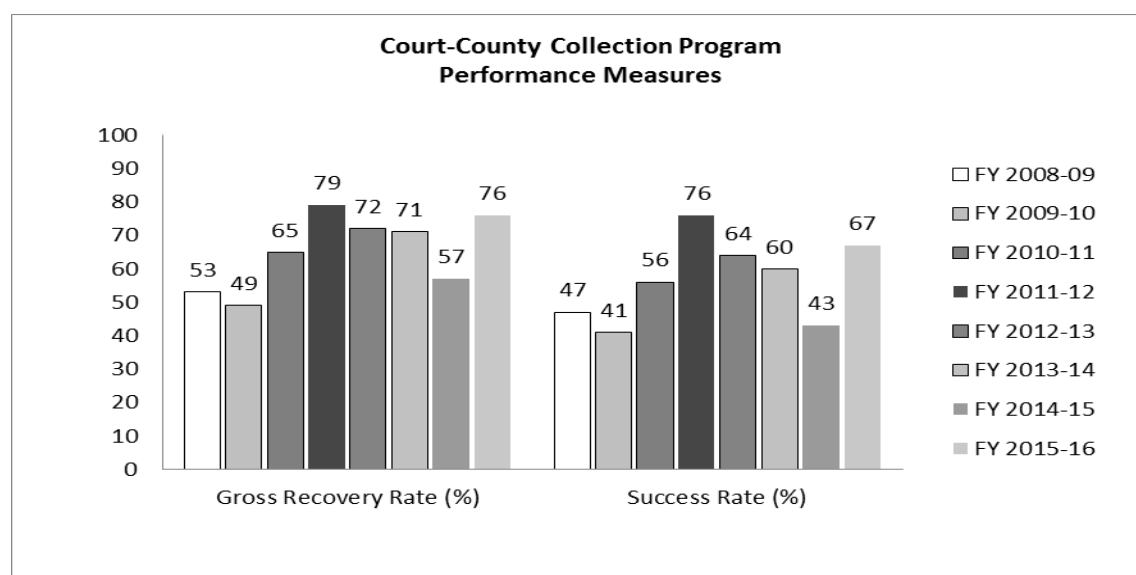
County of Santa Clara and Superior Court of Santa Clara County Collections Program Summary of Fiscal Year 2015–2016 Collections Reporting Template

According to the Santa Clara collections program, the increases in the GRR and SR are largely attributed to Santa Clara County and the Court having a partnership that is invaluable as they collaboratively work together on developing and improving processes, monitoring progress and enhancing court ordered debt collections, including the collection of victim restitution. The Santa Clara program continues to strategically plan to promote greater compliance with court ordered payments.

The table below shows the program’s total delinquent revenue collected and the percentage increase or decrease from year to year for the past eight fiscal years:

2008-09	2009-10	2010-11	2011-12	2012-13	2013-14	2014-15	2015-16
\$37,405,966	\$39,757,820	\$44,091,692	\$39,168,839	\$40,541,302	\$33,200,311	\$32,246,238	\$31,826,357
	6.3%	10.9%	-11.2%	3.5%	-18.1%	-2.9%	-1.3%

The chart below shows performance measures for the past eight fiscal years:



Note: The FY 2015–2016 GRR and SR were likely increased by balance adjustments to cases participating in the amnesty program. However, performance rates excluding those adjustments are not provided here as programs were not required by statute to report the related adjustments.

Footnotes:

¹ Population data from State of California, Department of Finance, E-1 City/County Population Estimates and Annual Percent Change—January 1, 2015 and 2016.

² Excludes unfunded judgeships authorized under AB 159 (chap. 722, Stats. 2007). Positions as of June 30, 2016.

³ Ending Balance is the value of outstanding delinquent fines, fees, forfeitures, penalties, and assessments in inventory and may include victim restitution and other justice related reimbursements if the reporting program could not separate those balances.

This report contains information jointly reported by the court and county in the Judicial Council’s Collections Reporting Template, under Penal Code section 1463.010.

County of Santa Cruz and Superior Court of Santa Cruz County Collections Program
Summary of Fiscal Year 2015–2016 Collections Reporting Template

County Population¹: 275,902

Authorized Judges/Commissioners²: 12/1.5

Total Revenue Collected: \$3,450,448

Total Amount Discharged: \$0

Gross Recovery Rate: 108%

Success Rate: 108%

Ending Balance³: \$77,043,818

Total Amount Adjusted: \$0

Program Overview

The collection of delinquent court-ordered debt is a cooperative effort between the Superior Court of Santa Cruz County and the County of Santa Cruz. The court and county have a written memorandum of understanding (MOU) for their collections program. The program includes the following activities as reported in the *Collections Reporting Template*:

- Contracts with the Franchise Tax Board’s Court-Ordered Debt (FTB-COD) and Interagency Intercept Collections (FTB-IIC) programs;
- Contract with a private debt collector;
- A comprehensive collections program that includes 14 of the 16 collection activity components; and
- Meets 23 of the 25 recommended collections best practices; the following best practices are currently not met: 15 and 16 (see Attachment 3).

Performance

Based on the financial data reported, the program collected a total of \$3,450,448 from 108,290 total delinquent cases, with collection costs of \$448,548. The ending balance of \$77,043,818 in delinquent court-ordered debt represents 100,613 delinquent cases, of which 4,859 were established in the reporting period. The program did not discharge delinquent debt from accountability for the reporting period.

These totals include data from the first nine months, October 1, 2015 through June 30, 2016, of the 18-month statewide traffic amnesty program established by Vehicle Code section 42008.8. A total of 1,261 cases participated in the amnesty program during the period and individuals had their balances reduced 50- or 80-percent. In addition, 899 individuals’ driver’s licenses were reinstated as a result of the amnesty program. For the nine-month period, \$95,230 was collected by the program with collection costs of \$72,522.

For the reporting period, the program has a 108 percent Gross Recovery Rate (GRR), which exceeds the recommended 34 percent benchmark, and is 63 percentage points more than the prior year. The program’s Success Rate (SR) of 108 percent exceeds the recommended 31 percent benchmark and is 73 percentage points higher than the prior year.

According to the Santa Cruz collections program, the increases in the Gross Recovery Rate and Success Rate are attributable to the amount of court-ordered debt collected exceeding the value of cases referred for the period.

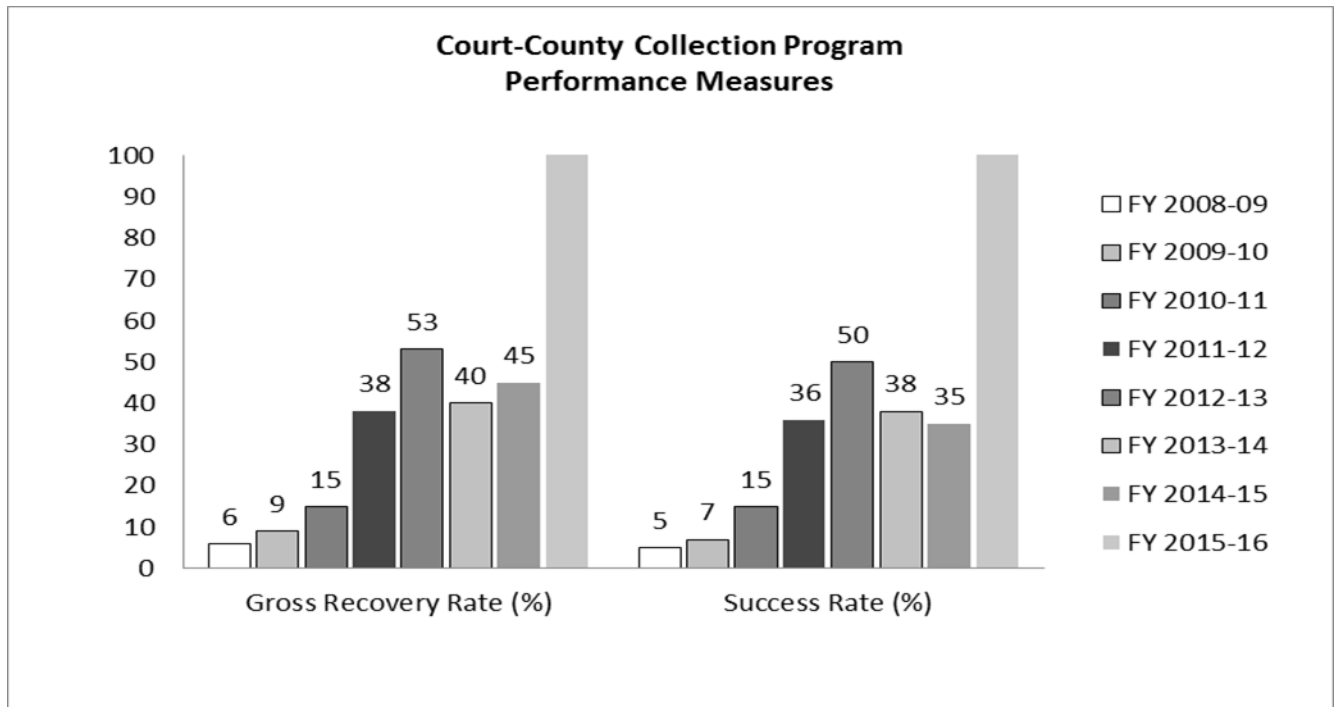
This report contains information jointly reported by the court and county in the Judicial Council’s *Collections Reporting Template*, under Penal Code section 1463.010.

County of Santa Cruz and Superior Court of Santa Cruz County Collections Program
Summary of Fiscal Year 2015–2016 Collections Reporting Template

The table below shows the program’s total delinquent revenue collected and the percentage increase or decrease from year to year for the past eight fiscal years:

2008-09	2009-10	2010-11	2011-12	2012-13	2013-14	2014-15	2015-16
\$642,976	\$1,823,143	\$4,589,021	\$4,897,733	\$5,269,944	\$4,232,199	\$4,339,010	\$3,450,448
	183.5%	151.7%	6.7%	7.6%	-19.7%	2.5%	-20.5%

The chart below shows performance measures for the past eight fiscal years:



Note: The FY 2015–2016 GRR and SR were likely increased by balance adjustments to cases participating in the amnesty program. However, performance rates excluding those adjustments are not provided here as programs were not required by statute to report the related adjustments.

Footnotes:

¹ Population data from State of California, Department of Finance, E-1 City/County Population Estimates and Annual Percent Change—January 1, 2015 and 2016.

² Excludes unfunded judgeships authorized under AB 159 (chap. 722, Stats. 2007). Positions as of June 30, 2016.

³ Ending Balance is the value of outstanding delinquent fines, fees, forfeitures, penalties, and assessments in inventory and may include victim restitution and other justice related reimbursements if the reporting program could not separate those balances.

This report contains information jointly reported by the court and county in the Judicial Council’s *Collections Reporting Template*, under Penal Code section 1463.010.

County of Shasta and Superior Court of Shasta County Collections Program
Summary of Fiscal Year 2015–2016 Collections Reporting Template

County Population¹: 178,592

Authorized Judges/Commissioners²: 10/2.0

Total Revenue Collected: \$5,777,816

Total Amount Discharged: \$0

Gross Recovery Rate: 95%

Success Rate: 86%

Ending Balance³: \$96,832,627

Total Amount Adjusted: \$11,691,842

Program Overview

The collection of delinquent court-ordered debt is a cooperative effort between the Superior Court of Shasta County and the County of Shasta. The court and county have a written memorandum of understanding (MOU) for their collections program. The program includes the following activities as reported in the *Collections Reporting Template*:

- Contracts with the Franchise Tax Board’s Court-Ordered Debt (FTB-COD) program;
- Contracts with the Franchise Tax Board’s Interagency Intercept Collections (FTB-IIC) program;
- Contracts with a private debt collector;
- A comprehensive collections program that includes 15 of the 16 collection activity components;
- credit and debit card payment options; and
- Meets 23 of the 25 recommended collections best practices; the following best practices are currently not being met: 16, and 23 (see Attachment 3).

Performance

Based on the financial data reported, the program collected a total of \$5,777,816 from 138,785 total delinquent cases, with collection costs of \$1,156,926. The ending balance of \$96,832,627 in delinquent court-ordered debt represents 123,107 delinquent cases, of which 16,841 were established in the reporting period. The program did not discharge delinquent debt from accountability for the reporting period.

These totals include data from the first nine months, October 1, 2015 through June 30, 2016, of the 18-month statewide traffic amnesty program established by Vehicle Code section 42008.8. A total of 3,760 cases participated in the amnesty program during the period and individuals had their balances reduced 50- or 80-percent. In addition, 705 individuals’ driver’s licenses were reinstated as a result of the amnesty program. For the nine-month period, \$312,309 was collected by the program with collection costs of \$201,835.

For the reporting period, the program has a 95 percent Gross Recovery Rate (GRR), which exceeds the recommended 34 percent benchmark, and is 31 percentage points higher than the prior year. The program’s Success Rate (SR) of 86 percent exceeds the recommended 31 percent benchmark and is 44 percentage points higher than the prior year.

This report contains information jointly reported by the court and county in the Judicial Council’s *Collections Reporting Template*, under Penal Code section 1463.010.

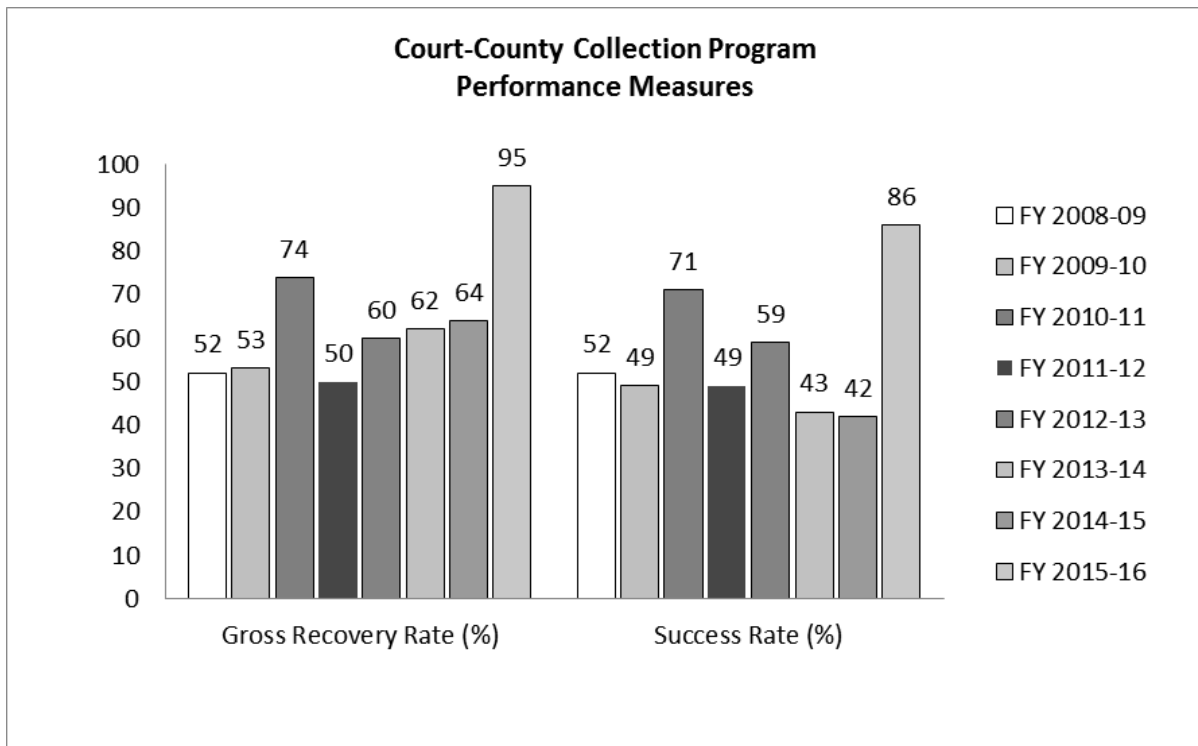
County of Shasta and Superior Court of Shasta County Collections Program
Summary of Fiscal Year 2015–2016 Collections Reporting Template

According to the Shasta collections program, the increases in the Gross Recovery Rate and Success Rate are largely attributed to the due diligence performed by the collections staff on hard to collect cases and due to the large number of previously uncollectible cases being resolved under the amnesty program.

The table below shows the program’s total delinquent revenue collected and the percentage increase or decrease from year to year for the past eight fiscal years:

2008-09	2009-10	2010-11	2011-12	2012-13	2013-14	2014-15	2015-16
\$6,369,490	\$6,447,074	\$5,613,547	\$5,488,239	\$5,378,687	\$5,556,876	\$5,680,895	\$5,777,816
	1.2%	-12.9%	-2.2%	-2.0%	3.3%	2.2%	1.7%

The chart below shows performance measures for the past eight fiscal years:



Note: The FY 2015–2016 GRR and SR were likely increased by balance adjustments to cases participating in the amnesty program. However, performance rates excluding those adjustments are not provided here as programs were not required by statute to report the related adjustments.

Footnotes:

¹Population data from State of California, Department of Finance, E-1 City/County Population Estimates and Annual Percent Change—January 1, 2015 and 2016.

²Excludes unfunded judgeships authorized under AB 159 (chap. 722, Stats. 2007). Positions as of June 30, 2016.

This report contains information jointly reported by the court and county in the Judicial Council’s Collections Reporting Template, under Penal Code section 1463.010.

County of Shasta and Superior Court of Shasta County Collections Program
Summary of Fiscal Year 2015–2016 Collections Reporting Template

³Ending Balance is the value of outstanding delinquent fines, fees, forfeitures, penalties, and assessments in inventory and may include victim restitution and other justice related reimbursements if the reporting program could not separate those balances.

This report contains information jointly reported by the court and county in the Judicial Council's *Collections Reporting Template*, under Penal Code section 1463.010.

County of Sierra and Superior Court of Sierra County Collections Program
Summary of Fiscal Year 2015–2016 Collections Reporting Template

County Population¹: 3,203

Authorized Judges/Commissioners²: 2/0.3

Total Revenue Collected: \$128,431

Total Amount Discharged: \$0

Gross Recovery Rate: 72%

Success Rate: 69%

Ending Balance³: \$1,040,300

Total Amount Adjusted: \$20,523

Program Overview

The collection of delinquent court-ordered debt is a cooperative effort between the Superior Court of Sierra County and the County of Sierra. The court and county have a written memorandum of understanding (MOU) for their collections program. The program includes the following activities as reported in the *Collections Reporting Template*:

- An MOU with the Superior Court of Shasta County to provide collections services as part of an Intrabranh Collections Services Program;
- Contracts with the Franchise Tax Board’s Court-Ordered Debt (FTB-COD) program;
- Contracts with the Franchise Tax Board’s Interagency Intercept Collections (FTB-IIC) program;
- Contracts with a private debt collector;
- A comprehensive collections program that includes 16 of the 16 collection activity components;
- Internet and credit and debit card payment options; and
- Meets all 25 of the recommended collections best practices (see Attachment 3).

Performance

Based on the financial data reported, the program collected a total of \$128,431 from 1,956 total delinquent cases, with collection costs of \$27,640. The ending balance of \$1,040,300 in delinquent court-ordered debt represents 1,703 delinquent cases, of which 333 were established in the reporting period. The program did not discharge delinquent debt from accountability for the reporting period.

These totals include data from the first nine months, October 1, 2015 through June 30, 2016, of the 18-month statewide traffic amnesty program established by Vehicle Code section 42008.8. A total of 22 cases participated in the amnesty program during the period and individuals had their balances reduced 50- or 80-percent. In addition, 2 individuals’ driver’s licenses were reinstated as a result of the amnesty program. For the nine-month period, \$2,186 was collected by the program with collection costs of \$6,505.

For the reporting period, the program has a 72 percent Gross Recovery Rate (GRR), which exceeds the recommended 34 percent benchmark, and is 44 percentage points lower than the prior year. The program’s Success Rate (SR) of 69 percent exceeds the recommended 31 percent benchmark and is 51 percentage points lower than the prior year.

This report contains information jointly reported by the court and county in the Judicial Council’s *Collections Reporting Template*, under Penal Code section 1463.010.

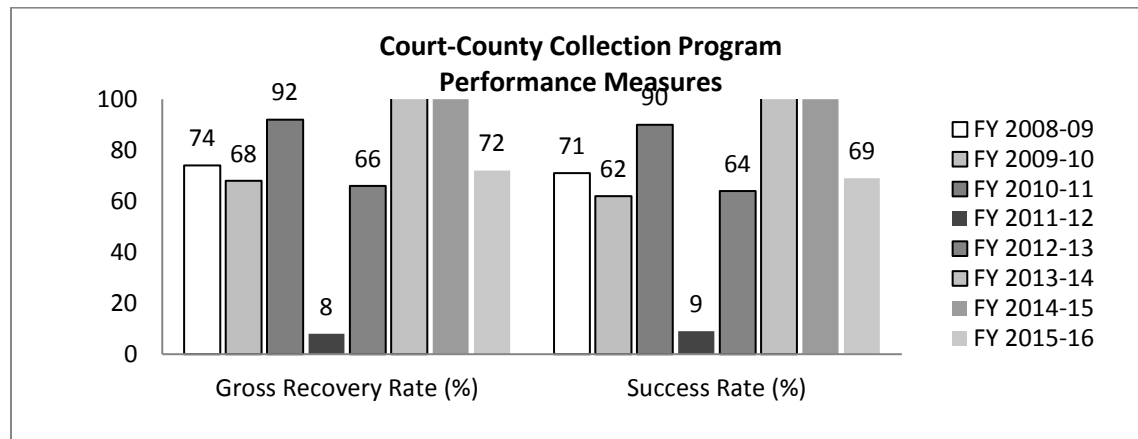
County of Sierra and Superior Court of Sierra County Collections Program Summary of Fiscal Year 2015–2016 Collections Reporting Template

According to the Sierra collections program, the decreases in the GRR and SR are largely attributed to the discharge of accountability from the previous reporting period that resulted in 30 percent of the programs delinquent balance being discharged which boosted the previous benchmarks over the 100 percent threshold. The Sierra collections program also notes that while their respective rates decreased the GRR is 72% and the SR is 69 which is well above the state's benchmark and is due to Sierra Courts intense oversight and action during the first 90 days of enhanced collections, including notification to the Probation Department for formal probation cases; and Shasta's Intra-Branch's collection philosophy of doing due diligence in using all avenues available in pursuing the collection of each case.

The table below shows the program's total delinquent revenue collected and the percentage increase or decrease from year to year for the past eight fiscal years:

2008-09	2009-10	2010-11	2011-12	2012-13	2013-14	2014-15	2015-16
\$81,912	\$85,868	\$66,244	\$65,248	\$143,578	\$142,916	\$135,918	\$128,431
	4.8%	-22.9%	-1.5%	120.0%	-0.5%	-4.9%	-5.5%

The chart below shows performance measures for the past eight fiscal years:



Note: The FY 2015–2016 GRR and SR were likely increased by balance adjustments to cases participating in the amnesty program. However, performance rates excluding those adjustments are not provided here as programs were not required by statute to report the related adjustments.

Footnotes:

¹Population data from State of California, Department of Finance, E-1 City/County Population Estimates and Annual Percent Change—January 1, 2015 and 2016.

²Excludes unfunded judgeships authorized under AB 159 (chap. 722, Stats. 2007). Positions as of June 30, 2016.

³Ending Balance is the value of outstanding delinquent fines, fees, forfeitures, penalties, and assessments in inventory and may include victim restitution and other justice related reimbursements if the reporting program could not separate those balances.

This report contains information jointly reported by the court and county in the Judicial Council's Collections Reporting Template, under Penal Code section 1463.010.

County of Siskiyou and Superior Court of Siskiyou County Collections Program
Summary of Fiscal Year 2015–2016 Collections Reporting Template

County Population¹: 44,739

Authorized Judges/Commissioners²: 4/1.0

Total Revenue Collected: \$1,382,382

Total Amount Discharged: \$0

Gross Recovery Rate: 30%

Success Rate: 15%

Ending Balance³: \$24,377,988

Total Amount Adjusted: \$2,057,835

Program Overview

The collection of delinquent court-ordered debt is a cooperative effort between the Superior Court of Siskiyou County and the County of Siskiyou. The court and county have a written memorandum of understanding (MOU) for their collections program. The program includes the following activities as reported in the *Collections Reporting Template*:

- Contracts with the Franchise Tax Board's Interagency Intercept Collections (FTB-IIC) program;
- Contracts with a private debt collector;
- A comprehensive collections program that includes 14 of the 16 collection activity components;
- Internet and credit and debit card payment options; and
- Meets 23 of the 25 recommended collections best practices; the following best practices are currently not being met: 8, and 18 (see Attachment 3).

Performance

Based on the financial data reported, the program collected a total of \$1,382,382 from 32,714 total delinquent cases, with collection costs of \$488,587. The ending balance of \$24,377,988 in delinquent court-ordered debt represents 21,655 delinquent cases, of which 12,139 were established in the reporting period. The program did not discharge delinquent debt from accountability for the reporting period.

These totals include data from the first nine months, October 1, 2015 through June 30, 2016, of the 18-month statewide traffic amnesty program established by Vehicle Code section 42008.8. A total of 201 cases participated in the amnesty program during the period and individuals had their balances reduced 50- or 80-percent. In addition, 195 individuals' driver's licenses were reinstated as a result of the amnesty program. For the nine-month period, \$22,912 was collected by the program with collection costs of \$88,343.

For the reporting period, the program has a 30 percent Gross Recovery Rate (GRR), which does not exceed the recommended 34 percent benchmark, and is 19 percentage points lower than the prior year. The program's Success Rate (SR) of 15 percent does not exceed the recommended 31 percent benchmark and is 27 percentage points lower than the prior year.

This report contains information jointly reported by the court and county in the Judicial Council's *Collections Reporting Template*, under Penal Code section 1463.010.

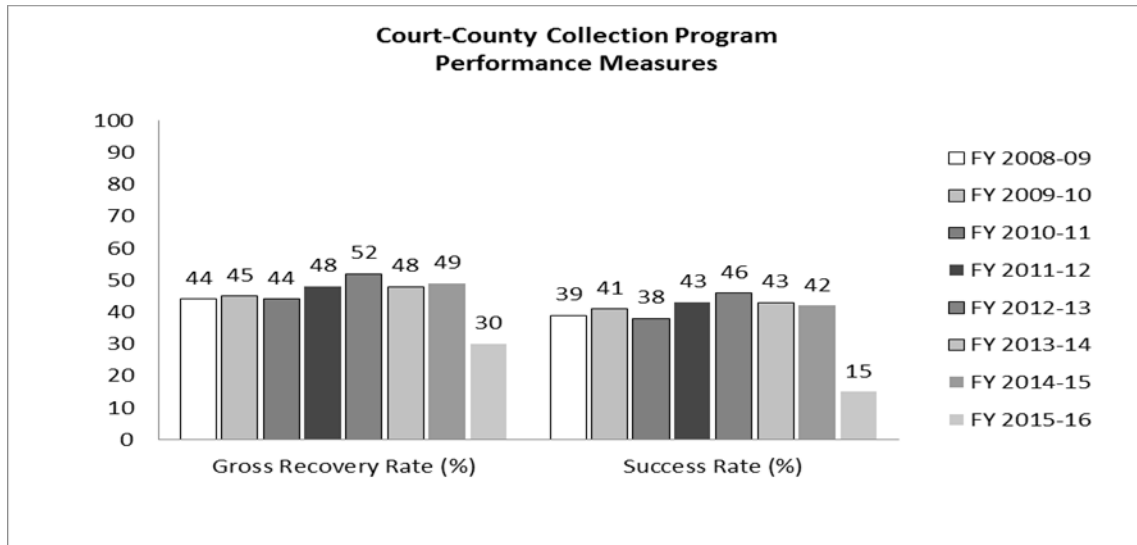
County of Siskiyou and Superior Court of Siskiyou County Collections Program
Summary of Fiscal Year 2015–2016 Collections Reporting Template

According to the Siskiyou collections program, the decreases in the GRR and SR are largely attributed to the collection program transferring vendors and being without a vendor to collect for over three months. Additionally, the court implemented a new case management system during the reporting period which presented significant challenges; such as gathering data to populate the collections report.

The table below shows the program’s total delinquent revenue collected and the percentage increase or decrease from year to year for the past eight fiscal years:

2008-09	2009-10	2010-11	2011-12	2012-13	2013-14	2014-15	2015-16
\$1,975,528	\$2,212,129	\$2,245,665	\$2,202,572	\$2,086,089	\$1,973,320	\$1,912,631	\$1,382,382
	12.0%	1.5%	-1.9%	-5.3%	-5.4%	-3.1%	-27.7%

The chart below shows performance measures for the past eight fiscal years:



Note: The FY 2015–2016 GRR and SR were likely increased by balance adjustments to cases participating in the amnesty program. However, performance rates excluding those adjustments are not provided here as programs were not required by statute to report the related adjustments.

Footnotes:

¹ Population data from State of California, Department of Finance, E-1 City/County Population Estimates and Annual Percent Change—January 1, 2015 and 2016.

² Excludes unfunded judgeships authorized under AB 159 (chap. 722, Stats. 2007). Positions as of June 30, 2016.

³ Ending Balance is the value of outstanding delinquent fines, fees, forfeitures, penalties, and assessments in inventory and may include victim restitution and other justice related reimbursements if the reporting program could not separate those balances.

This report contains information jointly reported by the court and county in the Judicial Council’s Collections Reporting Template, under Penal Code section 1463.010.

County of Solano and Superior Court of Solano County Collections Program
Summary of Fiscal Year 2015–2016 Collections Reporting Template

County Population¹: 431,498
Authorized Judges/Commissioners²: 20/3.0
Total Revenue Collected: \$5,561,846
Total Amount Discharged: \$0

Gross Recovery Rate: 55%
Success Rate: 56%
Ending Balance³: \$119,784,555
Total Amount Adjusted: \$-103,199

Program Overview

The collection of delinquent court-ordered debt is a cooperative effort between the Superior Court of Solano County and the County of Solano. The court and county have a written memorandum of understanding (MOU) for their collections program. The program includes the following activities as reported in the *Collections Reporting Template*:

- Contracts with the Franchise Tax Board’s Court-Ordered Debt (FTB-COD) program;
- Contracts with the Franchise Tax Board’s Interagency Intercept Collections (FTB-IIC) program;
- Contracts with a private debt collector;
- A comprehensive collections program that includes 12 of the 16 collection activity components;
- Internet and credit and debit card payment options; and
- Meets 23 of the 25 recommended collections best practices; the following best practices are currently not being met: 24, and 25 (see Attachment 3).

Performance

Based on the financial data reported, the program collected a total of \$5,561,846 from 198,844 total delinquent cases, with collection costs of \$527,257. The ending balance of \$119,784,555 in delinquent court-ordered debt represents 193,882 delinquent cases, of which 11,140 were established in the reporting period. The program did not discharge delinquent debt from accountability for the reporting period.

These totals include data from the first nine months, October 1, 2015 through June 30, 2016, of the 18-month statewide traffic amnesty program established by Vehicle Code section 42008.8. A total of 621 cases participated in the amnesty program during the period and individuals had their balances reduced 50- or 80-percent. In addition, 912 individuals’ driver’s licenses were reinstated as a result of the amnesty program. For the nine-month period, \$150,446 was collected by the program with collection costs of \$181,908.

For the reporting period, the program has a 55 percent Gross Recovery Rate (GRR), which exceeds the recommended 34 percent benchmark, and is 542 percentage points lower than the prior year. The program’s Success Rate (SR) of 56 percent exceeds the recommended 31 percent benchmark and is 56 percentage points higher than the prior year.

This report contains information jointly reported by the court and county in the Judicial Council’s *Collections Reporting Template*, under Penal Code section 1463.010.

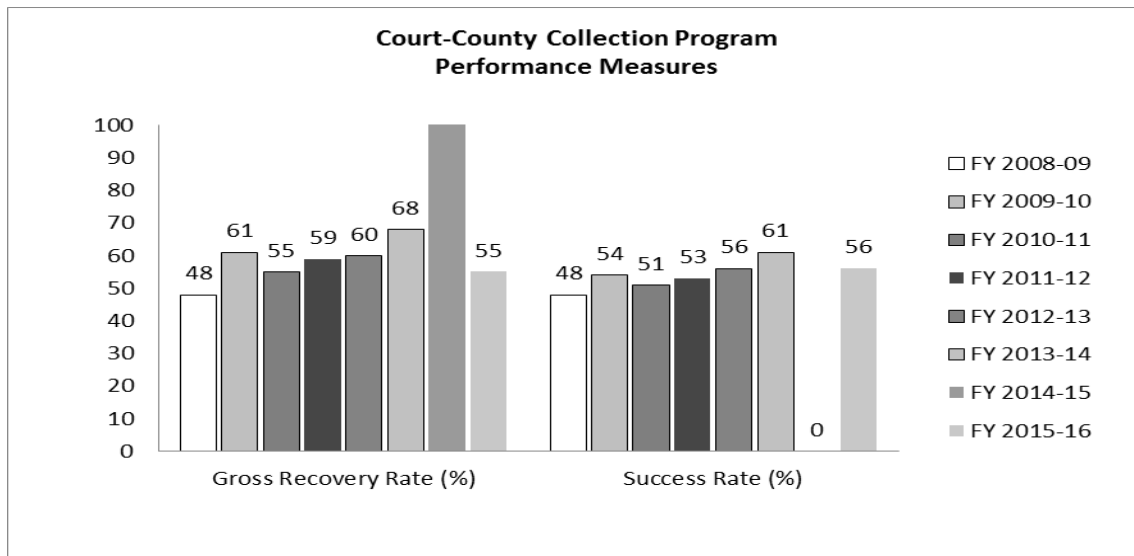
County of Solano and Superior Court of Solano County Collections Program Summary of Fiscal Year 2015–2016 Collections Reporting Template

According to the Solano collections program, the increases in the GRR and SR are largely attributed to the county and the private vendor collecting more delinquent debt than was established.

The table below shows the program’s total delinquent revenue collected and the percentage increase or decrease from year to year for the past eight fiscal years:

2008-09	2009-10	2010-11	2011-12	2012-13	2013-14	2014-15	2015-16
\$9,984,596	\$10,143,636	\$8,911,155	\$8,098,848	\$7,273,371	\$7,295,212	\$7,442,185	\$5,561,846
	1.6%	-12.2%	-9.1%	-10.2%	0.3%	2.0%	-25.3%

The chart below shows performance measures for the past eight fiscal years:



Note: The FY 2015–2016 GRR and SR were likely increased by balance adjustments to cases participating in the amnesty program. However, performance rates excluding those adjustments are not provided here as programs were not required by statute to report the related adjustments.

Footnotes:

¹Population data from State of California, Department of Finance, E-1 City/County Population Estimates and Annual Percent Change—January 1, 2015 and 2016.

²Excludes unfunded judgeships authorized under AB 159 (chap. 722, Stats. 2007). Positions as of June 30, 2016.

³Ending Balance is the value of outstanding delinquent fines, fees, forfeitures, penalties, and assessments in inventory and may include victim restitution and other justice related reimbursements if the reporting program could not separate those balances.

This report contains information jointly reported by the court and county in the Judicial Council’s Collections Reporting Template, under Penal Code section 1463.010.

County of Sonoma and Superior Court of Sonoma County Collections Program
Summary of Fiscal Year 2015–2016 Collections Reporting Template

County Population¹: 501,959

Authorized Judges/Commissioners²: 20/3.0

Total Revenue Collected: \$7,242,251

Total Amount Discharged: \$109,890

Gross Recovery Rate: 480%

Success Rate: 0%

Ending Balance³: \$60,771,311

Total Amount Adjusted: \$36,985,658

Program Overview

The collection of delinquent court-ordered debt is a cooperative effort between the Superior Court of Sonoma County and the County of Sonoma. The court and county have a written memorandum of understanding (MOU) for their collections program. The program includes the following activities as reported in the *Collections Reporting Template*:

- Contracts with the Franchise Tax Board’s Court-Ordered Debt (FTB-COD) program;
- Contracts with the Franchise Tax Board’s Interagency Intercept Collections (FTB-IIC) program;
- Contracts with a private debt collector;
- A comprehensive collections program that includes 15 of the 16 collection activity components;
- Internet and credit and debit card payment options; and
- Meets all 25 of the recommended collections best practices (see Attachment 3).

Performance

Based on the financial data reported, the program collected a total of \$7,242,251 from 113,100 total delinquent cases, with collection costs of \$1,807,777. The ending balance of \$60,771,311 in delinquent court-ordered debt represents 77,283 delinquent cases, of which 6,268 were established in the reporting period. As authorized by Government Code sections 25257 through 25259.95, the program discharged delinquent cases deemed uncollectible, with a total value of \$109,890 for the reporting period.

These totals include data from the first nine months, October 1, 2015 through June 30, 2016, of the 18-month statewide traffic amnesty program established by Vehicle Code section 42008.8. A total of 1,259 cases participated in the amnesty program during the period and individuals had their balances reduced 50- or 80-percent. In addition, 1,304 individuals’ driver’s licenses were reinstated as a result of the amnesty program. For the nine-month period, \$433,503 was collected by the program with collection costs of \$97,806.

For the reporting period, the program has a 480 percent Gross Recovery Rate (GRR), which exceeds the recommended 34 percent benchmark, and is 430 percentage points higher than the prior year. The program’s Success Rate (SR) of 0 percent does not exceed the recommended 31 percent benchmark and is 45 percentage points lower than the prior year.

This report contains information jointly reported by the court and county in the Judicial Council’s *Collections Reporting Template*, under Penal Code section 1463.010.

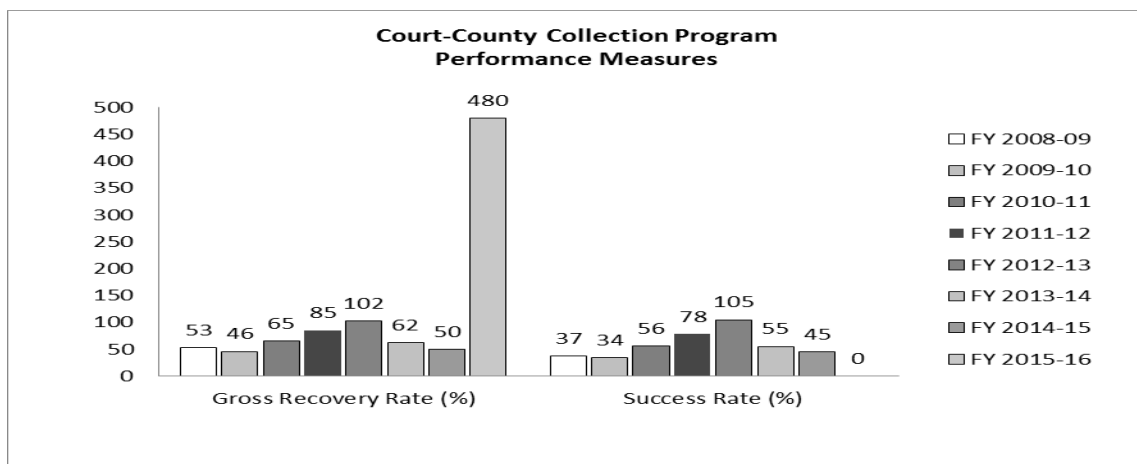
County of Sonoma and Superior Court of Sonoma County Collections Program
Summary of Fiscal Year 2015–2016 Collections Reporting Template

According to the Sonoma collections program, the increase in the GRR is largely attributed to the court collecting \$312,099 more in delinquent debt than was established for the reporting period. Additionally, the county adjusted over 21,000,000 in delinquent debt in an attempt to correct previously misstated amounts and the program adjusted away \$36,985,658 which ballooned the GRR. The decrease in the SR is based upon the Sonoma collections program collecting \$1,586,305 less delinquent debt than the previous fiscal year and adjusting away \$36,985,658 in delinquent debt.

The table below shows the program’s total delinquent revenue collected and the percentage increase or decrease from year to year for the past eight fiscal years:

2008-09	2009-10	2010-11	2011-12	2012-13	2013-14	2014-15	2015-16
\$5,894,340	\$6,435,371	\$8,837,866	\$8,469,331	\$7,643,967	\$9,290,110	\$8,828,556	\$7,242,251
	9.2%	37.3%	-4.2%	-9.7%	21.5%	-5.0%	-18.0%

The chart below shows performance measures for the past eight fiscal years:



Note: The FY 2015–2016 GRR and SR were likely increased by balance adjustments to cases participating in the amnesty program. However, performance rates excluding those adjustments are not provided here as programs were not required by statute to report the related adjustments. If you exclude the \$109,890 in uncollectible debt that was discharged from accountability for FY 2015–2016, the Gross Recovery Rate is 479 percent and the Success Rate is -26 percent.

Footnotes:

¹ Population data from State of California, Department of Finance, E-1 City/County Population Estimates and Annual Percent Change—January 1, 2015 and 2016.

² Excludes unfunded judgeships authorized under AB 159 (chap. 722, Stats. 2007). Positions as of June 30, 2016.

³ Ending Balance is the value of outstanding delinquent fines, fees, forfeitures, penalties, and assessments in inventory and may include victim restitution and other justice related reimbursements if the reporting program could not separate those balances.

This report contains information jointly reported by the court and county in the Judicial Council’s Collections Reporting Template, under Penal Code section 1463.010.

County of Stanislaus and Superior Court of Stanislaus County Collections Program
Summary of Fiscal Year 2015–2016 Collections Reporting Template

County Population¹: 540,214

Authorized Judges/Commissioners²: 21/3.0

Total Revenue Collected: \$6,354,043

Total Amount Discharged: \$640,152

Gross Recovery Rate: 41%

Success Rate: 28%

Ending Balance³: \$125,685,151

Total Amount Adjusted: \$4,307,981

Program Overview

The collection of delinquent court-ordered debt is a cooperative effort between the Superior Court of Stanislaus County and the County of Stanislaus. The court and county do not have a written memorandum of understanding (MOU) for their collections program. The program includes the following activities as reported in the *Collections Reporting Template*:

- Contracts with the Franchise Tax Board’s Court-Ordered Debt (FTB-COD) program;
- Contracts with the Franchise Tax Board’s Interagency Intercept Collections (FTB-IIC) program;
- Contracts with a private debt collector;
- A comprehensive collections program that includes 16 of the 16 collection activity components;
- Internet and credit and debit card payment options; and
- Meets 23 of the 25 recommended collections best practices; the following best practices are currently not being met: 1, and 21 (see Attachment 3).

Performance

Based on the financial data reported, the program collected a total of \$6,354,043 from 267,904 total delinquent cases, with collection costs of \$1,539,172. The ending balance of \$125,685,151 in delinquent court-ordered debt represents 217,219 delinquent cases, of which 53,143 were established in the reporting period. As authorized by Government Code sections 25257 through 25259.95, the program discharged delinquent cases deemed uncollectible, with a total value of \$640,152 for the reporting period.

These totals include data from the first nine months, October 1, 2015 through June 30, 2016, of the 18-month statewide traffic amnesty program established by Vehicle Code section 42008.8. A total of 3,729 cases participated in the amnesty program during the period and individuals had their balances reduced 50- or 80-percent. In addition, 1,755 individuals’ driver’s licenses were reinstated as a result of the amnesty program. For the nine-month period, \$261,582 was collected by the program with collection costs of \$206,797.

For the reporting period, the program has a 41 percent Gross Recovery Rate (GRR), which exceeds the recommended 34 percent benchmark, and is 5 percentage points higher than the prior year. The program’s Success Rate (SR) of 28 percent does not exceed the recommended 31 percent benchmark and is 1 percentage points higher than the prior year.

This report contains information jointly reported by the court and county in the Judicial Council’s *Collections Reporting Template*, under Penal Code section 1463.010.

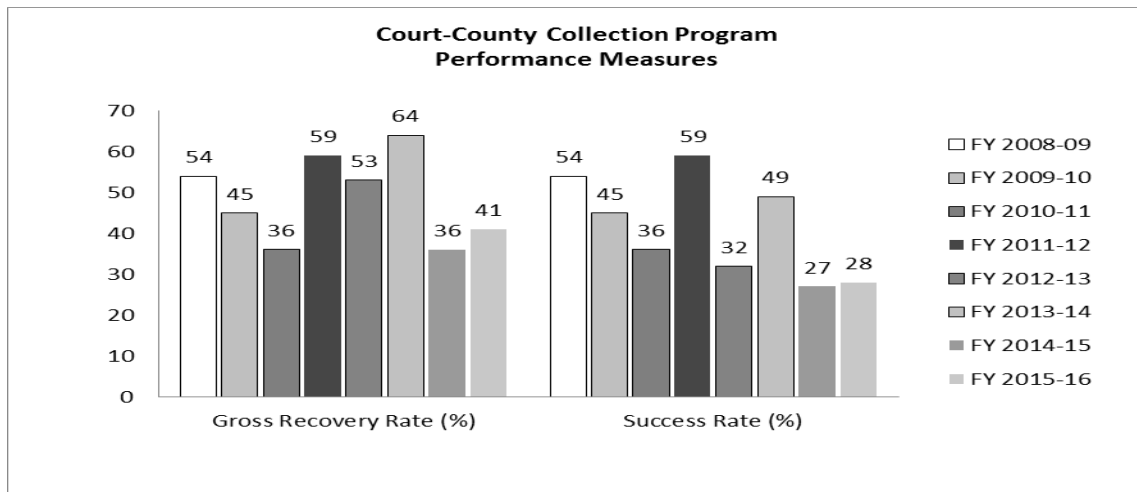
County of Stanislaus and Superior Court of Stanislaus County Collections Program
Summary of Fiscal Year 2015–2016 Collections Reporting Template

According to the Stanislaus collections program, the nominal increases in the GRR and SR are largely attributed to revenue generated from the amnesty program.

The table below shows the program’s total delinquent revenue collected and the percentage increase or decrease from year to year for the past eight fiscal years:

2008-09	2009-10	2010-11	2011-12	2012-13	2013-14	2014-15	2015-16
\$6,296,177	\$3,610,207	\$7,700,898	\$6,971,241	\$6,635,824	\$6,391,560	\$6,277,758	\$6,354,043
	-42.7%	113.3%	-9.5%	-4.8%	-3.7%	-1.8%	1.2%

The chart below shows performance measures for the past eight fiscal years:



Note: The FY 2015–2016 GRR and SR were likely increased by balance adjustments to cases participating in the amnesty program. However, performance rates excluding those adjustments are not provided here as programs were not required by statute to report the related adjustments. If you exclude the \$640,152 in uncollectible debt that was discharged from accountability for FY 2015–2016, the Gross Recovery Rate is 39 percent and the Success Rate is 27 percent.

Footnotes:

¹Population data from State of California, Department of Finance, E-1 City/County Population Estimates and Annual Percent Change—January 1, 2015 and 2016.

²Excludes unfunded judgeships authorized under AB 159 (chap. 722, Stats. 2007). Positions as of June 30, 2016.

³Ending Balance is the value of outstanding delinquent fines, fees, forfeitures, penalties, and assessments in inventory and may include victim restitution and other justice related reimbursements if the reporting program could not separate those balances.

This report contains information jointly reported by the court and county in the Judicial Council’s Collections Reporting Template, under Penal Code section 1463.010.

County of Sutter and Superior Court of Sutter County Collections Program
Summary of Fiscal Year 2015–2016 Collections Reporting Template

County Population¹: 97,308

Authorized Judges/Commissioners²: 5/0.3

Total Revenue Collected: \$2,303,066

Total Amount Discharged: \$7,346,357

Gross Recovery Rate: 176%

Success Rate: -110%

Ending Balance³: \$14,145,855

Total Amount Adjusted: \$492,746

Program Overview

The collection of delinquent court-ordered debt is a cooperative effort between the Superior Court of Sutter County and the County of Sutter. The court and county do not have a written memorandum of understanding (MOU) for their collections program. The program includes the following activities as reported in the *Collections Reporting Template*:

- Contracts with the Franchise Tax Board’s Court-Ordered Debt (FTB-COD) program;
- Contracts with the Franchise Tax Board’s Interagency Intercept Collections (FTB-IIC) program;
- A comprehensive collections program that includes 14 of the 16 collection activity components;
- Internet and credit and debit card payment options; and
- Meets 18 of the 25 recommended collections best practices; the following best practices are currently not being met: 1, 2, 14, 18, 22, 23, and 25 (see Attachment 3).

Performance

Based on the financial data reported, the program collected a total of \$2,303,066 from 42,341 total delinquent cases, with collection costs of \$277,422. The ending balance of \$14,145,855 in delinquent court-ordered debt represents 37,550 delinquent cases, of which 7,417 were established in the reporting period. As authorized by Government Code sections 25257 through 25259.95, the program discharged delinquent cases deemed uncollectible, with a total value of \$7,346,357 for the reporting period.

These totals include data from the first nine months, October 1, 2015 through June 30, 2016, of the 18-month statewide traffic amnesty program established by Vehicle Code section 42008.8. A total of 248 cases participated in the amnesty program during the period and individuals had their balances reduced 50- or 80-percent. In addition, 170 individuals’ driver’s licenses were reinstated as a result of the amnesty program. For the nine-month period, \$30,193 was collected by the program with collection costs of \$9,294.

For the reporting period, the program has a 176 percent Gross Recovery Rate (GRR), which exceeds the recommended 34 percent benchmark, and is 124 percentage points more than the prior year. The program’s Success Rate (SR) of -110 percent does not exceed the recommended 31 percent benchmark and is 159 percentage points lower than the prior year.

This report contains information jointly reported by the court and county in the Judicial Council’s *Collections Reporting Template*, under Penal Code section 1463.010.

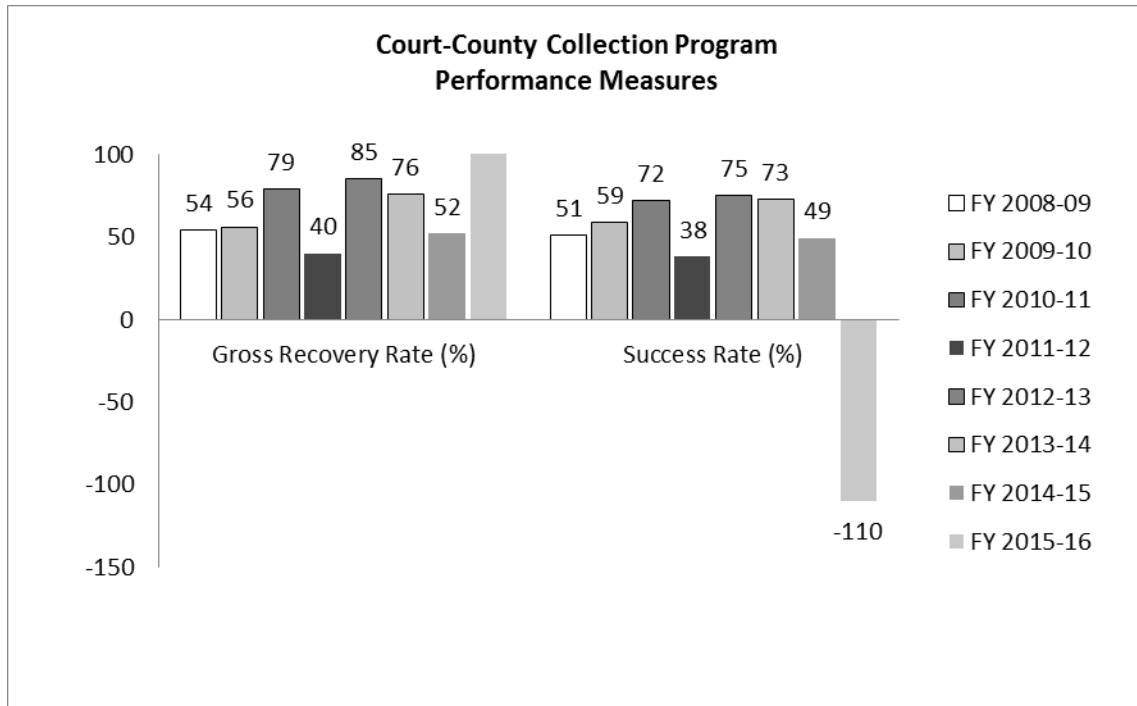
County of Sutter and Superior Court of Sutter County Collections Program
Summary of Fiscal Year 2015–2016 Collections Reporting Template

According to the Sutter collections program, the increases in the Gross Recovery Rate and decrease in the Success Rate are largely attributed to the discharge of \$7,346,357 of uncollectible cases.

The table below shows the program’s total delinquent revenue collected and the percentage increase or decrease from year to year for the past eight fiscal years:

2008-09	2009-10	2010-11	2011-12	2012-13	2013-14	2014-15	2015-16
\$3,833,165	\$3,309,242	\$2,267,772	\$2,820,213	\$2,216,723	\$1,855,003	\$2,060,341	\$2,303,066
	-13.7%	-31.5%	24.4%	-21.4%	-16.3%	11.1%	11.8%

The chart below shows performance measures for the past eight fiscal years:



Note: The FY 2015–2016 GRR and SR were likely increased by balance adjustments to cases participating in the amnesty program. However, performance rates excluding those adjustments are not provided here as programs were not required by statute to report the related adjustments. If you exclude the \$7,346,357 in uncollectible debt that was discharged from accountability for FY 2015–2016, the Gross Recovery Rate is 49 percent and the Success Rate is 44 percent.

Footnotes:

¹ Population data from State of California, Department of Finance, E-1 City/County Population Estimates and Annual Percent Change—January 1, 2015 and 2016.

² Excludes unfunded judgeships authorized under AB 159 (chap. 722, Stats. 2007). Positions as of June 30, 2016.

This report contains information jointly reported by the court and county in the Judicial Council’s Collections Reporting Template, under Penal Code section 1463.010.

County of Sutter and Superior Court of Sutter County Collections Program
Summary of Fiscal Year 2015–2016 Collections Reporting Template

³Ending Balance is the value of outstanding delinquent fines, fees, forfeitures, penalties, and assessments in inventory and may include victim restitution and other justice related reimbursements if the reporting program could not separate those balances.

This report contains information jointly reported by the court and county in the Judicial Council’s *Collections Reporting Template*, under Penal Code section 1463.010.

County of Tehama and Superior Court of Tehama County Collections Program
Summary of Fiscal Year 2015–2016 Collections Reporting Template

County Population¹: 63,934

Authorized Judges/Commissioners²: 4/0.3

Total Revenue Collected: \$1,059,689

Total Amount Discharged: \$0

Gross Recovery Rate: 50%

Success Rate: 42%

Ending Balance³: \$8,996,019

Total Amount Adjusted: \$410,741

Program Overview

The collection of delinquent court-ordered debt is a cooperative effort between the Superior Court of Tehama County and the County of Tehama. The court and county have a written memorandum of understanding (MOU) for their collections program. The program includes the following activities as reported in the *Collections Reporting Template*:

- An MOU with the Superior Court of Shasta County to provide collections services as part of an Intrabranch Collections Services Program;
- Contracts with the Franchise Tax Board's Court-Ordered Debt (FTB-COD) program;
- Contracts with the Franchise Tax Board's Interagency Intercept Collections (FTB-IIC) program;
- Contracts with a private debt collector;
- A comprehensive collections program that includes 16 of the 16 collection activity components;
- credit and debit card payment options; and
- Meets 24 of the 25 recommended collections best practices; the following best practice is currently not being met: 16 (see Attachment 3).

Performance

Based on the financial data reported, the program collected a total of \$1,059,689 from 9,789 total delinquent cases, with collection costs of \$276,934. The ending balance of \$8,996,019 in delinquent court-ordered debt represents 8,386 delinquent cases, of which 3,040 were established in the reporting period. The program did not discharge delinquent debt from accountability for the reporting period.

These totals include data from the first nine months, October 1, 2015 through June 30, 2016, of the 18-month statewide traffic amnesty program established by Vehicle Code section 42008.8. A total of 602 cases participated in the amnesty program during the period and individuals had their balances reduced 50- or 80-percent. In addition, 216 individuals' driver's licenses were reinstated as a result of the amnesty program. For the nine-month period, \$73,471 was collected by the program with collection costs of \$30,221.

For the reporting period, the program has a 50 percent Gross Recovery Rate (GRR), which exceeds the recommended 34 percent benchmark, and is 26 percentage points higher than the prior year. The program's Success Rate (SR) of 42 percent exceeds the recommended 31 percent benchmark and is 19 percentage points higher than the prior year.

This report contains information jointly reported by the court and county in the Judicial Council's *Collections Reporting Template*, under Penal Code section 1463.010.

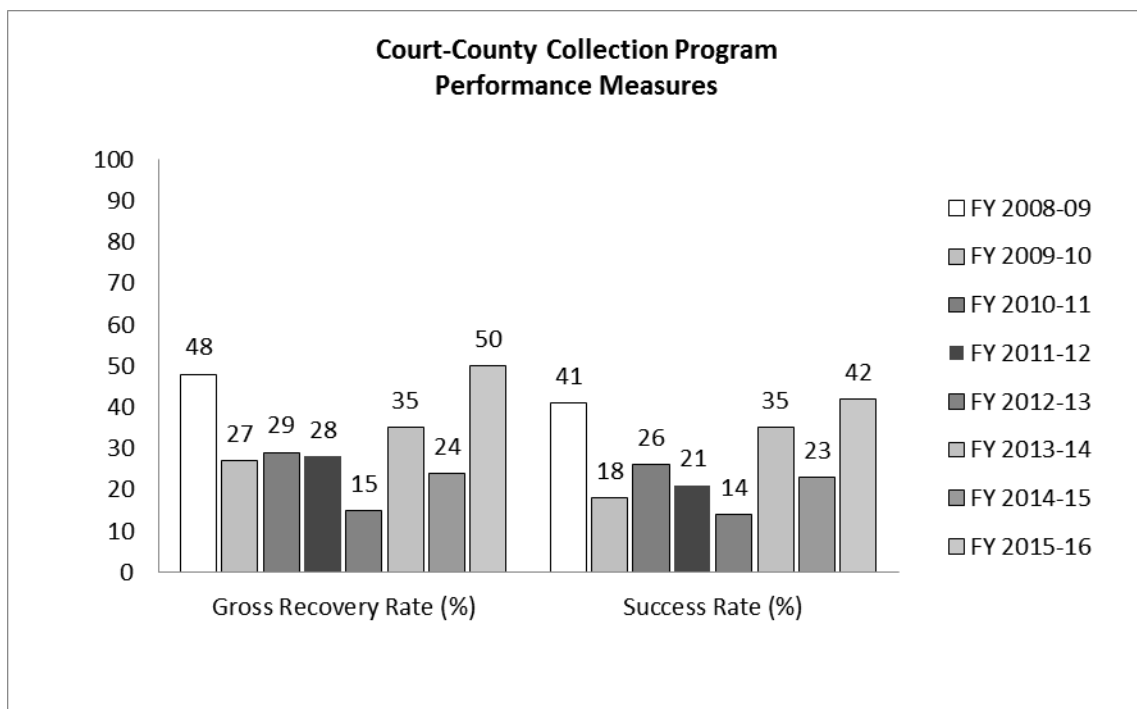
County of Tehama and Superior Court of Tehama County Collections Program
Summary of Fiscal Year 2015–2016 Collections Reporting Template

According to the Tehama collections program, the increases in the Gross Recovery Rate and Success Rate are largely attributed to the large amount of adjustments done on cases participating in the amnesty program.

The table below shows the program’s total delinquent revenue collected and the percentage increase or decrease from year to year for the past eight fiscal years:

2008-09	2009-10	2010-11	2011-12	2012-13	2013-14	2014-15	2015-16
\$409,941	\$439,935	\$595,677	\$476,917	\$278,950	\$1,556,174	\$890,453	\$1,059,689
	7.3%	35.4%	-19.9%	-41.5%	457.9%	-42.8%	19.0%

The chart below shows performance measures for the past eight fiscal years:



Note: The FY 2015–2016 GRR and SR were likely increased by balance adjustments to cases participating in the amnesty program. However, performance rates excluding those adjustments are not provided here as programs were not required by statute to report the related adjustments.

Footnotes:

¹Population data from State of California, Department of Finance, E-1 City/County Population Estimates and Annual Percent Change—January 1, 2015 and 2016.

²Excludes unfunded judgeships authorized under AB 159 (chap. 722, Stats. 2007). Positions as of June 30, 2016.

This report contains information jointly reported by the court and county in the Judicial Council’s Collections Reporting Template, under Penal Code section 1463.010.

County of Tehama and Superior Court of Tehama County Collections Program
Summary of Fiscal Year 2015–2016 Collections Reporting Template

³Ending Balance is the value of outstanding delinquent fines, fees, forfeitures, penalties, and assessments in inventory and may include victim restitution and other justice related reimbursements if the reporting program could not separate those balances.

This report contains information jointly reported by the court and county in the Judicial Council's *Collections Reporting Template*, under Penal Code section 1463.010.

County of Trinity and Superior Court of Trinity County Collections Program
Summary of Fiscal Year 2015–2016 Collections Reporting Template

County Population¹: 13,667

Authorized Judges/Commissioners²: 2/0.3

Total Revenue Collected: \$483,515

Total Amount Discharged: \$2,133,062

Gross Recovery Rate: 105%

Success Rate: 142%

Ending Balance³: \$12,329,106

Total Amount Adjusted: \$200,543

Program Overview

The collection of delinquent court-ordered debt is a cooperative effort between the Superior Court of Trinity County and the County of Trinity. The court and county have a written memorandum of understanding (MOU) for their collections program. The program includes the following activities as reported in the *Collections Reporting Template*:

- Contracts with the Franchise Tax Board’s Court-Ordered Debt (FTB-COD) program;
- Contracts with the Franchise Tax Board’s Interagency Intercept Collections (FTB-IIC) program;
- A comprehensive collections program that includes 15 of the 16 collection activity components;
- Internet and credit and debit card payment options; and
- Meets 23 of the 25 recommended collections best practices; the following best practices are currently not being met: 23, and 25 (see Attachment 3).

Performance

Based on the financial data reported, the program collected a total of \$483,515 from 5,415 total delinquent cases, with collection costs of \$203,027. The ending balance of \$12,329,106 in delinquent court-ordered debt represents 7,929 delinquent cases, of which 1,254 were established in the reporting period. As authorized by Government Code sections 25257 through 25259.95, the program discharged delinquent cases deemed uncollectible, with a total value of \$2,133,062 for the reporting period.

These totals include data from the first nine months, October 1, 2015 through June 30, 2016, of the 18-month statewide traffic amnesty program established by Vehicle Code section 42008.8. A total of 18 cases participated in the amnesty program during the period and individuals had their balances reduced 50- or 80-percent. In addition, 12 individuals’ driver’s licenses were reinstated as a result of the amnesty program. For the nine-month period, \$1,953 was collected by the program with collection costs of \$914.

For the reporting period, the program has a 105 percent Gross Recovery Rate (GRR), which exceeds the recommended 34 percent benchmark, and is 42 percentage points higher than the prior year. The program’s Success Rate (SR) of 142 percent exceeds the recommended 31 percent benchmark and is 101 percentage points higher than the prior year.

This report contains information jointly reported by the court and county in the Judicial Council’s *Collections Reporting Template*, under Penal Code section 1463.010.

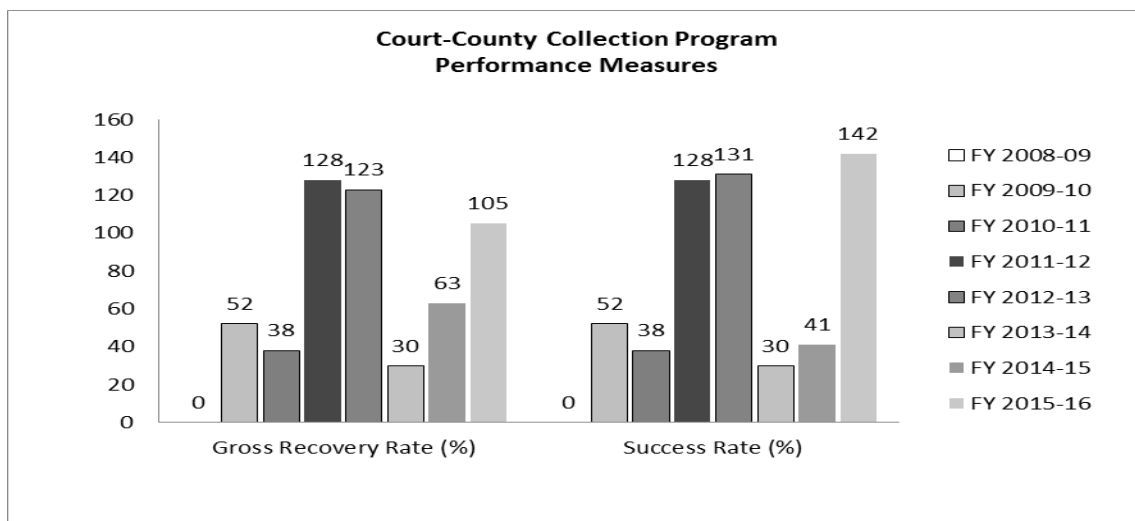
County of Trinity and Superior Court of Trinity County Collections Program Summary of Fiscal Year 2015–2016 Collections Reporting Template

According to the Trinity collections program, the increases in the GRR and SR are largely attributed to the first time discharge of accountability that included 3,149 cases in the amount of \$2,133,062. Of equal importance, the program did experience a 46 percent increase in the delinquent debt collected, which the program attributes to the bifurcation of current and delinquent collection activities with County Revenue Recovery staff spending all their time and resources on collecting delinquent debt.

The table below shows the program’s total delinquent revenue collected and the percentage increase or decrease from year to year for the past eight fiscal years:

2008-09	2009-10	2010-11	2011-12	2012-13	2013-14	2014-15	2015-16
\$0	\$269,493	\$301,378	\$382,799	\$328,957	\$324,474	\$332,004	\$483,515
	error%	11.8%	27.0%	-14.1%	-1.4%	2.3%	45.6%

The chart below shows performance measures for the past eight fiscal years:



Note: The FY 2015–2016 GRR and SR were likely increased by balance adjustments to cases participating in the amnesty program. However, performance rates excluding those adjustments are not provided here as programs were not required by statute to report the related adjustments. If you exclude the \$2,133,062 in uncollectible debt that was discharged from accountability for FY 2015–2016, the Gross Recovery Rate is 26 percent and the Success Rate is 20 percent.

Footnotes:

¹Population data from State of California, Department of Finance, E-1 City/County Population Estimates and Annual Percent Change—January 1, 2015 and 2016.

²Excludes unfunded judgeships authorized under AB 159 (chap. 722, Stats. 2007). Positions as of June 30, 2016.

³Ending Balance is the value of outstanding delinquent fines, fees, forfeitures, penalties, and assessments in inventory and may include victim restitution and other justice related reimbursements if the reporting program could not separate those balances.

This report contains information jointly reported by the court and county in the Judicial Council’s Collections Reporting Template, under Penal Code section 1463.010.

County of Trinity and Superior Court of Trinity County Collections Program
Summary of Fiscal Year 2015–2016 Collections Reporting Template

This report contains information jointly reported by the court and county in the Judicial Council’s *Collections Reporting Template*, under Penal Code section 1463.010.

County of Tulare and Superior Court of Tulare County Collections Program
Summary of Fiscal Year 2015–2016 Collections Reporting Template

County Population¹: 466,339

Authorized Judges/Commissioners²: 20/3.0

Total Revenue Collected: \$10,419,699

Total Amount Discharged: \$13,546,608

Gross Recovery Rate: 51%

Success Rate: 27%

Ending Balance³: \$177,643,133

Total Amount Adjusted: \$5,464,251

Program Overview

The collection of delinquent court-ordered debt is a cooperative effort between the Superior Court of Tulare County and the County of Tulare. The court and county have a written memorandum of understanding (MOU) for their collections program. The program includes the following activities as reported in the *Collections Reporting Template*:

- Contracts with the Franchise Tax Board’s Court-Ordered Debt (FTB-COD) program;
- Contracts with the Franchise Tax Board’s Interagency Intercept Collections (FTB-IIC) program;
- Contracts with a private debt collector;
- A comprehensive collections program that includes 15 of the 16 collection activity components;
- Internet and credit and debit card payment options; and
- Meets all 25 of the recommended collections best practices (see Attachment 3).

Performance

Based on the financial data reported, the program collected a total of \$10,419,699 from 386,031 total delinquent cases, with collection costs of \$3,339,621. The ending balance of \$177,643,133 in delinquent court-ordered debt represents 355,856 delinquent cases, of which 69,613 were established in the reporting period. As authorized by Government Code sections 25257 through 25259.95, the program discharged delinquent cases deemed uncollectible, with a total value of \$13,546,608 for the reporting period.

These totals include data from the first nine months, October 1, 2015 through June 30, 2016, of the 18-month statewide traffic amnesty program established by Vehicle Code section 42008.8. A total of 5,931 cases participated in the amnesty program during the period and individuals had their balances reduced 50- or 80-percent. In addition, 1,425 individuals’ driver’s licenses were reinstated as a result of the amnesty program. For the nine-month period, \$588,863 was collected by the program with collection costs of \$634,812.

For the reporting period, the program has a 51 percent Gross Recovery Rate (GRR), which exceeds the recommended 34 percent benchmark, and is 14 percentage points more than the prior year. The program’s Success Rate (SR) of 27 percent does not exceed the recommended 31 percent benchmark and is 9 percentage points lower than the prior year.

This report contains information jointly reported by the court and county in the Judicial Council’s *Collections Reporting Template*, under Penal Code section 1463.010.

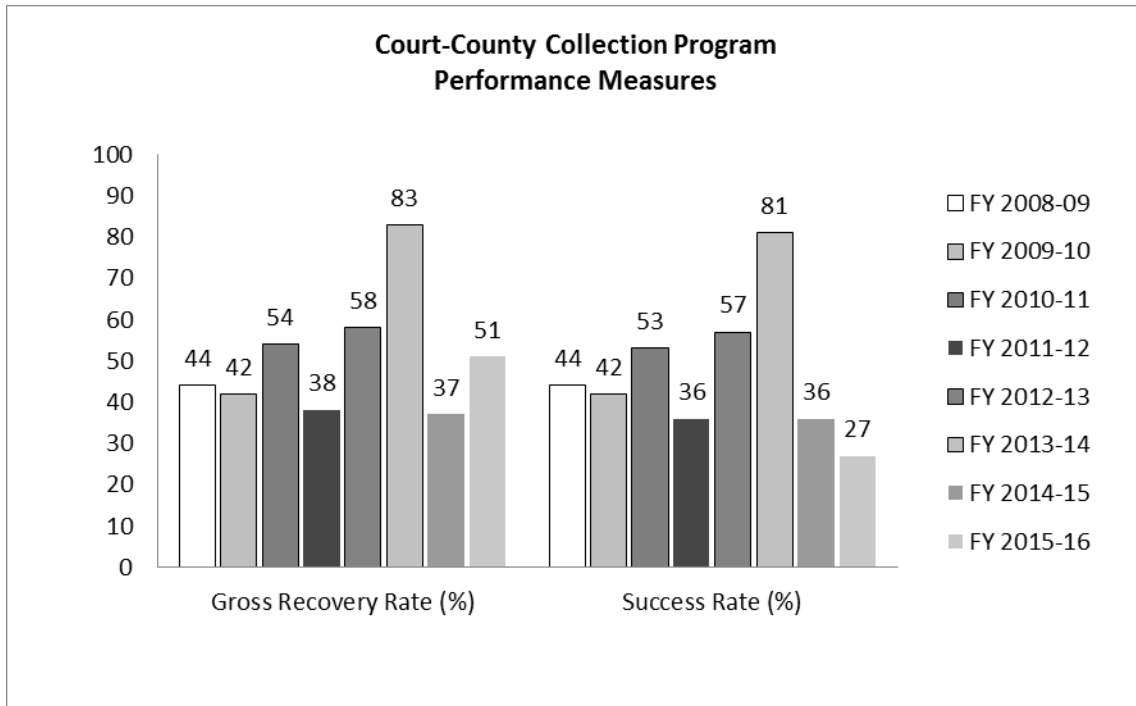
County of Tulare and Superior Court of Tulare County Collections Program
Summary of Fiscal Year 2015–2016 Collections Reporting Template

According to the Tulare collections program, the increases in the Gross Recovery Rate and Success Rate are largely attributed to the courts new case management and being able to track collection cases more accurately. The County program has had continued success with the implementation of taking credit card payments. The program increased their credit card payments by 19% over prior years.

The table below shows the program’s total delinquent revenue collected and the percentage increase or decrease from year to year for the past eight fiscal years:

2008-09	2009-10	2010-11	2011-12	2012-13	2013-14	2014-15	2015-16
\$8,133,503	\$7,756,320	\$9,130,864	\$10,512,071	\$11,005,123	\$9,940,351	\$12,765,303	\$10,419,699
	-4.6%	17.7%	15.1%	4.7%	-9.7%	28.4%	-18.4%

The chart below shows performance measures for the past eight fiscal years:



Note: The FY 2015–2016 GRR and SR were likely increased by balance adjustments to cases participating in the amnesty program. However, performance rates excluding those adjustments are not provided here as programs were not required by statute to report the related adjustments. If you exclude the \$13,546,608 in uncollectible debt that was discharged from accountability for FY 2015–2016, the Gross Recovery Rate is 27 percent and the Success Rate is 20 percent.

This report contains information jointly reported by the court and county in the Judicial Council’s Collections Reporting Template, under Penal Code section 1463.010.

County of Tulare and Superior Court of Tulare County Collections Program
Summary of Fiscal Year 2015–2016 Collections Reporting Template

Footnotes:

¹Population data from State of California, Department of Finance, E-1 City/County Population Estimates and Annual Percent Change—January 1, 2015 and 2016.

²Excludes unfunded judgeships authorized under AB 159 (chap. 722, Stats. 2007). Positions as of June 30, 2016.

³Ending Balance is the value of outstanding delinquent fines, fees, forfeitures, penalties, and assessments in inventory and may include victim restitution and other justice related reimbursements if the reporting program could not separate those balances.

This report contains information jointly reported by the court and county in the Judicial Council's *Collections Reporting Template*, under Penal Code section 1463.010.

County of Tuolumne and Superior Court of Tuolumne County Collections Program
Summary of Fiscal Year 2015–2016 Collections Reporting Template

County Population¹: 54,900

Authorized Judges/Commissioners²: 4/0.8

Total Revenue Collected: \$1,597,028

Total Amount Discharged: \$0

Gross Recovery Rate: 45%

Success Rate: 35%

Ending Balance³: \$33,333,876

Total Amount Adjusted: \$792,561

Program Overview

The collection of delinquent court-ordered debt is a cooperative effort between the Superior Court of Tuolumne County and the County of Tuolumne. The court and county have a written memorandum of understanding (MOU) for their collections program. The program includes the following activities as reported in the *Collections Reporting Template*:

- Contracts with the Franchise Tax Board’s Court-Ordered Debt (FTB-COD) program;
- Contracts with the Franchise Tax Board’s Interagency Intercept Collections (FTB-IIC) program;
- A comprehensive collections program that includes 15 of the 16 collection activity components;
- Internet and credit and debit card payment options; and
- Meets all 25 of the recommended collections best practices (see Attachment 3).

Performance

Based on the financial data reported, the program collected a total of \$1,597,028 from 35,625 total delinquent cases, with collection costs of \$394,756. The ending balance of \$33,333,876 in delinquent court-ordered debt represents 33,555 delinquent cases, of which 4,380 were established in the reporting period. The program did not discharge delinquent debt from accountability for the reporting period.

These totals include data from the first nine months, October 1, 2015 through June 30, 2016, of the 18-month statewide traffic amnesty program established by Vehicle Code section 42008.8. A total of 233 cases participated in the amnesty program during the period and individuals had their balances reduced 50- or 80-percent. In addition, 336 individuals’ driver’s licenses were reinstated as a result of the amnesty program. For the nine-month period, \$36,367 was collected by the program with collection costs of \$23,378.

For the reporting period, the program has a 45 percent Gross Recovery Rate (GRR), which exceeds the recommended 34 percent benchmark, and is 9 percentage points less than the prior year. The program’s Success Rate (SR) of 35 percent meets the recommended 31 percent benchmark and is 9 percentage points lower than the prior year.

According to the Tuolumne collections program, the decreases in the Gross Recovery Rate and Success Rate are largely attributed to the Amnesty program. The inability to violate debtors for defaulting on their payment arrangements. Collection staff, administrative assistants and

This report contains information jointly reported by the court and county in the Judicial Council’s *Collections Reporting Template*, under Penal Code section 1463.010.

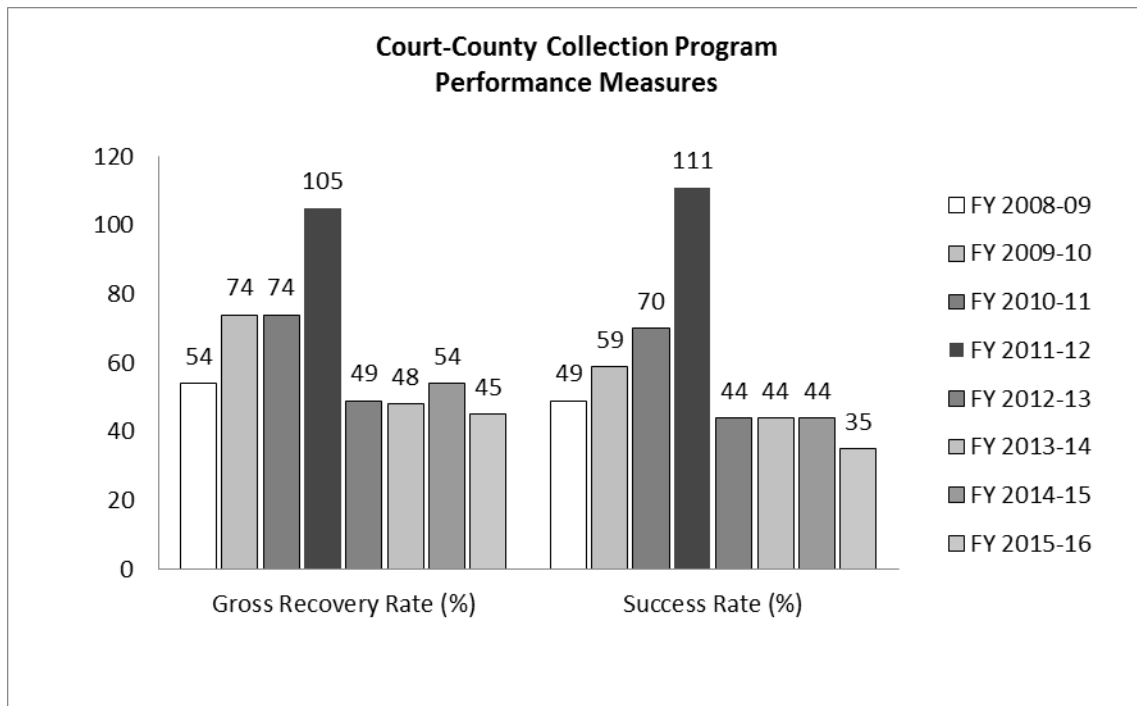
County of Tuolumne and Superior Court of Tuolumne County Collections Program Summary of Fiscal Year 2015–2016 Collections Reporting Template

management spent a considerable amount of time educating the public about the Amnesty program. Collection staff helped debtors fill out forms, researching eligibility and setting up payment arrangements. Due to the amnesty program collection staff were not able to make as many collection calls to debtors. The Driver's License Release Program under the amnesty program stunted the growth of collections because debtors were able to receive their license back with a small monthly payment, rather than paying their debt in full. Credit Reporting also had an effect on collections because we can no longer credit report court ordered debts. Also violations of probation were not being executed in time to have an effect on collecting from the debtors. Because of these reasons, collections were down, collection costs went up and our Gross Recovery Rate and Success Rate has declined compared to previous year rates.

The table below shows the program's total delinquent revenue collected and the percentage increase or decrease from year to year for the past eight fiscal years:

2008-09	2009-10	2010-11	2011-12	2012-13	2013-14	2014-15	2015-16
\$1,372,407	\$1,455,001	\$1,921,594	\$1,543,392	\$1,448,567	\$1,451,698	\$1,683,860	\$1,597,028
	6.0%	32.1%	-19.7%	-6.1%	0.2%	16.0%	-5.2%

The chart below shows performance measures for the past eight fiscal years:



This report contains information jointly reported by the court and county in the Judicial Council's *Collections Reporting Template*, under Penal Code section 1463.010.

County of Tuolumne and Superior Court of Tuolumne County Collections Program
Summary of Fiscal Year 2015–2016 Collections Reporting Template

Note: The FY 2015–2016 GRR and SR were likely increased by balance adjustments to cases participating in the amnesty program. However, performance rates excluding those adjustments are not provided here as programs were not required by statute to report the related adjustments.

Footnotes:

¹Population data from State of California, Department of Finance, E-1 City/County Population Estimates and Annual Percent Change—January 1, 2015 and 2016.

²Excludes unfunded judgeships authorized under AB 159 (chap. 722, Stats. 2007). Positions as of June 30, 2016.

³Ending Balance is the value of outstanding delinquent fines, fees, forfeitures, penalties, and assessments in inventory and may include victim restitution and other justice related reimbursements if the reporting program could not separate those balances.

This report contains information jointly reported by the court and county in the Judicial Council's *Collections Reporting Template*, under Penal Code section 1463.010.

County of Ventura and Superior Court of Ventura County Collections Program
Summary of Fiscal Year 2015–2016 Collections Reporting Template

County Population¹: 856,508

Authorized Judges/Commissioners²: 29/4.0

Total Revenue Collected: \$27,608,599

Total Amount Discharged: \$0

Gross Recovery Rate: 106%

Success Rate: 108%

Ending Balance³: \$158,681,529

Total Amount Adjusted: \$8,389,651

Program Overview

The collection of delinquent court-ordered debt is a cooperative effort between the Superior Court of Ventura County and the County of Ventura. The court and county have a written memorandum of understanding (MOU) for their collections program. The program includes the following activities as reported in the *Collections Reporting Template*:

- Contracts with the Franchise Tax Board’s Court-Ordered Debt (FTB-COD) and Interagency Intercept Collections (FTB-IIC) programs;
- Contracts with five private debt collectors;
- A comprehensive collections program that includes 16 of the 16 collection activity components;
- Internet and credit and debit card payment options; and
- Meets 24 of the 25 recommended collections best practices; the following best practice is currently not being met: 2 (see Attachment 3).

Performance

Based on the financial data reported, the program collected a total of \$27,608,599 from 523,571 total delinquent cases, with collection costs of \$5,521,720. The ending balance of \$158,681,529 in delinquent court-ordered debt represents 437,335 delinquent cases, of which 69,851 were established in the reporting period. The program did not discharge delinquent debt from accountability for the reporting period.

These totals include data from the first nine months, October 1, 2015 through June 30, 2016, of the 18-month statewide traffic amnesty program established by Vehicle Code section 42008.8. A total of 7,059 cases participated in the amnesty program during the period and individuals had their balances reduced 50- or 80-percent. In addition, 5,251 individuals’ driver’s licenses were reinstated as a result of the amnesty program. For the nine-month period, \$2,089,944 was collected by the program with collection costs of \$417,989.

For the reporting period, the program has a 106 percent Gross Recovery Rate (GRR), which exceeds the recommended 34 percent benchmark, and is 99 percentage points less than the prior year. The program’s Success Rate (SR) of 108 percent exceeds the recommended 31 percent benchmark and is 3,853 percentage points lower than the prior year.

According to the Ventura collections program, the decreases in the Gross Recovery Rate and Success Rate are attributable to changes to legislation that no longer requires payment of civil

This report contains information jointly reported by the court and county in the Judicial Council’s *Collections Reporting Template*, under Penal Code section 1463.010.

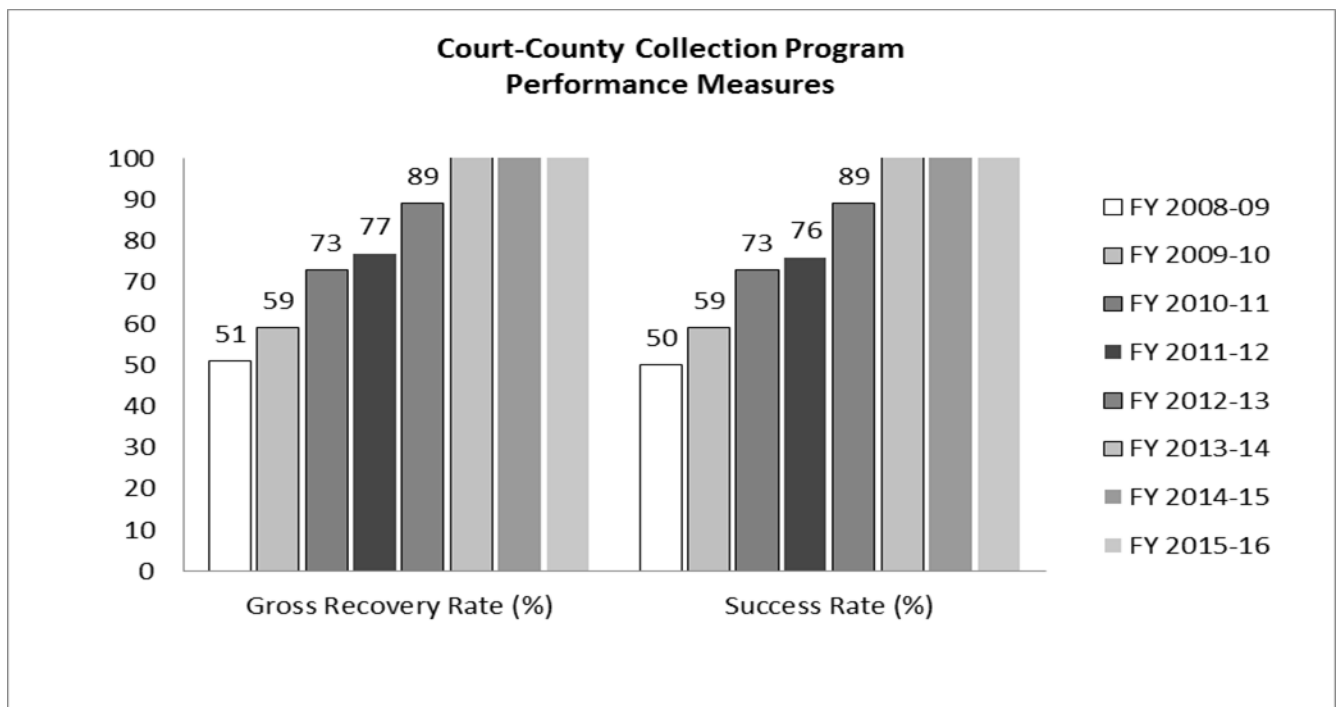
County of Ventura and Superior Court of Ventura County Collections Program
Summary of Fiscal Year 2015–2016 Collections Reporting Template

assessment from individuals who submit request to the court to vacate the civil assessment. In addition, the amnesty program implemented in October 2015 resulted in a decrease in revenue.

The table below shows the program’s total delinquent revenue collected and the percentage increase or decrease from year to year for the past eight fiscal years:

2008-09	2009-10	2010-11	2011-12	2012-13	2013-14	2014-15	2015-16
\$22,213,066	\$23,991,550	\$25,162,632	\$30,046,915	\$28,025,053	\$28,885,715	\$28,301,091	\$27,608,599
	8.0%	4.9%	19.4%	-6.7%	3.1%	-2.0%	-2.4%

The chart below shows performance measures for the past eight fiscal years:



Note: The FY 2015–2016 GRR and SR were likely increased by balance adjustments to cases participating in the amnesty program. However, performance rates excluding those adjustments are not provided here as programs were not required by statute to report the related adjustments.

Footnotes:

- ¹ Population data from State of California, Department of Finance, E-1 City/County Population Estimates and Annual Percent Change—January 1, 2015 and 2016.
- ² Excludes unfunded judgeships authorized under AB 159 (chap. 722, Stats. 2007). Positions as of June 30, 2016.
- ³ Ending Balance is the value of outstanding delinquent fines, fees, forfeitures, penalties, and assessments in inventory and may include victim restitution and other justice related reimbursements if the reporting program could not separate those balances.

This report contains information jointly reported by the court and county in the Judicial Council’s Collections Reporting Template, under Penal Code section 1463.010.

County of Yolo and Superior Court of Yolo County Collections Program
Summary of Fiscal Year 2015–2016 Collections Reporting Template

County Population¹: 214,555

Authorized Judges/Commissioners²: 11/1.4

Total Revenue Collected: \$6,072,003

Total Amount Discharged: \$1,010,138

Gross Recovery Rate: 89%

Success Rate: 79%

Ending Balance³: \$88,790,306

Total Amount Adjusted: \$5,587,664

Program Overview

The collection of delinquent court-ordered debt is a cooperative effort between the Superior Court of Yolo County and the County of Yolo. The court and county have a written memorandum of understanding (MOU) for their collections program. The program includes the following activities as reported in the *Collections Reporting Template*:

- Contracts with the Franchise Tax Board’s Court-Ordered Debt (FTB-COD) program;
- Contracts with the Franchise Tax Board’s Interagency Intercept Collections (FTB-IIC) program;
- Contracts with a private debt collector;
- A comprehensive collections program that includes 15 of the 16 collection activity components;
- Internet and credit and debit card payment options; and
- Meets 24 of the 25 recommended collections best practices; the following best practice is currently not being met: 21 (see Attachment 3).

Performance

Based on the financial data reported, the program collected a total of \$6,072,003 from 34,373 total delinquent cases, with collection costs of \$822,161. The ending balance of \$88,790,306 in delinquent court-ordered debt represents 44,872 delinquent cases, of which 9,084 were established in the reporting period. As authorized by Government Code sections 25257 through 25259.95, the program discharged delinquent cases deemed uncollectible, with a total value of \$1,010,138 for the reporting period.

These totals include data from the first nine months, October 1, 2015 through June 30, 2016, of the 18-month statewide traffic amnesty program established by Vehicle Code section 42008.8. A total of 317 cases participated in the amnesty program during the period and individuals had their balances reduced 50- or 80-percent. In addition, 167 individuals’ driver’s licenses were reinstated as a result of the amnesty program. For the nine-month period, \$45,521 was collected by the program with collection costs of \$7,344.

For the reporting period, the program has an 89 percent Gross Recovery Rate (GRR), which exceeds the recommended 34 percent benchmark, and is 32 percentage points lower than the prior year. The program’s Success Rate (SR) of 79 percent exceeds the recommended 31 percent benchmark and is 81 percentage points lower than the prior year.

This report contains information jointly reported by the court and county in the Judicial Council’s *Collections Reporting Template*, under Penal Code section 1463.010.

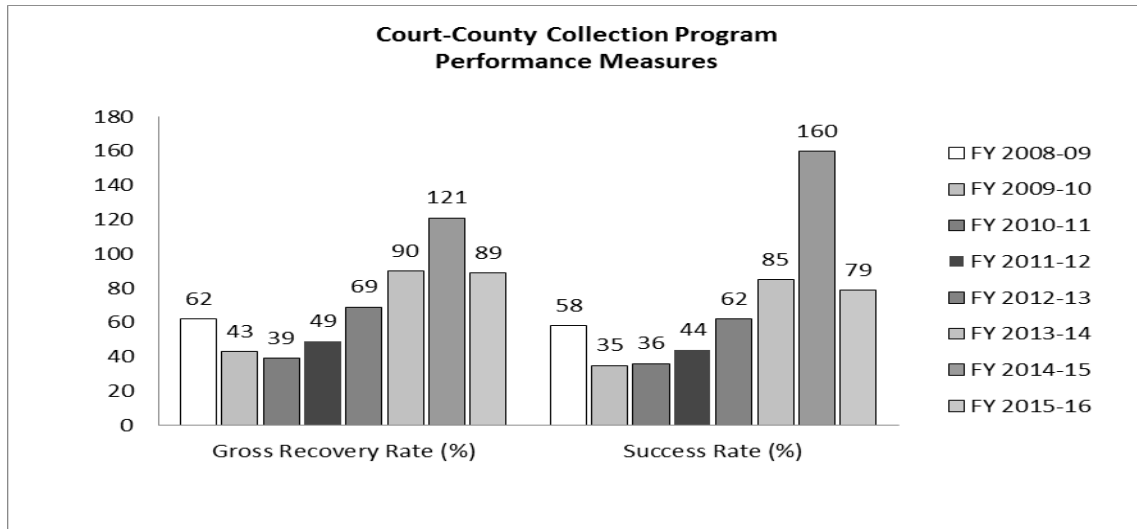
County of Yolo and Superior Court of Yolo County Collections Program
Summary of Fiscal Year 2015–2016 Collections Reporting Template

According to the Yolo collections program, the decreases in the Gross Recovery Rate and Success Rate are largely attributed to the 31% increase in value of new cases compared to the prior year.

The table below shows the program’s total delinquent revenue collected and the percentage increase or decrease from year to year for the past eight fiscal years:

2008-09	2009-10	2010-11	2011-12	2012-13	2013-14	2014-15	2015-16
\$6,618,797	\$6,216,115	\$6,886,807	\$6,848,060	\$6,188,595	\$6,229,260	\$6,094,828	\$6,072,003
	-6.1%	10.8%	-0.6%	-9.6%	0.7%	-2.2%	-0.4%

The chart below shows performance measures for the past eight fiscal years:



Note: The FY 2015–2016 GRR and SR were likely increased by balance adjustments to cases participating in the amnesty program. However, performance rates excluding those adjustments are not provided here as programs were not required by statute to report the related adjustments. If you exclude the \$1,010,138 in uncollectible debt that was discharged from accountability for FY 2015–2016, the Gross Recovery Rate is 82 percent and the Success Rate is 70 percent.

Footnotes:

¹ Population data from State of California, Department of Finance, E-1 City/County Population Estimates and Annual Percent Change—January 1, 2015 and 2016.

² Excludes unfunded judgeships authorized under AB 159 (chap. 722, Stats. 2007). Positions as of June 30, 2016.

³ Ending Balance is the value of outstanding delinquent fines, fees, forfeitures, penalties, and assessments in inventory and may include victim restitution and other justice related reimbursements if the reporting program could not separate those balances.

This report contains information jointly reported by the court and county in the Judicial Council’s Collections Reporting Template, under Penal Code section 1463.010.

County of Yuba and Superior Court of Yuba County Collections Program
Summary of Fiscal Year 2015–2016 Collections Reporting Template

County Population¹: 74,345

Authorized Judges/Commissioners²: 5/0.3

Total Revenue Collected: \$2,222,039

Total Amount Discharged: \$0

Gross Recovery Rate: 85%

Success Rate: 66%

Ending Balance³: \$33,843,589

Total Amount Adjusted: \$4,057,244

Program Overview

The collection of delinquent court-ordered debt is a cooperative effort between the Superior Court of Yuba County and the County of Yuba. The court and county have a written memorandum of understanding (MOU) for their collections program. The program includes the following activities as reported in the *Collections Reporting Template*:

- An MOU with the Superior Court of Shasta County to provide collections services as part of an Intrabranch Collections Services Program;
- Contracts with the Franchise Tax Board's Court-Ordered Debt (FTB-COD) program;
- Contracts with the Franchise Tax Board's Interagency Intercept Collections (FTB-IIC) program;
- Contracts with a private debt collector;
- A comprehensive collections program that includes 16 of the 16 collection activity components;
- Internet and credit and debit card payment options; and
- Meets all 25 of the recommended collections best practices (see Attachment 3).

Performance

Based on the financial data reported, the program collected a total of \$2,222,039 from 43,262 total delinquent cases, with collection costs of \$476,869. The ending balance of \$33,843,589 in delinquent court-ordered debt represents 36,161 delinquent cases, of which 7,737 were established in the reporting period. The program did not discharge delinquent debt from accountability for the reporting period.

These totals include data from the first nine months, October 1, 2015 through June 30, 2016, of the 18-month statewide traffic amnesty program established by Vehicle Code section 42008.8. A total of 861 cases participated in the amnesty program during the period and individuals had their balances reduced 50- or 80-percent. In addition, 325 individuals' driver's licenses were reinstated as a result of the amnesty program. For the nine-month period, \$91,596 was collected by the program with collection costs of \$66,448.

For the reporting period, the program has an 85 percent Gross Recovery Rate (GRR), which exceeds the recommended 34 percent benchmark, and is 15 percentage points more than the prior year. The program's Success Rate (SR) of 66 percent exceeds the recommended 31 percent benchmark and is 10 percentage points higher than the prior year.

This report contains information jointly reported by the court and county in the Judicial Council's *Collections Reporting Template*, under Penal Code section 1463.010.

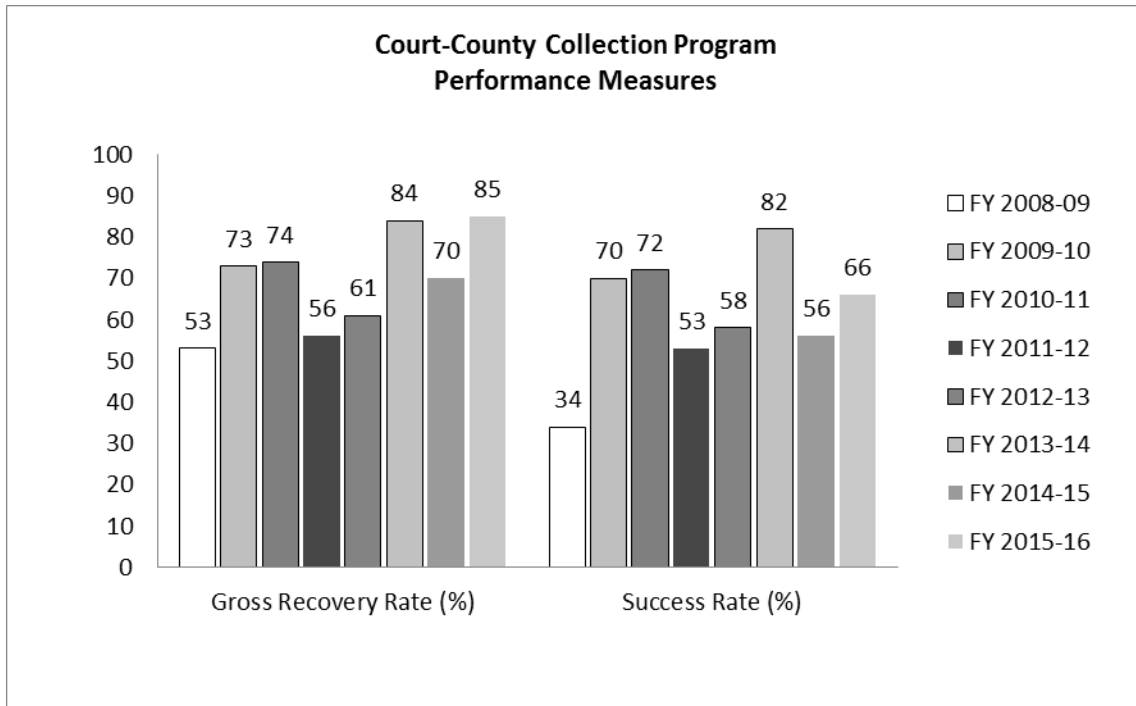
County of Yuba and Superior Court of Yuba County Collections Program
Summary of Fiscal Year 2015–2016 Collections Reporting Template

According to the Yuba collections program, the increases in the Gross Recovery Rate and Success Rate are largely attributed to one-time adjustments due to conversion issues while moving to a new case management system. While the amounts due have not changed, the reporting methodology did.

The table below shows the program’s total delinquent revenue collected and the percentage increase or decrease from year to year for the past eight fiscal years:

2008-09	2009-10	2010-11	2011-12	2012-13	2013-14	2014-15	2015-16
\$2,506,656	\$2,883,468	\$3,256,319	\$3,377,640	\$3,212,162	\$906,142	\$2,729,257	\$2,222,039
	15.0%	12.9%	3.7%	-4.9%	-71.8%	201.2%	-18.6%

The chart below shows performance measures for the past eight fiscal years:



Note: The FY 2015–2016 GRR and SR were likely increased by balance adjustments to cases participating in the amnesty program. However, performance rates excluding those adjustments are not provided here as programs were not required by statute to report the related adjustments.

Footnotes:

¹Population data from State of California, Department of Finance, E-1 City/County Population Estimates and Annual Percent Change—January 1, 2015 and 2016.

²Excludes unfunded judgeships authorized under AB 159 (chap. 722, Stats. 2007). Positions as of June 30, 2016.

This report contains information jointly reported by the court and county in the Judicial Council’s Collections Reporting Template, under Penal Code section 1463.010.

County of Yuba and Superior Court of Yuba County Collections Program
Summary of Fiscal Year 2015–2016 Collections Reporting Template

³Ending Balance is the value of outstanding delinquent fines, fees, forfeitures, penalties, and assessments in inventory and may include victim restitution and other justice related reimbursements if the reporting program could not separate those balances.

This report contains information jointly reported by the court and county in the Judicial Council's *Collections Reporting Template*, under Penal Code section 1463.010.

Collections Reporting Template Instructions

1. About the Collections Reporting Template

Under Penal Code section 1463.010, each superior court and county shall jointly submit information to the Judicial Council in a reporting template on or before September 1, on an annual basis. . The Judicial Council is required to review the effectiveness of the cooperative superior court and county collection programs based on council-established performance measures and benchmarks and report to the Legislature about which court or county is following best practices, the performance of each collection program, and any changes to improve performance of collection programs on a statewide basis.

The following worksheets must be completed and submitted to the Judicial Council as part of the Collections Reporting Template:

- Contact and Other Information
- Program Report
- Performance Report
- Annual Financial Report

2. Due Date

The Collections Reporting Template is due annually on or before September 1.

3. Reporting Period

The Collections Reporting Template should be completed for the period of July 1 through June 30.

4. What Should Be Reported

The following should be reported in the Collections Reporting Template:

- All delinquent court-ordered fines, fees, forfeitures, penalties, and assessments, victim restitution, and other criminal justice reimbursements imposed by law or court order in criminal (infraction, misdemeanor, and felony) cases, including juvenile delinquency cases. Report all revenues generated by each collection program (e.g., court, county, private agency, Franchise Tax Board (FTB), intra-branch, or other program).
- All revenues generated from non-delinquent cases.
- All court-ordered debt due to the state, county, city, local government entities, and other parties for which the court or county is collecting either directly or through a collection agency.
- The beginning and ending value and number of cases as well as those established, referred, and/or transferred during the reporting period.

Fees collected in non-criminal cases (e.g., civil, probate, family, mental health, and juvenile dependency) should not be reported in the template.

5. **Worksheet 1: Contact and Other Information**

In addition to basic contact information, this worksheet captures program information including identifying which Penal Code section 1463.007 components are currently being used to meet the criteria of a comprehensive collection program. Programs should respond to the questions as they pertain to each collection program (e.g., court, county, private agency, FTB, or intra-branch program). A court or county collection program that has entered into a contract with another court or county for collection services should report the components used by the collecting entity under the intra-branch-program column. Information is also collected on aspects of the court's civil assessment program.

6. **Worksheet 2: Program Report**

Programs should provide a description of any changes to collections during the reporting period in the Program Report worksheet, describe the extent to which they are meeting the Judicial Council–approved Collections Best Practices, and identify any obstacles or problems that prevent the program from meeting the best practices. Programs may indicate areas in which training, assistance, or additional information, is necessary in the collection-related topics that are listed in the bottom section. If additional space is required, please submit the information as an attachment in Microsoft Word format.

7. **Worksheet 3: Performance Report**

Programs should provide a summary of the collection program's performance during the reporting period. If additional space is required, please submit the information as an attachment in Microsoft Word format.

8. **Worksheet 4: Annual Financial Report**

The Annual Financial Report worksheet captures the total revenue collected, court-ordered adjustments, discharged debt, and cost of collections as well as qualitative information about the data reported. Note: this worksheet is protected and data entry is permitted only in unshaded cells. (Refer to sections that follow for instructions on how to complete this worksheet.)

Rows 3–9, Fines, Fees, Forfeitures, Penalties, and Assessments

For each collection program, enter all transactions, adjustments, and discharged debt that occurred during the reporting period as well as qualitative information about the data reported. Include in this worksheet all collections activity by each collection program.

- In row 3, report only non-delinquent gross revenue collected (e.g., traffic bail forfeitures, forthwith payments, accounts receivable, and payment plans for non-delinquent debt).
- In rows 4–9, report the number and value of cases established, referred, and/or transferred during the reporting period, gross revenue collected, cost of collections, adjustments, and discharges of accountability on delinquent matters only.
- In row 8, report revenue collected by an intra-branch program. A court or county that refers delinquent cases to another court or county for collection services should report information in rows 8, 28, 43, and 54 of the Annual Financial Report, as appropriate.

- In rows 9, 29, 44, and 55, enter amounts that cannot be broken out or attributed to a single collection program (e.g., court, county, private agency, FTB, or an intra-branch program). Revenue collected by the Franchise Tax Board's Interagency Intercept Collection (FTB-IIC) program or the Department of Motor Vehicles, should be reported in row 9, column D.

Column B: Number of Cases Established/ Referred/ Transferred in Period

Enter the total net number of new cases established, initially referred, or transferred to each respective collection program within the reporting period. Cases that were previously established, but never referred or transferred to collections, are considered new cases and should be reported in column B as well.

Column C: Value of Cases Established/ Referred/ Transferred in the Reporting Period

Enter the total net value of new cases identified in column B that were established, referred, or transferred during the reporting period. Debt established and/or referred to a program in prior reporting periods should be excluded. Debt balances transferred or returned from one collection program to another should be included in column C.

Column D: Gross Revenue Collected During the Period

Enter the total amount of delinquent revenue collected by each collection program during the reporting period and from all outstanding debt (case inventory). As noted above, in row 3, include non-delinquent traffic bail forfeitures, forthwith payments, accounts receivable, and current payment plans.

Column E: Cost of Collections

Enter as a negative number the cost of collections allowable for recovery under Penal Code section 1463.007.

Column F: Adjustments

Enter the total dollar value of suspensions, alternative payments, dismissals, or other non-cash adjustments that occurred during the period. This should be entered as a positive number if the net effect is to reduce the amount of debt outstanding or a negative (–) number if the net effect is to increase the amount of debt outstanding. For example, charges for a bad check would be entered as a negative (–) dollar amount, as this would increase the amount of debt outstanding.

Column G: Discharge from Accountability

Enter the total dollar value of discharged accounts, under Government Code sections 25257 through sections 25259.95 that occurred during the reporting period. This should be entered as a positive number as the net effect is to reduce the amount of debt outstanding.

For example, if a \$600 debt being collected by the county is discharged, +\$600 would be entered in column G, row 5.

Rows 11–23, Quality Checklist

Review each quality criterion and check the box to attest that the data supplied conforms to the specification. Do not check the box if the information provided does not conform to the quality criterion. The Quality Checklist should be used to double-check the accuracy of information provided in the Annual Financial Report of this Collections Reporting Template. For boxes left unchecked, provide an explanation in the Program Report worksheet.

Rows 24–29, Beginning and Ending Balances: Fines, Fees, Forfeitures, Penalties, and Assessments

The Beginning and Ending Balances section should include the number and value of cases of all delinquent outstanding debt (case inventory). For each program type, enter the number of cases in columns H and K and the value of cases in columns I and L. If you cannot provide information by program type, please report in “Other” (row 29).

Column H, Number of Cases—Beginning Balance

Enter the total number of cases at the beginning of the period. The number should be the same as the number of cases at the end of the prior reporting period. Any variance should be reported and explained in the Program Report worksheet.

Column I, Value of Cases—Beginning Balance

Enter the total value of cases at the beginning of the period. This data represents the ending balance reported by the court/county for the prior reporting period. Any variance should be reported and explained in the Program Report worksheet.

Column J, Change in Value

Column J is the value of column C in rows 4 through 9 less the amounts shown in columns D, F, and G (this field is formula-driven, so no separate calculation or entry is required).

Column K, Number of Cases—Ending Balance

Enter the total number of cases at the end of the current reporting period for each program.

Column L, Value of Cases—Ending Balance

Enter the total net value of cases at the end of the reporting period for each program. The ending balance is the value of cases at the beginning of the current reporting period plus the change in value reported for the period in Column J.

Column M, Error Messages

This data field displays “Out of Balance” if the ending balance does not equal the beginning balance plus the sum of transactions that occurred during the period. For example:

- If the beginning balance for the County Collection Program in column I, row 25 is \$10,000,000; and

- The total value of cases established/referred/transferred in column C, row 5 is \$3,000,000; and
- The gross revenue collected in column D, row 5 is \$2,000,000; and
- The value of adjustments in column F, row 5 is \$250,000, and
- The value of discharged debt in column G, row 5 is \$250,000;
- Then the ending balance reported in column L, row 25 should be \$10,500,000, because

$$\$10,000,000 + \$3,000,000 - \$2,000,000 - \$250,000 - \$250,000 = \$10,500,000.$$

If the ending balance in column L reconciles to the program's case management and/or accounting system, but does not reconcile to the information you input in columns C, D, F, G, and I, explain the "Error Message" in the Program Report worksheet.

Rows 31–37, Quality Checklist

Review each quality criterion and check the box to attest that the data supplied conforms to the specification. Do not check the box if the data supplied does not conform to a particular quality criterion. The Quality Checklist should be used to double-check that the Annual Financial Report of this Collections Reporting Template is filled out correctly. For boxes left unchecked, provide an explanation in the Program Report worksheet.

Rows 38–44, Victim Restitution and Other Justice-Related Reimbursements

Enter transactions or adjustments that occurred during the reporting period including restitution owed to a victim by court order under Penal Code section 1202.4(f) and other justice-related fees not reported in rows 3-9.

Column N: Number of Cases Established/ Referred/ Transferred in Period

Enter the total net number of new cases established, initially referred, or transferred to each respective collection program within the reporting period. Cases that were previously established, but never referred to collections, are considered *new* cases and should be reported in column N.

Column O: Value of Cases Established/ Referred/ Transferred in the Reporting Period

Enter the total net value of new cases identified in column N that were established, referred, or transferred during the reporting period. Debt established and/or referred to a program in prior reporting periods should be excluded. Debt balances transferred or returned from one collection program to another should be included in column O. (See example on use of column O on Page 3, Column C: Value of Cases Established or Referred in the Reporting Period.)

Rows 46–49, Quality Checklist

Confirm that the data reported complies with the stated specification. For boxes left unchecked, explain in the Program Report worksheet.

Rows 50–55: Beginning and Ending Balances: Victim Restitution and Other Justice-Related Reimbursements:

The Beginning and Ending Balance sections should include the number and value of cases of all delinquent outstanding debt (case inventory). In addition to restitution, debt balance may include other criminal justice–related fees not reported in rows 24–29.

- Instructions are the same as those for rows 24–29, except for the type of debt reported.
- The ending balance in column W should equal the beginning balance in column U plus the sum of transactions shown in column S ($S = O - P - Q - R$).

Column X

Enter a brief description of the debt reported in Column P of this worksheet. If the description is lengthy, include it in the Performance Report worksheet.

Row 57, Quality Checklist

Confirm that the reported data complies with the stated specifications.

Rows 58–59, Collections Metrics for Fines, Fees, Forfeitures, Penalties, and Assessments

These are self-populating calculated fields and no entry is required. The numbers provide a quantitative explanation of aggregate collections performance for delinquent debt.

Rows 60–61, Error/Warning Messages

These rows are blank unless errors or potential errors are detected in the worksheet. If error messages are present, please correct the identified error.

9. Signature Block

Print the names, dates, and job titles of as well as obtain the authorized signatures from the court representative *and* county representative on the Annual Financial Report worksheet.

10. Submitting the Collections Reporting Template

After you have completed the Collections Reporting Template:

- Print all completed worksheets in the Collections Reporting Template;
- Obtain the authorized court representative *and* county representative signatures;
- Fax or mail the original signed report to the Judicial Council Finance’s Funds and Revenues Unit; and
- E-mail all worksheets listed in section 1 to collections@jud.ca.gov.

Contact Information

Judicial Council of California
 Finance, Funds and Revenues Unit
 2255 North Ontario Street, Suite 220
 Burbank, California 91504-3188

Phone: 818-558-3081 Fax: 818-558-3112
E-mail: collections@jud.ca.gov

If You Have Questions

If you have any questions about the Collections Reporting Template, please contact the Judicial Council Finance's Funds and Revenues Unit at 818-558-3081 or collections@jud.ca.gov.

Collections Reporting Template Glossary

Accounts Receivable (A/R): An accounts receivable is a set of account receivables if paid in installments, pursuant to Penal Code section 1205(d) or that are not paid forthwith.

Adjustments: An adjustment is any change in the total of debt due after the initial determination of the amount of outstanding delinquent debt. Non-cash adjustments include the suspension of all or a portion of bail, fines, fees, penalties, forfeitures, or assessments. Alternative payments may include community service in lieu of a fine; dismissals include dismissing all or a portion of the debt. Cash adjustments include fees added for payment by an insufficient funds check (NSF) or a correction to the initial assessment amount. The imposition of a civil assessment is not considered an adjustment.

Alternative Sentence: This refers to a different option for resolving court-ordered debt, such as community service in lieu of bail or fines, designed for an individual who demonstrates an inability to pay.

Case: For the purposes of the Collections Reporting Template, a case is a set of official court documents filed in connection with an infraction, misdemeanor, or felony violation.

Community Service: This refers to the hours of service that are converted to a monetary value and applied to the fines, fees, forfeitures, penalties, and assessments and reduce the imposed amount.

Comprehensive Collection Program: A program that collects eligible delinquent court-ordered fines, fees, forfeitures, penalties, and assessments on infraction, misdemeanor, and felony cases, as authorized by Penal Code section 1463.007.

Continuance: A continuance is the postponement of a hearing, trial, or other scheduled court proceeding at the request of either or both parties in a court dispute, or by the judge. For purposes of the Collections Reporting Template, a continuance is the postponement, stay, or withholding of payment under certain conditions for a temporary period of time.

Cost of Collections: The costs of operating a collections program that are allowed to be offset against collected delinquent revenues prior to distribution under Penal Code section 1463.007.

County Collection Program: A collection program administered by the county.

Court Collection Program: A collection program administered by the local superior court.

Delinquent Account: A delinquent account results when an individual has not appeared in court as promised or has not complied with a court order for payment of fines, fees, penalties, forfeitures, and assessments or with the terms and conditions of a payment plan or accounts

receivable (A/R) plan. Once the debt becomes delinquent, it continues to be delinquent and may be subject to collection by a comprehensive collection program.

Discharged Account: An account that has been deemed uncollectible and discharged from accountability. The actual discharge is based on established criteria by an authorized body, pursuant to Government Code sections 25257–25259.95.

Dismissal: A judgment that disposes a matter in a case. For the purposes of the Collections Reporting Template, this term refers to a criminal action dropped without settling the involved issues. The initial court-ordered debt no longer exists.

Enhanced Collections: Enhanced collections are non-forthwith collection activities related to enhancing collection programs where costs are incurred and paid directly by or reimbursed by the county, and are not cost recoverable. These collections are also included in the Collections Reporting Template.

Forthwith Payments: Full payment of court-ordered fines, fees, forfeitures, penalties, and assessments on or before the due date. Installment and accounts receivable plans are not forthwith payments.

Franchise Tax Board Court-Ordered Debt (FTB-COD) Program: The Franchise Tax Board collection program authorized under Revenue and Taxation Code section 19280.

Franchise Tax Board Interagency Intercept Collections (FTB-IIC) Program: A program of the Franchise Tax Board authorized by Government Code section 12419.10(a)(1) to collect court-ordered fines, fees, forfeitures, assessments, and penalties from Franchise Tax Board refunds, unclaimed property, or California State Lottery winnings.

Gross Revenue Collected: Monies collected toward the satisfaction of a court-ordered debt by collection programs prior to any reductions.

Installment Payment: A scheduled payment agreed upon by the defendant and the court or county collection program, as established in Penal Code section 1205(d).

Intra-branch Program: An Intra-branch Program is a court or a county collection service provided under a written Memorandum of Understanding (MOU) to another court or county.

Net Revenue: Gross revenue collected less any reductions (i.e., allowable cost offsets pursuant to Penal Code section 1463.007).

Non-delinquent Collections: All non-delinquent revenue collected during the reporting period, including bail forfeitures, forthwith payments, and current payments made on accounts receivables and installment payment plans; recorded on row 3, column D of the Annual Financial Report worksheet.

Other Justice-Related Reimbursements: Monies owed to entities other than state, counties, cities, or local governments, such restitution to a victim.

“Other” Program: This refers to the “Other” row, row 9, of the Annual Financial Report worksheet and captures revenue that cannot be broken out or attributed to a single collecting entity (e.g., court, county, private agency, the FTB or an Intra-branch Program). Any amount reported on this row should be explained in the Program Report worksheet.

Penal Code section 1463.007: This statute specifies the criteria for a comprehensive collection program and allows the county and/or court to deduct, and deposit in the county treasury or trial court operations fund, the cost of operating a comprehensive collection program prior to distributing revenues to other governmental entities.

Private Agency: A private entity employed or contracted to collect court-ordered fines, fees, forfeitures, assessments, and penalties.

Referral: A referral is a newly established delinquent court-ordered debt submitted to a collection program during the reporting period.

Suspensions: Amounts that are reduced or eliminated as a result of a judicial order.

Value of Cases: The value of a case is the amount of court-ordered debt that is owed and is deemed collectible. For closed cases, the value is the sum of (gross) debt collected, dismissals, alternative payments, suspensions, and discharged accounts.

Victim Restitution: Victim restitution is an amount that is owed to a victim who incurs any economic loss as a result of a crime and that is payable directly from a defendant convicted of the crime as a condition of probation; see Penal Code section 1202.4(f). The restitution fine under Penal Code section 1202.4(b) is also court-ordered, but is not paid directly to the victim.

Collections Reporting Template

Contact and Other Information

1	Court/County	SELECT COURT/COUNTY ▼
2	Court Contact:	
3	Telephone Number:	
4	E-mail Address:	
5	County Contact:	
6	Telephone Number:	
7	E-mail Address:	

8	List Collection Agencies or Programs, Used by order in which debt is referred:	1.	None ▼
9		2.	None ▼
10		3.	None ▼
		4.	None ▼
		5.	None ▼

11	Does your court/county have a comprehensive collections program pursuant to Penal Code 1463.007?					Select Y or N ▼
12	Which of the comprehensive collection program components, pursuant to Penal Code 1463.007, does your court/county currently use? If you indicated YES to question #11, you must check all in section I and at least 5 components in section II.	Components used by Court	Components used by County	Components used by Private Agency	Components used by FTB	Components used by Intra-branch
I.	a. Attempts telephone contact with delinquent debtors for whom the program has a phone number to inform them of their delinquent status and payment options.	<input type="checkbox"/>	<input type="checkbox"/>	<input type="checkbox"/>	<input type="checkbox"/>	<input type="checkbox"/>
	b. Notifies delinquent debtors for whom the program has an address in writing of their outstanding obligation within 95 days of delinquency.	<input type="checkbox"/>	<input type="checkbox"/>	<input type="checkbox"/>	<input type="checkbox"/>	<input type="checkbox"/>
	c. Generates internal monthly reports to track collections data, such as age of debt and delinquent amounts outstanding.	<input type="checkbox"/>	<input type="checkbox"/>	<input type="checkbox"/>	<input type="checkbox"/>	<input type="checkbox"/>
	d. Uses Department of Motor Vehicles information to locate delinquent debtors.	<input type="checkbox"/>	<input type="checkbox"/>	<input type="checkbox"/>	<input type="checkbox"/>	<input type="checkbox"/>
	e. Accepts payment of delinquent debt by credit card.	<input type="checkbox"/>	<input type="checkbox"/>	<input type="checkbox"/>	<input type="checkbox"/>	<input type="checkbox"/>
II.	a. Sends delinquent debt to the Franchise Tax Board's Court-Ordered Debt Collections Program.	<input type="checkbox"/>	<input type="checkbox"/>	<input type="checkbox"/>	<input type="checkbox"/>	<input type="checkbox"/>
	b. Sends delinquent debt to the Franchise Tax Board's Interagency Intercept Collections Program.	<input type="checkbox"/>	<input type="checkbox"/>	<input type="checkbox"/>	<input type="checkbox"/>	<input type="checkbox"/>
	c. Initiates driver's license suspension or hold actions when appropriate.	<input type="checkbox"/>	<input type="checkbox"/>	<input type="checkbox"/>	<input type="checkbox"/>	<input type="checkbox"/>
	d. Contracts with one or more private debt collectors to collect delinquent debt.	<input type="checkbox"/>	<input type="checkbox"/>	<input type="checkbox"/>	<input type="checkbox"/>	<input type="checkbox"/>
	e. Sends monthly bills or account statements to all delinquent debtors.	<input type="checkbox"/>	<input type="checkbox"/>	<input type="checkbox"/>	<input type="checkbox"/>	<input type="checkbox"/>
	f. Contracts with local, regional, state, or national skip tracing or locator resources or services to locate delinquent debtors.	<input type="checkbox"/>	<input type="checkbox"/>	<input type="checkbox"/>	<input type="checkbox"/>	<input type="checkbox"/>
	g. Coordinates with the probation department to locate debtors who may be on formal or informal probation.	<input type="checkbox"/>	<input type="checkbox"/>	<input type="checkbox"/>	<input type="checkbox"/>	<input type="checkbox"/>
	h. Uses Employment Development Department employment and wage information to collect delinquent debt.	<input type="checkbox"/>	<input type="checkbox"/>	<input type="checkbox"/>	<input type="checkbox"/>	<input type="checkbox"/>
	i. Establishes wage and bank account garnishments where appropriate.	<input type="checkbox"/>	<input type="checkbox"/>	<input type="checkbox"/>	<input type="checkbox"/>	<input type="checkbox"/>
	j. Places liens on real property owned by delinquent debtors when appropriate.	<input type="checkbox"/>	<input type="checkbox"/>	<input type="checkbox"/>	<input type="checkbox"/>	<input type="checkbox"/>
	k. Uses an automated dialer or automatic call distribution system to manage telephone calls.	<input type="checkbox"/>	<input type="checkbox"/>	<input type="checkbox"/>	<input type="checkbox"/>	<input type="checkbox"/>

13	Does the court impose a civil assessment for failure to appear on infraction cases?	Select Y or N ▼
14	Does the court impose civil assessment for failure to pay on infraction cases?	Select Y or N ▼
15	Does the court impose a civil assessment for failure to pay on misdemeanor cases?	Select Y or N ▼
16	Does the court impose a civil assessment for failure to pay on felony cases?	Select Y or N ▼
17	Does the court impose a civil assessment on any other case type? If yes, explain in the Program Report worksheet.	Select Y or N ▼
18	Collection program to which the majority of delinquent debt is initially referred.	None ▼

Collections Reporting Template

Program Report

Select court/county (see Contact Information worksheet #1)

Use the space below to describe your collection program.

Describe the extent to which your collection program is meeting the Judicial Council approved Collections Best Practices and identify any obstacles or problems that prevent the collections program from meeting those objectives. In the description please identify which of the twenty-five (25) Best Practices your collection program has not been implemented. Also, identify any new or additional practices that have improved your collections program.

Type here.

Please identify areas in collections (check all that apply) in which program staff would like to receive training, assistance, or additional information.

- | | | |
|---|--|--|
| <input type="checkbox"/> Civil Assessment | <input type="checkbox"/> Revenue Distribution | <input type="checkbox"/> Private Collection Vendor Selection |
| <input type="checkbox"/> Cost Recovery | <input type="checkbox"/> Discharge from Accountability | <input type="checkbox"/> Other Collections-Related Issues |

Additional comments:

Performance Report

Select court/county (see Contact Information worksheet #1)
Use the space below to discuss your collection program.

Please provide any comments on your Gross Recovery Rate or Success Rate.

Type here.

Additional operational information about your collection program for this Reporting Period.

Type here.

Annual Financial Report

SELECT COURT/COUNTY

REPORTING PERIOD			
Row	Program	Reporting Period	Col. A
1	Beginning Date	01-Jul-12	First day of Reporting Period
2	Ending Date	30-Jun-13	Last day of Reporting Period

FINES, FEES, FORFEITURES, PENALTIES AND ASSESSMENTS							
Row	Program	Number of Cases Established/Referred/Transferred in Period	Value of Cases Established/Referred/Transferred in Period	Gross Revenue Collected During the Period	Cost of Collections (pursuant to Penal Code 1463.007)	Adjustments	Discharge from Accountability
		Col. B	Col. C	Col. D	Col. E	Col. F	Col. G
3	Non-Delinquent Collections						
4	Court Collection Program						
5	County Collection Program						
6	Private Agency						
7	FTB Court-Ordered Debt						
8	Intra-branch Program						
9	Other						
10	Total	-	-	-	-	-	-

Row	Quality Checklist	Quality Criteria
11	<input type="checkbox"/>	Rows 3-9 include all fines, fees, forfeitures, penalties, and assessments except victim restitution and other justice related fees (see Row 46 for more information).
12	<input type="checkbox"/>	Rows 3-9 include traffic, criminal, and juvenile delinquency case types.
13	<input type="checkbox"/>	Rows 3-9 include infractions, misdemeanors and felonies.
14	<input type="checkbox"/>	Row 3 includes all collections for cases that were paid in full on or before the due date, or current installment or accounts receivable (A/R) payment plan.
15	<input type="checkbox"/>	Row, 3, Column D, includes all revenue collected for non-delinquent infraction, misdemeanor and felony cases.
16	<input type="checkbox"/>	Rows 3-9 include cases referred/established, revenue collected, adjustments, or discharges posted during the reporting period.
17	<input type="checkbox"/>	Rows 4-9, Columns B and C, represents new debt established or referred to collection programs.
18	<input type="checkbox"/>	Column C also includes debt that is transferred or returned from one collection program to another during the reporting period.
19	<input type="checkbox"/>	Rows 4-9 include all cases that were not paid in full on or before the due date.
20	<input type="checkbox"/>	Rows 4-9, Column D includes all monies received towards the satisfaction of delinquent court-ordered debts.
21	<input type="checkbox"/>	Column E includes the cost of collections that, pursuant to PC 1463.007, is allowable to offset revenue prior to distribution to other governmental entities. Cost of collections is entered in Column E as a negative number unless posting a reversal.
22	<input type="checkbox"/>	Value reported in Column F includes all court-ordered suspensions, alternative sentences, dismissals, or other non-cash adjustments that decrease or increase the amount outstanding for individual debt items.
23	<input type="checkbox"/>	Value reported in Column G includes all debt deemed uncollectible that has been discharged, per Government Code section 25257-25259.95.

FINES, FEES, FORFEITURES, PENALTIES AND ASSESSMENTS: BEGINNING AND ENDING BALANCES							
Row	Program	Number of Cases - Beginning Balance	Value of Cases - Beginning Balance	Change in Value (from above)	Number of Cases - Ending Balance	Value of Cases - Ending Balance	Error Messages
		Col. H	Col. I	Col. J	Col. K	Col. L	Col. M
24	Court Collection Program			-			
25	County Collection Program			-			
26	Private Agency			-			
27	FTB Court-Ordered Debt			-			
28	Intra-branch Program			-			
29	Other			-			
30	Total	-	-	-	-	-	

Row	Quality Checklist	Quality Criteria
31	<input type="checkbox"/>	Rows 24-29 include fines, fees, forfeitures, penalties, and assessments except victim restitution and other justice related fees.
32	<input type="checkbox"/>	Rows 24-29 include cases that have been referred to a collection program.
33	<input type="checkbox"/>	Columns I and L includes traffic, criminal, and juvenile delinquency case types.
34	<input type="checkbox"/>	Number of cases and value reported in Columns I and L reconcile to figures reported from underlying systems and vendors.
35	<input type="checkbox"/>	Number of cases and value reported in columns H and I match ending value reported in prior year.
36	<input type="checkbox"/>	Value of cases at end of period (Column L) balances to value of cases at beginning of period (Column I), plus change in value reported in Column J (which is the sum of Column C less the amounts shown in Columns D, F, and G).
37	<input type="checkbox"/>	No error messages shown in Column M. Note: An error message in Column M indicates that the beginning balance in Column I, plus the value of transactions reported in Column J (J = C- D - F- G) does not equal the ending balance reported in Column L.

Annual Financial Report

VICTIM RESTITUTION AND OTHER JUSTICE RELATED REIMBURSEMENTS							
		Number of Cases Established/ Referred/ Transferred in Period	Value of Cases Established/ Referred/ Transferred in Period	Gross Revenue Collected During the Period	Adjustments	Victim Restitution (PC1202.4 (f))	Change in Value
Row	Program	Col. N	Col. O	Col. P	Col. Q	Col. R	Col. S
38	Non-Delinquent Collections						
39	Court Collection Program						-
40	County Collection Program						-
41	Private Agency						-
42	FTB Court-Ordered Debt						-
43	Intra-branch Program						-
44	Other						-
45	Total	-	-	-	-	-	-

Row	Quality Checklist	Quality Criteria
46	<input type="checkbox"/>	Rows 38-44 include victim restitution and other justice related fees owed to other entities that were not included in Rows 4-9.
47	<input type="checkbox"/>	Rows 38-44 include only cases referred/established, revenue collected, or adjustment posted during the reporting period.
48	<input type="checkbox"/>	Column P includes gross revenue collected on other justice related fees and should be entered as a positive number unless posting reversal. Adjustments in Column Q are entered as a positive number if it causes the outstanding balance to decrease or as a negative number if it causes the outstanding balance to increase.
49	<input type="checkbox"/>	Column R includes revenue collected on restitution owed to a victim by court order under Penal Code section 1202.4 (f).

VICTIM RESTITUTION AND OTHER JUSTICE RELATED REIMBURSEMENTS: BEGINNING AND ENDING BALANCES							
		Number of Cases - Beginning Balance	Value of Cases - Beginning Balance	Number of Cases - Ending Balance	Value of Cases - Ending Balance	Description of Items Included	Error Messages
Row	Program	Col. T	Col. U	Col. V	Col. W	Col. X	Col. Y
50	Court Collection Program						
51	County Collection Program						
52	Private Agency						
53	FTB Court-Ordered Debt						
54	Intra-branch Program						
55	Other						
56	Total	-	-	-	-		

Row	Quality Checklist	Quality Criteria
57	<input type="checkbox"/>	Rows 50-55 include any victim restitution and other justice related fees owed to other entities that were not included in rows 24-29.

COLLECTIONS METRICS FOR FINES, FEES, FORFEITURES, PENALTIES AND ASSESSMENTS				
	Metric	Current Performance	Formula	Definition
Row	Col. Z	Col. AA	Col. AB	Col. AC
58	Gross Recovery Rate		$\frac{\text{Collections} + \text{Adjustments} + \text{Discharges}}{\text{Referrals}}$	Measures a collection program's ability to resolve delinquent court-ordered debt, including alternative sentences, community service, suspended sentences and discharges.
59	Success Rate		$\frac{\text{Collections}}{\text{Referrals} - \text{Adjustments} - \text{Discharges}}$	Measures the amount of revenue collected on delinquent court-ordered debt based on total delinquent accounts referred after adjustments and discharges, including NSF checks.

ERROR/WARNING MESSAGES	
60	
61	

Reviewed by Court

Printed Name

Signature

Date

Title (Court Executive or Presiding Judge)

Reviewed by County

Printed Name

Signature

Date

Title (County Auditor-Controller or other)

Judicial Council Approved Collections Best Practices

Penal Code section 1463.010 as amended by Assembly Bill 367 (Stats. 2007, ch.132) requires the Judicial Council to report the extent to which each court or county is following best practices for its collection program.

The collection programs are encouraged to use the following best practices. Additional information regarding best practices, including guidelines and standards, can be obtained on the external collections Web site: <http://www2.courtinfo.ca.gov/collections>; or by contacting staff of the Funds & Revenues Unit at collections@jud.ca.gov.

1. Develop a plan and put the plan in a written memorandum of understanding (MOU) that implements or enhances a program in which the court and county collaborate to collect court-ordered debt and other monies owed to a court under a court order.
2. Establish and maintain a cooperative superior court and county collection committee responsible for compliance, reporting, and internal enhancements of the joint collection program.
3. Meet the components of a comprehensive collection program as required under Penal Code section 1463.007 in order that the costs of operating the program can be recovered.
4. Complete all data components in the Collections Reporting Template.
5. Reconcile amounts placed in collection to the supporting case management and/or accounting systems.
6. Retain the joint court/county collection reports and supporting documents for at least three years.
7. Take appropriate steps to collect court-ordered debt locally before referring it to the Franchise Tax Board for collection.
8. Participate in the Franchise Tax Board Court-Ordered Debt (COD) collection program.
9. Participate in the Franchise Tax Board Interagency Intercept Collections (IIC) program.
10. Establish a process for handling the discharge of accountability for uncollectible court-ordered debt.
11. Participate in any program that authorizes the Department of Motor Vehicles to suspend or refuse to renew driver's licenses for individuals with unpaid fees, fines, or penalties.
12. Conduct trials by written declaration under Vehicle Code section 40903 and, as appropriate in the context of such trials, impose a civil assessment.

13. Implement a civil assessment program and follow the Criteria for a Successful Civil Assessment Program. (<http://www.courts.ca.gov/partners/documents/Rev-Dist-Criteria-for-Successful-Civil-Assessment-Program.pdf>)
14. Evaluate the effectiveness and efficiency of external collection agencies or companies to which court-ordered debt is referred for collection.
15. Accept payments via credit and debit card.
16. Accept payments via the Internet.
17. Include in a collection program all court-ordered debt and monies owed to the court under a court order.
18. Include financial screening to assess each individual's ability to pay prior to processing installment payment plans and account receivables.
19. Charge fees as authorized by Penal Code section 1202.4(l).
20. Charge fees as authorized by Penal Code section 1205(e).
21. Use restitution rebate, as authorized by Government Code section 13963(f), to further efforts for the collection of funds owed to the Restitution Fund.
22. Participate in the statewide master agreement for collection services or renegotiate existing contracts, where feasible, to ensure appropriate levels of services are provided at an economical cost.
23. Require private vendors to remit the gross amount collected as agreed and submit invoices for commission fees to the court or county on a monthly basis.
24. Use collection terminology (as established in the glossary, instructions, or other documents approved for use by courts and counties) for the development or enhancement of a collection program.
25. Require private vendors to complete the components of the Collections Reporting Template that corresponds to their collection programs.

Attachment 4

Collections Performance Measures and Benchmarks

Performance Measure	Definition	Formula	Benchmark
Gross Recovery Rate (GRR)	Measures a collection program's ability to resolve delinquent court-ordered debt, including alternative sentences, community service, suspended sentences and discharges.	Delinquent collections for the fiscal year + Adjustments + Discharges / Referrals	34%
Success Rate (SR)	Measures the amount of revenue collected on delinquent court-ordered debt based on total delinquent accounts referred after adjustments and discharges, including non-sufficient funds (NSF) checks.	Delinquent collections for the fiscal year / Referrals – Adjustments – Discharges	31%

**Statewide Collections Programs:
FY 2008-09 to 2015-16 Individual Program
Gross Recovery Rate (34% benchmark) Comparison by County**

	2008-09	2009-10	2010-11	2011-12	2012-13	2013-14	2014-15	2015-16
Alameda	37	28	37	40	63	67	50	76
Alpine	46	82	36	39	61	46	43	0
Amador	50	28	0	28	15	71	32	30
Butte	68	87	61	89	75	53	94	73
Calaveras	52	42	80	57	58	67	60	48
Colusa	14	70	43	98	59	74	111	68
Contra Costa	28	26	30	29	71	62	71	78
Del Norte ¹	0	8	41	33	36	26	30	39
El Dorado	19	26	44	57	81	65	53	87
Fresno	31	48	85	56	45	46	61	141
Glenn	45	49	32	28	62	59	38	76
Humboldt	68	36	40	65	65	77	72	88
Imperial	54	61	51	69	62	75	56	81
Inyo ²	0	47	58	98	94	68	91	65
Kern	79	69	75	84	67	62	72	72
Kings	41	65	41	46	32	40	159	125
Lake	52	56	55	61	55	41	34	43
Lassen	65	57	87	85	55	42	46	56
Los Angeles	92	90	81	72	73	64	63	46
Madera	44	97	72	33	50	56	83	81
Marin	76	58	81	81	71	70	61	69
Mariposa	29	58	46	24	41	58	66	95
Mendocino	66	70	76	85	86	74	115	101
Merced	62	58	60	45	60	62	59	44
Modoc	50	41	22	44	50	35	46	282
Mono	26	35	49	53	48	41	39	52
Monterey	46	55	58	64	72	54	118	44
Napa	55	37	50	56	72	64	61	75
Nevada	56	49	70	42	60	48	134	60
Orange ³	0	40	85	84	85	88	85	96
Placer	30	100	49	59	49	50	54	69
Plumas	24	58	87	67	133	75	109	163
Riverside	43	80	67	51	55	67	120	98
Sacramento	37	39	62	87	59	54	54	77
San Benito	52	37	29	46	68	35	28	94
San Bernardino	36	89	77	68	62	70	85	77
San Diego	58	120	78	66	67	58	129	174
San Francisco	14	32	35	40	54	66	86	65
San Joaquin	70	86	72	73	71	102	16	13
San Luis Obispo	56	58	55	82	76	55	45	32
San Mateo	74	47	56	52	53	94	71	64
Santa Barbara	25	101	36	89	96	36	86	115
Santa Clara	53	49	65	79	72	71	57	76
Santa Cruz	6	9	15	38	53	40	45	108
Shasta	52	53	74	50	60	62	64	95
Sierra	74	68	92	8	66	125	116	72
Siskiyou	44	45	44	48	52	48	49	30
Solano	48	61	55	59	60	68	597	55
Sonoma	53	46	65	85	102	62	50	480
Stanislaus	54	45	36	59	53	64	36	41
Sutter	54	56	79	40	85	76	52	176
Tehama	48	27	29	28	15	35	24	50
Trinity ¹	0	52	38	128	123	30	63	105
Tulare	44	42	54	38	58	83	37	51
Tuolumne	54	74	74	105	49	48	54	45
Ventura	51	59	73	77	89	172	205	106
Yolo	62	43	39	49	69	90	121	89
Yuba	53	73	74	56	61	84	70	85

¹ In FY 2008-09, the program did not submit a *Collections Reporting Template*.

² In FY 2008-2009, the Gross Recovery Rate was less than 1 percent due to case management system limitations, resulting in 0 formula calculation.

³ Program submitted a *Collections Reporting Template* in FY2008-09, but did not agree with the methodology used to establish the performance measures.

**Statewide Collections Programs:
FY 2008-09 to 2015-16 Individual Program
Success Rate (31% benchmark) Comparison by County**

Program:	2008-09	2009-10	2010-11	2011-12	2012-13	2013-14	2014-15	2015-16
Alameda	35	27	37	39	47	62	48	75
Alpine	46	82	36	39	61	45	43	0
Amador	50	21	168	27	15	71	32	19
Butte	59	81	50	82	61	38	85	57
Calaveras	48	36	77	53	55	65	59	47
Colusa	14	66	41	98	59	73	113	57
Contra Costa	30	21	30	28	71	62	71	77
Del Norte ¹	0	7	33	11	34	25	30	30
El Dorado	19	23	43	54	70	56	46	80
Fresno	16	34	71	44	41	45	58	152
Glenn	45	49	32	29	62	64	42	55
Humboldt	68	34	30	33	31	49	57	82
Imperial	45	60	52	67	62	75	57	67
Inyo ²	0	47	58	98	91	61	88	62
Kern	78	69	75	84	66	62	71	67
Kings	37	51	39	43	26	35	163	133
Lake	53	47	51	57	59	42	38	39
Lassen	63	57	87	84	55	42	43	46
Los Angeles	74	68	54	36	46	37	38	26
Madera	50	97	71	29	33	30	54	51
Marin	61	48	76	74	70	67	58	66
Mariposa	29	50	39	24	13	35	57	86
Mendocino	57	60	61	72	72	59	149	103
Merced	54	53	53	41	57	58	56	56
Modoc	41	32	16	34	32	30	34	0
Mono	23	31	46	50	47	35	36	47
Monterey	43	51	55	62	66	52	167	42
Napa	51	41	52	58	71	63	62	75
Nevada	41	39	54	33	56	44	144	52
Orange ³	0	33	76	74	71	74	71	91
Placer	38	100	55	64	56	56	59	72
Plumas	18	53	81	64	253	72	123	182
Riverside	28	51	60	40	56	59	165	98
Sacramento	35	37	52	80	56	53	55	63
San Benito	48	36	29	42	66	35	28	93
San Bernardino	33	83	73	56	50	63	80	75
San Diego	45	147	68	54	53	46	347	0
San Francisco	18	32	36	38	51	64	83	59
San Joaquin	29	56	37	41	36	116	16	10
San Luis Obispo	56	50	54	77	77	55	27	22
San Mateo	72	56	55	51	57	92	69	66
Santa Barbara	20	102	38	87	88	29	64	205
Santa Clara	47	41	56	76	64	60	43	67
Santa Cruz	5	7	15	36	50	38	35	108
Shasta	52	49	71	49	59	43	42	86
Sierra	71	62	90	9	64	140	120	69
Siskiyou	39	41	38	43	46	43	42	15
Solano	48	54	51	53	56	61	0	56
Sonoma	37	34	56	78	105	55	45	0
Stanislaus	54	45	36	59	32	49	27	28
Sutter	51	59	72	38	75	73	49	0
Tehama	41	18	26	21	14	35	23	42
Trinity ¹	0	52	38	128	131	30	41	142
Tulare	44	42	53	36	57	81	36	27
Tuolumne	49	59	70	111	44	44	44	35
Ventura	50	59	73	76	89	308	3961	108
Yolo	58	35	36	44	62	85	160	79
Yuba	34	70	72	53	58	82	56	66

¹ In FY2008-09, the program did not submit a *Collections Reporting Template*.

² In FY 2008-2009, the Success Rate was less than 1 percent due to case management system limitations, resulting in 0 formula calculation.

³ Program submitted a *Collections Reporting Template* in FY2008-09, but did not agree with the methodology used to establish the performance measures.